

## Manuals+

[Q & A](#) | [Deep Search](#) | [Upload](#)

[manuals.plus](#) /

› [Tupperware](#) /

› [Tupperware Small Round Wonder Snack Containers 65ml Set of 4 - User Manual](#)

### Tupperware Twsmallroundwondersf4multicolor-a

# Tupperware Small Round Wonder Snack Containers (65ml, Set of 4)

User Instruction Manual

## PRODUCT OVERVIEW

The Tupperware Small Round Wonder Snack Containers are designed for convenient and safe food storage. This set includes four 65ml containers, ideal for small portions, snacks, or condiments. Crafted from high-quality, non-toxic plastic, these containers are built for durability and ease of use.



Image: A set of four Tupperware Small Round Wonder Snack Containers. One container with a yellow lid is shown separately, while the other three with orange, pink, and teal lids are neatly stacked.

## Key Features:

- **Type:** Utility Container
- **Material:** High-quality Plastic
- **Seal:** Airtight for freshness
- **Quantity:** Pack of 4 containers
- **Safety Features:** Dishwasher Safe, Freezer Safe, Microwave Safe, BPA Free
- **Shape:** Round
- **Capacity:** 65 Milliliters per container

Tupperware products adhere to stringent safety standards, including those from the US Food & Drug Administration (FDA) and Japan Polyolefin Hygienic Association, ensuring they are free from harmful chemicals. The vibrant, multi-color lids are made with colorants registered on the French Positive List, known for its strict regulations.

## SETUP AND FIRST USE

---

1. **Unpacking:** Carefully remove all containers and lids from the packaging.
2. **Initial Cleaning:** Before first use, wash all containers and lids thoroughly with warm, soapy water. Rinse well and allow them to air dry completely or dry with a clean cloth.
3. **Inspection:** Inspect each container and lid for any signs of damage. Do not use if any components are cracked or broken.



*Image: A stack of four Tupperware containers, showcasing their compact and colorful design.*

## OPERATING INSTRUCTIONS

---

### Sealing the Container:

- Place the lid over the container, aligning the rim.
- Press down firmly on the center of the lid, then work your way around the edges to ensure a complete, airtight seal. You may hear a slight click as the air is expelled and the seal is formed.

### Opening the Container:

- Lift one edge of the lid to break the seal.
- Continue lifting around the rim until the lid detaches from the container.

### Usage Guidelines:

- **Food Storage:** Ideal for storing small portions of snacks, baby food, sauces, dressings, or spices.
- **Microwave Use:** These containers are microwave safe. When microwaving, always remove the lid or leave it slightly ajar to allow steam to escape. Do not use for cooking high-fat or high-sugar foods as this may cause melting or warping.
- **Freezer Use:** The containers are freezer safe. Allow hot foods to cool before placing them in the freezer to prevent condensation and potential damage.
- **Dishwasher Use:** Safe for use in the top rack of a dishwasher.



Image: Two pairs of stacked Tupperware containers, illustrating the variety of lid colors.

## CARE AND MAINTENANCE

- **Cleaning:** Wash containers and lids after each use. They are dishwasher safe (top rack recommended) or can be hand-washed with warm, soapy water.
- **Stain Prevention:** To prevent staining, especially from tomato-based sauces or curries, rinse containers immediately after use. For stubborn stains, a paste of baking soda and water can be applied and left for a few hours before washing.
- **Odor Removal:** To remove odors, wash thoroughly and then place a crumpled piece of newspaper inside the container overnight, or soak in a solution of water and white vinegar.
- **Drying:** Ensure containers and lids are completely dry before storing to prevent mildew or odors.
- **Storage:** Store containers with lids off or slightly ajar to allow air circulation and prevent trapped odors. Stacking containers without lids can save space.
- **Avoid Abrasives:** Do not use abrasive cleaners or scouring pads, as these can scratch the plastic surface.

## TROUBLESHOOTING

Problem	Possible Cause	Solution
Lid difficult to seal	Lid or container rim is wet or food is overfilled.	Ensure rims are dry. Do not overfill containers. Press firmly around the entire lid.
Lid difficult to open	A strong vacuum seal has formed, especially after refrigeration.	Lift one corner of the lid to break the seal, then peel off. Run under warm water for a few seconds if needed.
Staining on container	Contact with highly pigmented foods (e.g., tomato sauce, curry).	Rinse immediately after use. For existing stains, apply a baking soda paste and let sit before washing. Exposure to sunlight can also help fade stains.
Odor retention	Strong-smelling foods stored for extended periods.	Wash thoroughly. Place crumpled newspaper inside overnight, or soak in a solution of water and white vinegar. Ensure containers are dry before storing.

## SPECIFICATIONS

Attribute	Detail
Product Name	Tupperware Small Round Wonder Snack Containers
Model Number	Twsmallroundwondersf4multicolor-a

Attribute	Detail
Brand	Tupperware
Quantity	Set of 4 containers
Capacity (each)	65 Milliliters
Material	Plastic (BPA Free)
Color	Multicolor (lids)
Product Dimensions	7.87 x 3.94 x 3.94 inches (overall package/approximate for set)
Item Weight	3.07 ounces (overall package)
Safety Features	Dishwasher Safe, Freezer Safe, Microwave Safe, BPA Free
Manufacturer	Tupperware

## WARRANTY AND SUPPORT

For detailed information regarding the product warranty, please refer to the official Tupperware website or the documentation included with your original purchase. Tupperware products typically come with a limited warranty against manufacturing defects.

For customer support, product inquiries, or to report any issues, please visit the official Tupperware support page or contact their customer service directly. Contact information can usually be found on the Tupperware website or product packaging.


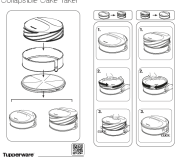




**Official Tupperware Website:** [www.tupperware.com](http://www.tupperware.com)



© 2024 Tupperware. All rights reserved.

This manual is for informational purposes only. Product specifications are subject to change without notice.

### Related Documents - Twsmallroundwondersf4multicolor-a

 <p>Micro Healthy Delight</p> <p>Tupperware®</p> <p>Micro Healthy Delight</p> <p>Tupperware®</p>	<p><a href="#">Tupperware Micro Healthy Delight: Microwave Cookware Guide</a></p> <p>Discover how to prepare healthy and delicious meals with the Tupperware Micro Healthy Delight. This guide provides essential cooking instructions, safety precautions, and warranty information for optimal use in your microwave.</p>
 <p>Collapsible Cake Taker</p> <p>Tupperware®</p>	<p><a href="#">Tupperware Collapsible Cake Taker - Usage Instructions</a></p> <p>Learn how to use the Tupperware Collapsible Cake Taker. This guide provides step-by-step instructions for expanding and collapsing the cake carrier for optimal storage and transport.</p>
 <p>Thermal Stacking Containers</p> <p>Tupperware®</p>	<p><a href="#">Tupperware Thermal Stacking Containers User Guide</a></p> <p>Comprehensive guide on using and caring for Tupperware Thermal Stacking Containers, including assembly, cleaning, safety, and warranty information.</p>
 <p>Tupperware®</p> <p>FridgeSmart</p> <p>Instruction Manual</p> <p>www.tupperwaredirect.co.uk</p>	<p><a href="#">Tupperware FridgeSmart Instruction Manual: Keep Produce Fresher Longer</a></p> <p>Discover how to maximize the freshness of your fruits and vegetables with the Tupperware FridgeSmart instruction manual. This guide explains the innovative ACE (Atmosphere Controlled Environment) System, detailing easy-to-use features, adaptable venting options, and a comprehensive produce storage chart to ensure optimal preservation. Learn how to properly store various items, understand the 10-year warranty, and find contact information for support.</p>
 <p>A-Series Knives</p> <p>Tupperware®</p>	<p><a href="#">Tupperware A-Series Knives: Usage and Care Guide</a></p> <p>Comprehensive guide to Tupperware A-Series Knives, covering safety symbols, proper storage techniques (hook and hanging), and safe usage practices like peeling. Includes a link to the official product page.</p>
 <p>CheeSmart</p> <p>Tupperware®</p>	<p><a href="#">CheeSmart Food Storage Container Instructions   Tupperware</a></p> <p>Official instructions for the Tupperware CheeSmart container, detailing how to use, clean, and store cheese and cold meats for optimal freshness. Learn about CondensControl technology.</p>