



[Manuals.plus](#) /

> [HIFIT](#) /

> HIFIT 79-inch Mid-Century Modern Faux Leather Sofa Instruction Manual

HIFIT 79-inch Mid-Century Modern Faux Leather Sofa

HIFIT 79-inch Mid-Century Modern Faux Leather Sofa Instruction Manual

Model: 79-inch Mid-Century Modern Faux Leather Sofa

1. INTRODUCTION

Thank you for choosing the HIFIT 79-inch Mid-Century Modern Faux Leather Sofa. This sofa is designed to provide comfort and style to your living space, office, or apartment. Crafted with a sturdy solid wood frame, high-density foam, and breathable faux leather, it offers both durability and a luxurious feel. This manual provides essential information for safe assembly, proper use, and effective maintenance to ensure the longevity and optimal performance of your new sofa.



Figure 1: The HIFIT 79-inch Mid-Century Modern Faux Leather Sofa.

2. SAFETY INFORMATION

Please read and understand all safety warnings before assembly and use. Failure to follow these instructions may result in injury or product damage.

- All foam and upholstered surfaces meet flammability standards. Keep the sofa away from open flames or high heat sources to prevent fire hazards.
- Supervise children and pets around the sofa to avoid entrapment risks or accidental injury.
- Do not exceed the maximum weight limit of 800 pounds (approximately 363 kg). Uneven weight distribution or excessive load may compromise the sofa's structural integrity.
- Ensure all components are securely fastened during assembly. Periodically check and tighten all connections to maintain stability.
- Avoid standing or jumping on the sofa. This product is designed for seating purposes only.

3. PACKAGE CONTENTS

Your HIFIT sofa is shipped in one box and includes all necessary parts, instructions, and tools for assembly. Please verify that all components listed below are present before beginning assembly.

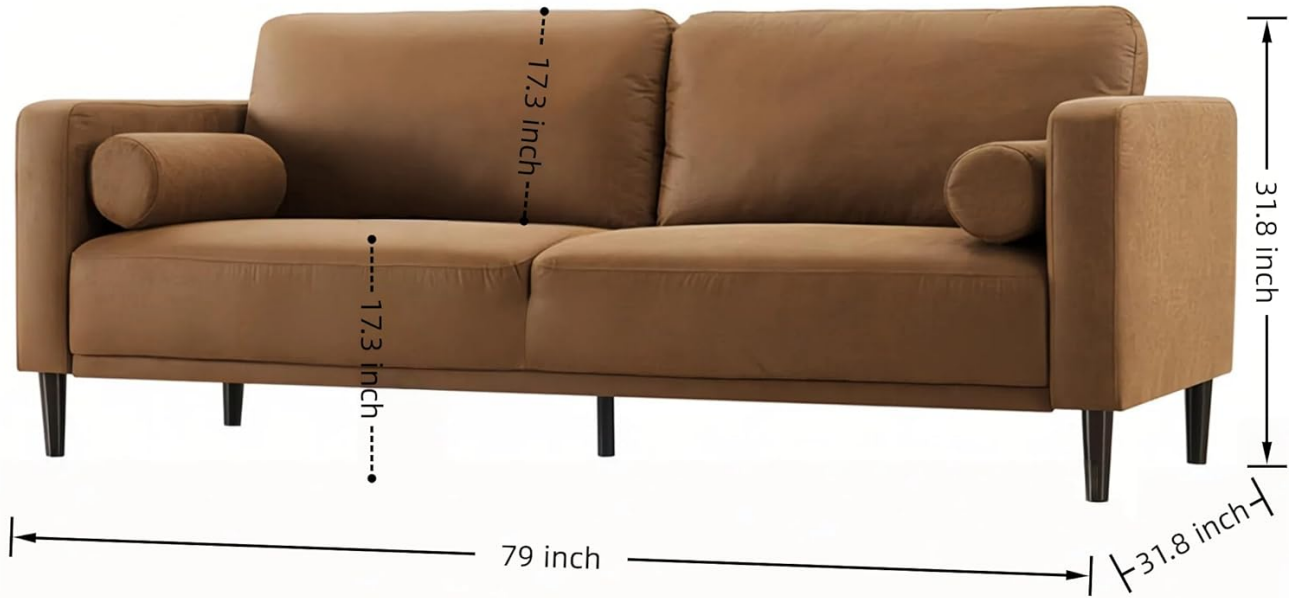
- Upholstered Sofa Frame
- Seat Cushions (3)
- Back Cushions (3)
- Bolster Pillows (2)
- Solid Wood Legs (6)
- Necessary Assembly Hardware (bolts, washers, Allen wrench)
- Installation Instruction Manual

4. SETUP AND ASSEMBLY

Assembly typically takes approximately 30 minutes with two people. Follow these steps carefully:

1. **Unpack Components:** Carefully remove all parts from the packaging. Place them on a clean, soft surface to prevent scratches.
2. **Attach Legs:** Locate the pre-drilled holes on the underside of the sofa frame. Align each solid wood leg with a hole and secure it using the provided bolts and Allen wrench. Ensure all legs are tightened firmly.
3. **Attach Backrest:** Slide the backrest into the designated slots on the sofa base. Ensure it clicks securely into place.
4. **Place Cushions:** Position the seat cushions onto the sofa base. Place the back cushions against the backrest.
5. **Add Bolster Pillows:** Place the two bolster pillows on the armrests or as desired for additional comfort.
6. **Final Check:** Gently shake the sofa to ensure all connections are stable. If any part feels loose, re-tighten the corresponding hardware.

Three Seater Leather Couch



All in One Box



800lbs Weight Capacity



Easy Assembly



Figure 2: Sofa dimensions for planning placement.



Figure 3: Detail of the solid tapered legs, providing stability and clearance.

5. OPERATING INSTRUCTIONS


The HIFIT sofa is designed for comfortable seating in various indoor environments. Its spacious three-seat capacity and ergonomic design provide optimal support.

- **Seating:** The sofa features 20.5-inch extra-deep seating and thick, high-density foam cushions for a comfortable experience.
- **Pillow Placement:** Utilize the two movable bolster pillows for low-back relaxation or additional support as needed.
- **Versatility:** Suitable for living rooms, offices, lounge areas, or even as a loveseat in smaller spaces.

Enjoy Better Leisure Time

Deep Seat Sofa

The 20.5" seat depth and spacious three-seater design offer plenty of room for sitting or lying down, as you wish



Supportive, Never Sag

Thickened Cushion

The 11-inch high-rebound sponge seating enhances softness and comfort

Cloudlike Feel

Fluffy Soft Backrest

Filled with high-density foam, allows your back to fully relax



Figure 4: Deep seating and cushioned comfort features.



Figure 5: Ergonomic design for optimal support.

6. MAINTENANCE

Proper care will help maintain the appearance and extend the life of your HIFIT sofa.

- **Cleaning:** For general cleaning, wipe the faux leather fabric with a dry cloth. For spills or stains, use a damp cloth and mild soap, then wipe dry immediately. Avoid harsh chemicals or abrasive cleaners.
- **Cushion Care:** The seat and back cushions are removable. Periodically fluff and rotate cushions to maintain their shape and even out wear.

- **Frame Care:** Regularly check and tighten all bolts and connections to ensure the sofa remains stable.
- **Protection:** While the faux leather is resistant to pet damage, it is recommended to use protective covers if pets frequently use the sofa to prevent potential scratches or damage.




Figure 6: Detail of the premium faux leather fabric.

7. TROUBLESHOOTING

If you encounter any issues with your sofa, please refer to the following common solutions:

- **Sofa feels wobbly:** Check all leg and frame connections. Tighten any loose bolts using the provided Allen wrench. Ensure the sofa is placed on a flat, even surface.
- **Cushions appear flattened:** Remove and fluff the cushions. Rotate them periodically to distribute wear evenly. Allow some time for new cushions to fully expand after unpacking.
- **Squeaking noises:** This can sometimes occur with new furniture. Ensure all bolts are tight. If the noise persists, try applying a small amount of silicone lubricant to the joints where components connect.
- **Difficulty assembling:** Review the assembly instructions carefully. Ensure all parts are correctly oriented and that you are using the correct hardware for each step. Do not force parts together.

8. SPECIFICATIONS

Feature	Specification
Brand	HIFIT
Product Dimensions (D x W x H)	31.8"D x 78.9"W x 31.8"H
Item Weight	106 Pounds

Feature	Specification
Weight Limit	800 Pounds
Seating Capacity	3
Upholstery Fabric Type	Faux Leather
Frame Material Type	Wood
Seat Fill Material	Foam
Item Firmness Description	Medium-Firm
Assembly Required	Yes
Recommended People for Assembly	2
Included Components	2 Square Cushions, Installation Instruction, Necessary Assembly Hardware, Upholstered Sofa with Bolster Pillow

BREATHING FABRIC-TECHNOLOGY CLOTH



Breathable Fabric



Stain Resistant



Leather Look



Soft Touch



Figure 7: Key construction materials for durability and comfort.

Front



Back



Figure 8: Front and back views of the sofa.

9. WARRANTY AND SUPPORT

HIFIT is committed to providing quality products and excellent customer service. While specific warranty details are not provided in this manual, our post-sale service team is available 24/7 to assist you with any questions or concerns regarding your product.

If you have any issues or require assistance, please contact HIFIT customer support. Ensure you have your purchase details and product model information ready when contacting support.