

Xiaomi BHR5121GL

Xiaomi MI 50W Power Bank 20000mAh User Manual

Model: BHR5121GL

INTRODUCTION

Thank you for choosing the Xiaomi MI 50W Power Bank 20000mAh. This high-capacity portable charger is designed to provide reliable and fast charging for a wide range of electronic devices, including smartphones, tablets, and laptops. With its 20000mAh capacity and 50W maximum output, it ensures your devices stay powered throughout the day. This manual provides essential information on how to use and maintain your power bank safely and effectively.





Figure 1: Front view of the Xiaomi MI 50W Power Bank 20000mAh.



Figure 2: The power bank features an upgraded design with UV paint treatment and ceramic-like gloss for a smooth, premium feel.

SETUP

1. Initial Charging of the Power Bank

Before first use, it is recommended to fully charge your Xiaomi MI 50W Power Bank. Use a compatible USB-C charger and cable to connect the power bank's USB-C port (IN/OUT 2) to a power source. The LED indicators will show the charging progress.

- A full charge typically takes approximately 4.5 hours with a 45W MAX input.
- The power bank supports two-way fast charging via its Type-C port.



Figure 3: The Type-C port supports two-way fast charging, allowing the power bank to be fully charged in about 4.5 hours.

2. Understanding the Ports

The power bank features multiple ports for versatile charging:

- **OUT 1 (USB-A):** Output port for charging devices.
- **IN/OUT 2 (USB-C):** Bidirectional port for both charging the power bank and charging devices, including laptops.
- **OUT 3 (USB-A):** Output port for charging devices.



Figure 4: Top view of the power bank showing the USB-A output ports (OUT 1, OUT 3) and the versatile USB-C input/output port (IN/OUT 2).

OPERATING INSTRUCTIONS

1. Charging Devices

Connect your device to one of the power bank's output ports using a suitable charging cable. The power bank will automatically begin charging your device.

- **Simultaneous Charging:** The power bank can charge up to three devices simultaneously using its two USB-A ports

and one USB-C port.

- **High-Power Output:** The USB-C port supports up to 50W MAX output, suitable for charging laptops like MacBook Pro and Mi Notebooks, as well as the Nintendo Switch.
- **Low-Current Charging:** For smaller devices such as Bluetooth earbuds and smart bands, the USB-A ports support low-current charging. Double-press the power button to activate low-current charging mode if your device is not detected or charging properly.



Figure 5: The Type-C port provides fast charging for high-power devices, including laptops.




Figure 6: USB-A ports are ideal for charging low-current devices like Bluetooth earbuds and smart bands.

2. Checking Battery Level

Press the power button once to check the remaining battery level. The LED indicators next to the USB-C port will illuminate to show the charge status.

- Each LED light typically represents approximately 25% of the battery capacity.

MAINTENANCE

Proper care and maintenance will extend the lifespan of your power bank.

- **Cleaning:** Use a soft, dry cloth to clean the surface of the power bank. Avoid using harsh chemicals or abrasive materials.
- **Storage:** Store the power bank in a cool, dry place away from direct sunlight, extreme temperatures, and humidity.
- **Battery Care:** To maintain battery health, fully charge the power bank at least once every three months if not in regular use.
- **Avoid Drops:** Do not drop or subject the power bank to strong impacts.
- **Water Exposure:** Keep the power bank away from water and other liquids.

TROUBLESHOOTING

If you encounter issues with your Xiaomi MI 50W Power Bank, refer to the following common problems and solutions:

Problem	Possible Cause	Solution
Power bank not charging devices.	Low battery on power bank; incorrect cable; device not compatible; low-current device not detected.	Recharge the power bank. Ensure cable is securely connected and compatible. Try a different cable. For low-current devices, double-press the power button to activate low-current mode.
Power bank not recharging.	Faulty charging cable/adaptor; power bank port issue.	Try a different USB-C cable and power adapter. Ensure the connection is secure.
Slow charging.	Cable not supporting fast charging; device not supporting fast charging; multiple devices connected.	Use a high-quality, fast-charging compatible cable. Ensure your device supports fast charging. Charging multiple devices simultaneously may reduce individual charging speeds.
LED indicators not working.	Power bank is off; internal issue.	Press the power button once to check the status. If still unresponsive, contact customer support.



Figure 7: The power bank incorporates multiple circuit protections for enhanced safety, including temperature, short circuit, overvoltage, and overcurrent protection.

SPECIFICATIONS

Key technical specifications for the Xiaomi MI 50W Power Bank 20000mAh:

Feature	Detail
Model Number	BHR5121GL
Battery Capacity	20000 mAh (74 Wh)
Input Port	USB Type-C
Output Ports	2 x USB-A, 1 x USB Type-C

Feature	Detail
Max Output Power	50W (USB Type-C)
Dimensions	6.06 x 2.9 x 1.07 inches (153.5 x 73.5 x 27.5 mm)
Weight	1.03 pounds
Battery Type	Lithium Polymer
Charging Time	Approx. 4.5 hours (with 45W charger)



Figure 8: Physical dimensions of the Xiaomi MI 50W Power Bank.

WARRANTY INFORMATION

Xiaomi products are manufactured to the highest quality standards. This product is covered by a limited warranty from the date of purchase. Please refer to the warranty card included with your product or visit the official Xiaomi website for detailed warranty terms and conditions specific to your region. Keep your purchase receipt as proof of purchase for warranty claims.





For technical support, troubleshooting assistance, or warranty inquiries, please contact Xiaomi customer service through their official website or the contact information provided in your product packaging. You can also visit the official Xiaomi store on Amazon for more product information and support resources.



Xiaomi Official Store: [Visit Xiaomi Store on Amazon](#)



© 2025 Xiaomi. All rights reserved.
This manual is for informational purposes only. Specifications are subject to change without notice.

Related Documents - BHR5121GL

	<p>Mi 50W Power Bank 20000mAh: Charge Your Laptop On-the-Go</p> <p>Discover the Mi 50W Power Bank 20000mAh, a high-capacity portable charger designed to power your laptop, smartphone, and other devices with its dual-way fast charging and multiple ports. Ideal for travel and daily use.</p>
	<p>20000mAh Redmi 18W Hızlı Şarj Power Bank Kullanıcı Kılavuzu</p> <p>Redmi 20000mAh 18W Hızlı Şarj Power Bank için kapsamlı kullanıcı kılavuzu. Cihazın özellikleri, kullanımı, bakımı, güvenliği ve geri dönüşümü hakkında detaylı bilgiler içerir.</p>
	<p>Powerbank Redmi 20000mAh Xiaomi Fast Charge - Instrukcja i Specyfikacje</p> <p>Szczegółowy przewodnik po Powerbanku Xiaomi Redmi 20000mAh z szybkim ładowaniem. Zawiera specyfikacje, instrukcje ładowania i rozładowywania, środki ostrożności oraz informacje o bezpieczeństwie i kompatybilności. Idealny do smartfonów i tabletów.</p>
	<p>Xiaomi 10000mAh Power Bank with Integrated Cable User Manual</p> <p>Comprehensive user manual for the Xiaomi 10000mAh Power Bank featuring an integrated cable, covering product overview, safety precautions, charging and discharging instructions, specifications, and warranty information.</p>

<div></div> <div><div>Xiaomi 3A USB-A to USB-C Cable (1m)</div><div>Safety Information and Warranty Notice</div></div>	<div>Xiaomi 3A USB-A to USB-C Cable (1m) - Safety Information and Warranty Notice</div> <div>This document provides essential safety information and warranty details for the Xiaomi 3A USB-A to USB-C Cable (1m), model K43220. Learn about proper usage, safety precautions, and warranty terms from Xiaomi Communications Co., Ltd.</div>
<div></div> <div><div>Xiaomi 3A Braided USB-C to USB-C Cable (1m)</div><div>Safety Information and Warranty Notice</div></div>	<div>Xiaomi 3A Braided USB-C to USB-C Cable (1m) - Safety & Warranty Information</div> <div>Get essential safety information and warranty details for the Xiaomi 3A Braided USB-C to USB-C Cable (1m), model L33020. Learn about proper usage, precautions, and warranty coverage.</div>