

Raycom ACT397

Raycom 4-Pack 2K/3MP FHD Wireless IP Security Camera User Manual

Model: ACT397

INTRODUCTION

This manual provides comprehensive instructions for the installation, operation, and maintenance of your Raycom 4-Pack 2K/3MP FHD Wireless IP Security Camera system (Model ACT397). Please read this manual thoroughly before using the product to ensure proper setup and functionality. Keep this manual for future reference.

PACKAGE CONTENTS

Verify that all items are present in your package:

- 4 x Raycom 2K/3MP FHD Wireless IP Security Cameras
- 4 x Power Adapters/Chargers
- Mounting Screws and Anchors
- User Manual (this document)



Image: The Rraycom 4-Pack Security Camera system, showing four white bullet-style cameras with antennas and mounting brackets.

PRODUCT OVERVIEW

The Rraycom ACT397 camera is designed for both indoor and outdoor surveillance, offering 2K/3MP Full HD resolution for clear video monitoring. Key features include:

- **2K/3MP Full HD Video:** Provides detailed and clear images.
- **Night Vision:** Infrared night vision for monitoring in low-light conditions, up to 66 feet.
- **IP66 Weatherproof:** Durable design suitable for outdoor use in various weather conditions (-10°C to 55°C).
- **AI Smart Motion Detection:** Differentiates between human, animal, and vehicle movement to reduce false alerts.
- **Wi-Fi Connectivity:** Connects to your home Wi-Fi network (2.4GHz only).
- **Smart Home Integration:** Compatible with Amazon Alexa and Google Assistant for voice control and live view.
- **24/7 Continuous Recording:** Constant monitoring with cloud storage options.



Image: A Raycom security camera mounted on a wall, surrounded by icons representing its features: Wi-Fi connectivity, AI detection, 3MP HD resolution, night vision, Alexa compatibility, and weatherproof design.

Raycom
Indoor&Outdoor Wifi Camera

Better protection.
Outside or in

Meshare App Required , 2K Resolution(not wire-free). Weather resistant, some features, including mobile notifications, remote control, video streaming, and 24/7 continuous video recording, require working internet, and 2.4GHZ Wifi

 The banner features a large white Raycom security camera on the left. To its right, a hand holds a smartphone displaying a 2K video feed of a person in a room. The text '2K' is visible in the top right corner of the phone's screen.

Image: A banner highlighting the Raycom camera's suitability for both indoor and outdoor use, emphasizing its protective capabilities.

1. Download the App

Search for "meshare" in your smartphone's app store (iOS or Android) and download the application. The meshare app is required for camera setup and operation.

2. Power On the Camera

Connect the camera to a power outlet using the provided power adapter. Wait for the camera's indicator light to show it is ready for pairing (refer to the app for specific light indications).

3. Add Camera to App

1. Open the meshare app and create an account or log in.
2. Follow the in-app instructions to add a new device. This typically involves scanning a QR code on the camera or manually entering its ID.
3. Connect the camera to your 2.4GHz Wi-Fi network. **Note:** This camera system is compatible only with 2.4GHz Wi-Fi networks. Ensure your router is configured for 2.4GHz or that you are connecting to the 2.4GHz band.
4. Once connected, the camera will appear in your device list within the app.

4. Mounting the Camera

Choose a suitable location for installation, considering the camera's viewing angle (130 degrees) and power source accessibility. Use the provided screws and anchors to securely mount the camera to a wall or surface. Ensure the power connection is protected from moisture if installed outdoors.



"Alexa, show me the living room."



Image: Top shows a person using a screwdriver to install a Raycom security camera on a wall. Bottom shows an Echo Show displaying a live feed from the camera, with a speech bubble indicating "Alexa, show me the living room."



Image: A banner titled "Quickly Install" illustrating various suitable installation locations for the camera, including a home exterior, office, hotel, warehouse, and shop.

OPERATING INSTRUCTIONS

Live View and Recording

Access the meshare app to view live footage from your cameras. The system supports 24/7 continuous recording. Recorded video clips are stored in the cloud (subscription may apply after trial period).

24/7 Continuous Recording

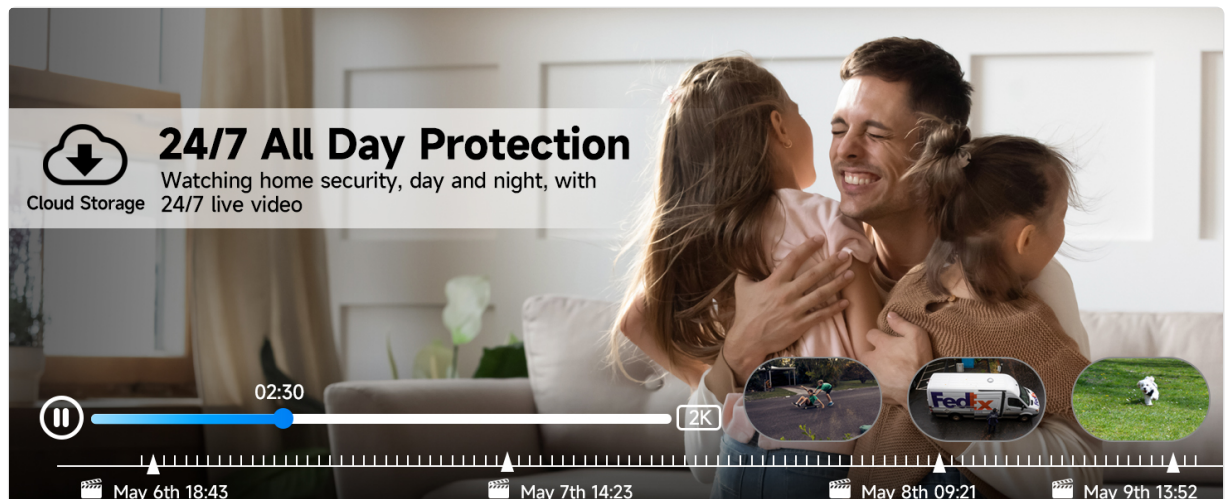


24/7 SERVICE

Bank level data protection 

30 Days Free Trial Of Cloud Service 

Image: A smartphone screen showing the meshare app interface with a live view of a camera feed and a timeline indicating 24/7 continuous recording and cloud playback options.



24/7 All Day Protection

Watching home security, day and night, with 24/7 live video

Cloud Storage

02:30

2K

May 6th 18:43 May 7th 14:23 May 8th 09:21 May 9th 13:52

Image: A banner promoting 24/7 all-day protection with cloud storage, showing a timeline of recorded events.

Motion Detection and Alerts

The camera features AI-powered motion detection that can distinguish between people, animals, and vehicles. This helps in reducing false alerts. When motion is detected, the meshare app will send video clips to your device.

- **Enable/Disable Alerts:** Configure motion detection sensitivity and alert types within the app settings.
- **Customized Activity Zones:** Define specific areas within the camera's view where motion detection should be active or ignored. This helps focus on critical areas and further reduce unwanted notifications.





Image: A smartphone displaying a motion detection alert from the meshare app, showing a person outlined in red, indicating detected activity.

AI Human Motion Detection


Less False Alerts



Human Alert



Animals Alert



Vehicle No Alert



People



Animals



Vehicles



Image: A graphic illustrating the AI Human Motion Detection feature, showing how the camera identifies and alerts for people and animals while ignoring vehicles, reducing false alarms.



Customized Activity Zones

Only receive important alerts
Detection range up to 33ft 110°

Image: A diagram showing a lawn area divided into two zones, illustrating the "Customized Activity Zones" feature where users can define specific areas for motion detection.

Night Vision

The camera automatically switches to infrared night vision in low-light conditions, providing clear black and white

footage up to 66 feet. This ensures continuous monitoring day and night.

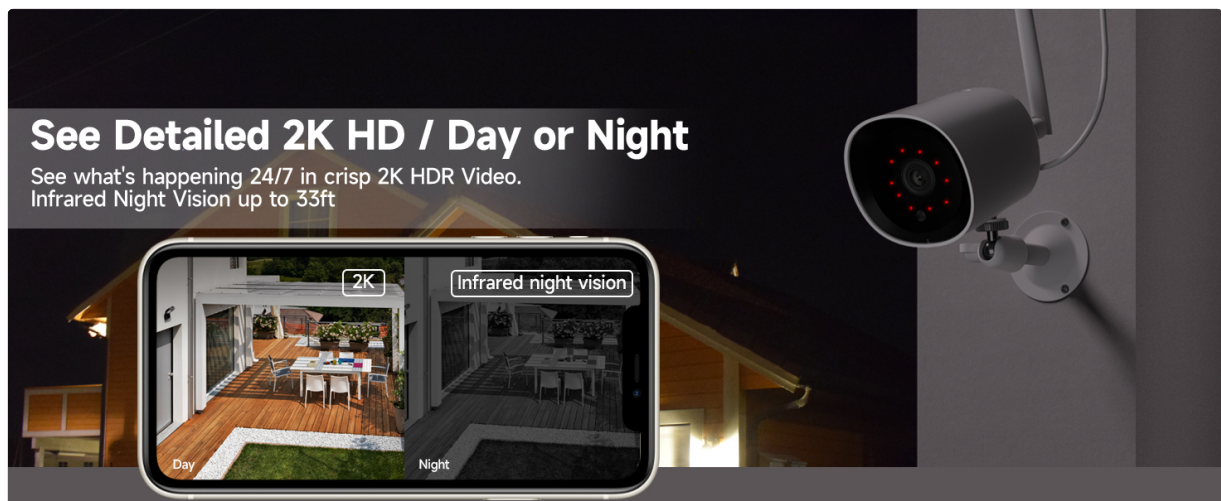


Image: A split image demonstrating the camera's 2K HD clarity during both day and night, highlighting its infrared night vision capabilities.



Image: A comparison of video quality, showing a 2K resolution image with clearer details (like a license plate) compared to a 1080P resolution image of the same scene.

Smart Home Integration

The Raycom camera is compatible with Amazon Alexa and Google Assistant. Link your meshare account to your smart home assistant to enable voice commands. For example, say "Alexa, show me the living room" to view the live feed on compatible devices like an Echo Show.



Image: A person preparing food in a kitchen, with a tablet displaying a live camera feed of a delivery truck, illustrating the use of voice commands with Alexa or Google Assistant.

CLOUD STORAGE

The meshare app offers cloud storage for your recorded video clips. Upon detecting motion, video clips are sent to your app and stored securely in the cloud. A 30-day free trial of the 7-day cloud recording plan is included with your purchase. After the trial, a subscription is required to continue cloud services.



Image: A banner promoting cloud storage, highlighting a 7-day playback feature available for free during the first month, with a visual representation of cloud data storage.

MAINTENANCE

- **Cleaning:** Gently wipe the camera lens and body with a soft, damp cloth. Avoid using harsh chemicals or abrasive materials.
- **Firmware Updates:** Regularly check the meshare app for available firmware updates to ensure optimal performance and security.
- **Power Connection:** Ensure the power cable and adapter are securely connected and protected from environmental elements, especially for outdoor installations.
- **Wi-Fi Connection:** Maintain a stable 2.4GHz Wi-Fi connection for uninterrupted operation.

TROUBLESHOOTING

Problem	Possible Cause	Solution
Camera not connecting to Wi-Fi	Incorrect Wi-Fi password; Camera too far from router; Only 5GHz Wi-Fi available; Weak signal.	<ul style="list-style-type: none">• Verify Wi-Fi password.• Move camera closer to the router.• Ensure you are connecting to a 2.4GHz Wi-Fi network.• Restart your router and camera.
No video feed / Offline status	No power; Wi-Fi disconnected; App issue.	<ul style="list-style-type: none">• Check power connection.• Verify Wi-Fi status.• Restart the camera.• Close and reopen the meshare app.
Frequent false motion alerts	High sensitivity; Environmental factors (e.g., moving branches, insects).	<ul style="list-style-type: none">• Adjust motion detection sensitivity in the app.• Set up customized activity zones to exclude irrelevant areas.
Poor night vision quality	Obstruction in front of lens; Infrared lights blocked.	<ul style="list-style-type: none">• Clean the camera lens.• Ensure no objects are blocking the camera's view or infrared emitters.

SPECIFICATIONS

Feature	Detail
Model Name	ACT397
Video Capture Resolution	3 MP (2K)
Indoor/Outdoor Usage	Indoor, Outdoor
Connectivity Technology	Wireless (Wi-Fi 2.4GHz)
Power Source	Corded Electric (5V DC, 5W)
Controller Type	Amazon Alexa, Google Assistant, App
Viewing Angle	130 Degrees
Night Vision Range	30 feet
International Protection Rating	IP66
Operating Temperature	-10°C to 55°C
Frame Rate	15 frames per second

Feature	Detail
Material	Metal
Item Weight (per camera)	Approx. 0.8 lbs
UPC	768490171326

WARRANTY AND SUPPORT


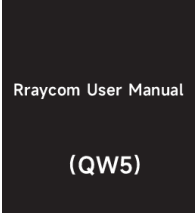
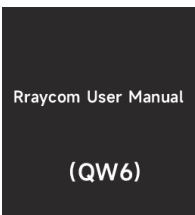
For warranty information and technical support, please refer to the Raycom official website or contact their customer service directly. Details are typically provided on the product packaging or within the meshare application's help section.

Raycom was founded in 2015, focusing on the design and research of intelligent security technology. They aim for customer satisfaction and home safety, with rigorous testing for each camera. Raycom uses advanced encryption technology, and all data is securely stored locally, accessible only by you.

Visit the [Raycom Store on Amazon](#) for more products and information.



© 2023 Raycom. All rights reserved.

Related Documents - ACT397

	<p>Raycom Security Camera Quick Start Guide</p> <p>A comprehensive quick start guide for Raycom security cameras, covering network setup, troubleshooting, and connection methods like Smart Connection and Zink Connection.</p>
	<p>Raycom QW5 User Manual - Setup, Features, and Support</p> <p>Comprehensive user manual for the Raycom QW5 security camera, covering setup, app registration, adding cameras, firmware updates, sharing, and advanced features like AI and cruise control. Includes customer support information.</p>
	<p>Raycom QW6 Wireless Security Camera User Manual</p> <p>A comprehensive user manual for the Raycom QW6 wireless security camera. This guide covers initial setup, app installation and registration, adding the camera, Wi-Fi configuration, and detailed explanations of app features like multi-device view, firmware updates, device sharing, rotation control, cruise and guard positions, and AI functions such as humanoid tracking and framing. Includes customer service information and a packing list.</p>

<div>Wire-Free Camera Operation Instruction</div> <div>(BW5)</div>	<div>Rraycom BW5 Wire-Free Camera Operation Instruction & Quick Start Guide</div> <div>Detailed operation instructions and a quick start guide for the Rraycom BW5 wire-free security camera, covering setup, app registration, device pairing, and feature usage.</div>
<div>Rraycom User Manual</div> <div>(P4)</div>	<div>Rraycom P4 User Manual: Setup, Features, and Support</div> <div>Comprehensive user manual for the Rraycom P4 camera. Learn how to set up your device, connect to Wi-Fi, use the O-KAM app for features like AI tracking and remote viewing, and find customer support information.</div>
<div>Wire-Free Camera Operation Instruction</div> <div>(BW6)</div>	<div>Wire-Free Camera BW6 Operation Instruction and Setup Guide</div> <div>Comprehensive guide for setting up and operating the Rraycom BW6 Wire-Free Camera, including app installation, device pairing, and feature explanations.</div>

Documents - Rraycom – ACT397

	<div>[pdf] Guide</div> <div>2pack WiFi Security Camera Outdoor 2K Cameras for Home Night Vision Motion Detection IP66 Waterproof Cloud Storage 24 7 Live Video Compatible with Alexa Google Assistant 2 Count Pack of 1 Black ACT397 User Guide Rraycom B0BXKZCY35 B09DL36F3T B09FLDPNZY D1 2A sbQdS m media amazon images I </div> <div>...</div> <div>lang: score:20 filesize: 1.44 M page_count: 1 document date: 2021-12-22</div>
	<div>[pdf] User Manual</div> <div>2pack WiFi Security Camera Outdoor 2K Cameras for Home Night Vision Motion Detection IP66 Waterproof Cloud Storage 24 7 Live Video Compatible with Alexa Google Assistant 2 Count Pack of 1 Black Rraycom Wireless Surveillance 3Pack New ACT397 User Manual B0BXKZCY35 B09DL36F3T B09FLDPNZY B1MARxuO TL m media amazon images I </div> <div>Security ...</div> <div>lang: score:17 filesize: 2.24 M page_count: 1 document date: 2022-05-10</div>