



[Manuals.plus](#) /

> [Transwon](#) /

> Transwon Tempered Glass Screen Protector User Manual

Transwon SKYPAD 8 Pro Tablet and SKY PAD8 Tablet

Transwon Tempered Glass Screen Protector User Manual

For SKYPAD 8 Pro Tablet and SKY PAD8 Tablet 8 Inch

1. PRODUCT OVERVIEW

The Transwon Tempered Glass Screen Protector is designed to provide superior protection for your SKYPAD 8 Pro Tablet and SKY PAD8 Tablet. This high-quality screen protector offers exceptional clarity, touch sensitivity, and durability, safeguarding your device's display from scratches, impacts, and daily wear.



Image: Contents of the Transwon Tempered Glass Screen Protector package, including the screen protectors and a compatible tablet.

2. PACKAGE CONTENTS

Each package of the Transwon Tempered Glass Screen Protector includes the following items:

- 2 x Tempered Glass Screen Protectors
- 2 x Wet Wipes (for cleaning the screen)
- 2 x Dry Wipes (for drying the screen)
- 2 x Dust-absorbers (for removing dust particles)
- 6 x Guide Stickers (for precise alignment during installation)

3. INSTALLATION GUIDE


Follow these steps carefully for a bubble-free and precise installation of your screen protector.

1. **Step 1: Clean Your Screen.** Use the provided wet wipe to thoroughly clean the tablet screen, removing all dust, dirt, and fingerprints. Follow with the dry wipe to ensure the screen is completely dry and lint-free. Use the dust-absorber to pick up any remaining dust particles.
2. **Step 2: Prepare the Screen Protector.** Carefully peel off half of the first protective layer (labeled "1" or similar) from the adhesive side of the tempered glass. Avoid touching the adhesive surface.
3. **Step 3: Align and Apply.** Gently align the screen protector with the edges of your tablet screen, ensuring the cutouts for the

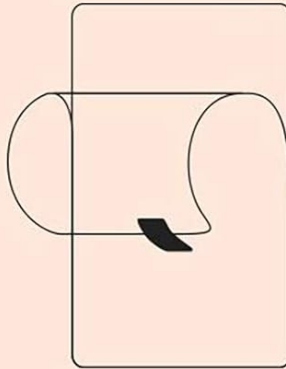
camera and sensors match perfectly. Once aligned, slowly lower the screen protector onto the tablet. The air-exhausting adhesive will automatically attach smoothly. If necessary, gently press from the center outwards to remove any small bubbles.

Easy Installation

Step 1. Clean your screen with the wet wipe cloth to remove dust and contaminants.



Step 2. Tear off half of first protective layer.



Step 3. Gently put down the screen protector on the screen to complete the installation process.




Image: Visual guide illustrating the three main steps for installing the screen protector: cleaning the screen, peeling the protective film, and carefully applying the glass.

4. PRODUCT FEATURES AND BENEFITS

- **High Response:** With a 0.33 mm thickness, the protector maintains the original touch sensitivity of your tablet, ensuring quick app launches, smooth gaming, and seamless video playback.
- **High Transparency:** A 99.99% light transmission ratio preserves your tablet's vibrant 8-inch display. Enjoy a clear viewing experience with optimal brightness and reduced glare, along with deeper blacks.
- **Scratch Terminator (9H Hardness):** Engineered with 9H hardness, this screen protector offers robust protection against scratches, crashes, and shocks, safeguarding your tablet screen from damage.
- **Anti-Fingerprint:** The surface is treated to resist fingerprints, oil, and sweat, making it easy to wipe away smudges without leaving residual marks.

- **Bubble-Free Installation:** The advanced air-exhausting adhesive ensures a smooth, automatic attachment to your screen, facilitating an easy and bubble-free installation process.

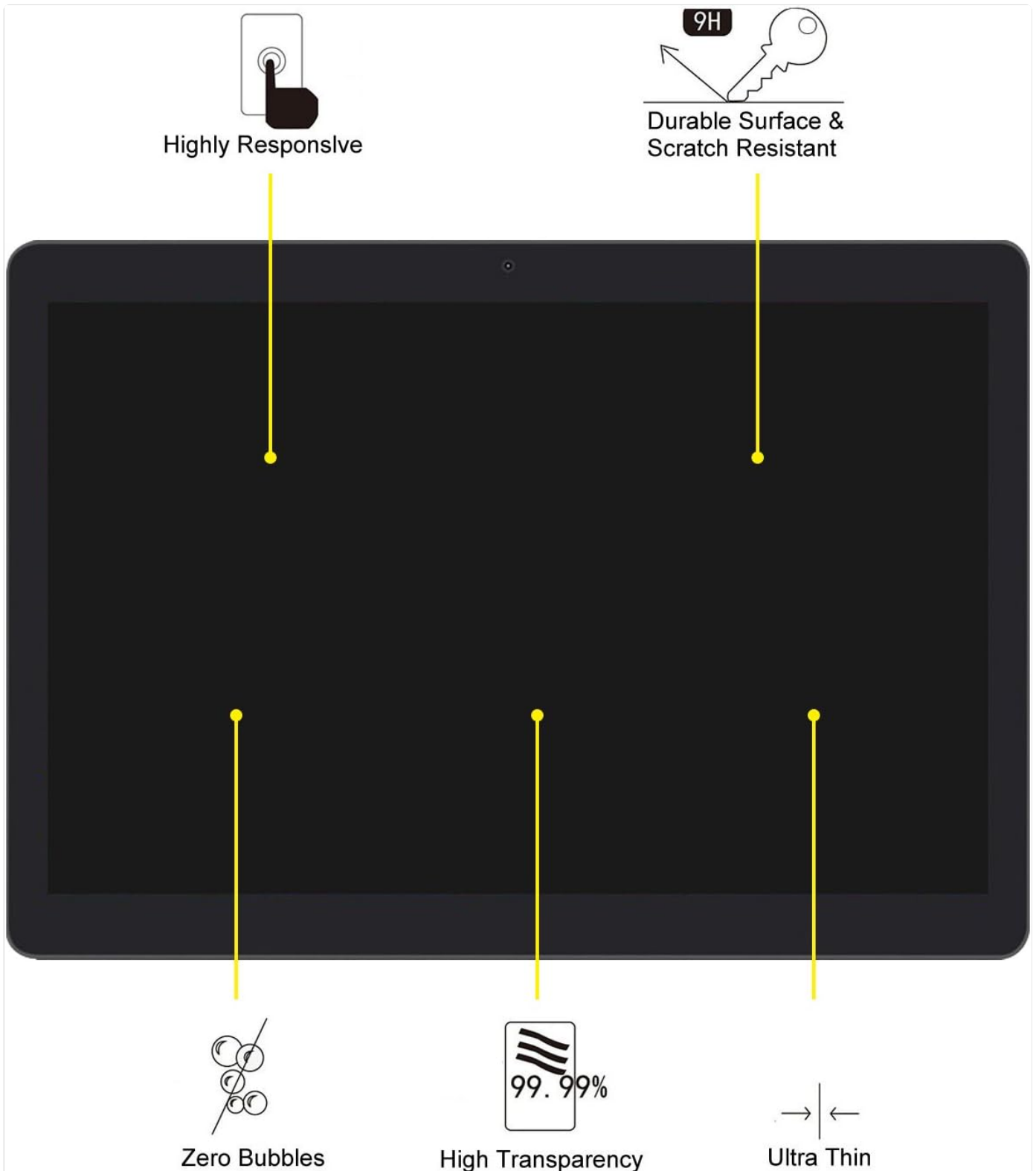


Image: Visual representation of the screen protector's key attributes, including its 9H hardness for durability, high responsiveness, bubble-free application, superior transparency, and ultra-thin profile.

ANTI-FINGERPRINT

Covered with greasy dirt breakdown molecules, it's easy for fingerprint, oil and sweat to be wiped away without residual.

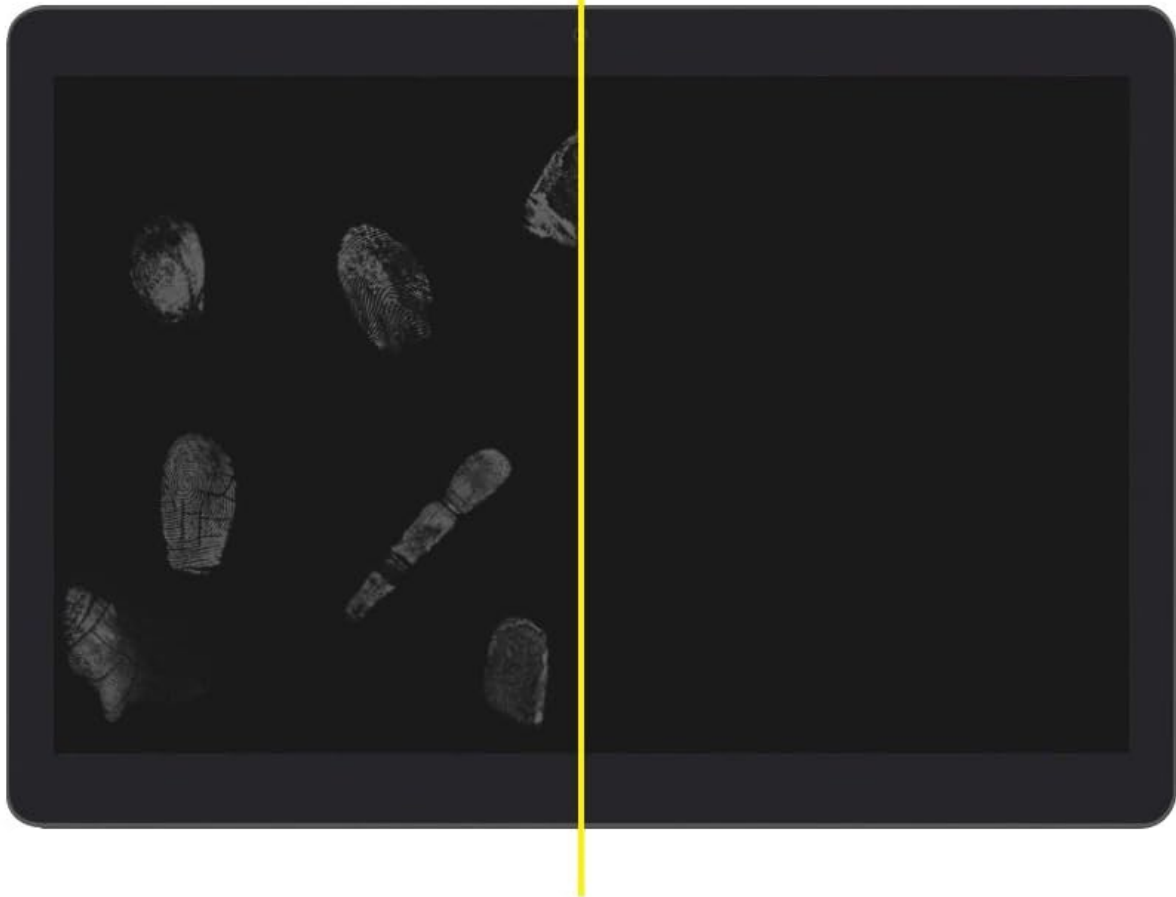


Image: A split screen view of a tablet display, illustrating the effectiveness of the anti-fingerprint coating by showing one side with visible fingerprints and the other side clean.

5. MAINTENANCE AND CARE

To ensure the longevity and optimal performance of your Transwon screen protector, follow these simple care guidelines:

- **Cleaning:** Use a soft, lint-free cloth to wipe the screen protector. For stubborn smudges or fingerprints, a slightly damp cloth (with water or a screen-safe cleaner) can be used, followed by a dry wipe.
- **Avoid Harsh Chemicals:** Do not use abrasive cleaners, alcohol, or ammonia-based solutions, as these can damage the oleophobic coating.
- **Protection:** While the screen protector is highly durable, avoid placing sharp objects directly on the screen to prevent potential damage.

6. TROUBLESHOOTING

If you encounter any issues during or after installation, refer to the following common solutions:

• **Bubbles After Installation:**

- **Small Bubbles:** Most small bubbles will disappear naturally within 24-48 hours. You can gently push them towards the edge with a soft cloth or a credit card wrapped in cloth.
- **Large Bubbles/Dust:** If a large bubble persists or you see dust trapped underneath, carefully lift the nearest corner of the screen protector slightly (using a piece of tape to lift if needed), remove the dust with a dust-absorber, and reapply.

• **Misalignment:** If the screen protector is misaligned, gently lift it from one corner and reapply, ensuring proper alignment with the tablet's edges and cutouts.

• **Reduced Touch Sensitivity:** Ensure the screen protector is fully adhered without any air gaps. If issues persist, verify that the tablet's touch settings are optimized.

7. SPECIFICATIONS

Brand	Transwon
Compatible Devices	SKY PAD 8 Tablet, SKY PAD 8 Pro Tablet
Material	Tempered Glass
Item Hardness	9H
Product Dimensions (L x W)	8" x 8" (approximate, for 8-inch screen)
Thickness	0.33 mm
Transparency	99.99%
Special Feature	9H Surface Hardness, Anti-Fingerprint, High Response, High Transparency, Bubble-Free Installation

8. WARRANTY AND SUPPORT

Transwon stands behind the quality of its products. For any questions, concerns, or support needs regarding your screen protector, please contact our customer service.

You can typically find support information by visiting the "Transwon" store page on Amazon and clicking "Ask a question."

Please note that this screen protector is specifically compatible with SKY PAD 8 Pro Tablet and SKY PAD 8 Tablet. It is not designed for other models. If you have a different model, please ensure compatibility before purchase or contact support for guidance.