

STAR WARS F28695L00

Star Wars The Black Series Gaming Greats RC-1138 (Boss) Action Figure Instruction Manual

INTRODUCTION

This manual provides essential information for the setup, display, maintenance, and safe handling of your Star Wars The Black Series Gaming Greats RC-1138 (Boss) action figure. Please read these instructions carefully to ensure proper enjoyment and longevity of your collectible.

PRODUCT OVERVIEW

The Star Wars The Black Series Gaming Greats RC-1138 (Boss) figure is a highly detailed, articulated collectible. It represents RC-1138, also known as "Boss," the clone commando leader of the Republic's Delta Squad, as seen in the Star Wars universe.

- **Articulated Figure:** The figure features multiple points of articulation for dynamic posing.
- **Accessories:** Includes a blaster weapon and a backpack, which are removable.
- **Scale:** This figure is approximately 15 cm (6 inches) in height.



Image 1: The RC-1138 (Boss) action figure displayed in its collector-friendly packaging, showcasing the figure and its accessories.





Image 2: The RC-1138 (Boss) action figure in a dynamic pose, equipped with its blaster weapon.







Image 3: A detailed view of the RC-1138 (Boss) action figure, highlighting the helmet and armor details.

SETUP

1. **Unboxing:** Carefully remove the figure and its accessories from the packaging. Retain packaging for future storage if desired.
2. **Accessory Attachment:** The blaster weapon can be placed into the figure's hand. The backpack can be attached to the designated slot on the figure's back. Apply gentle pressure to connect accessories.
3. **Joint Movement:** If any joints feel stiff, gently manipulate them to loosen. Avoid excessive force to prevent damage.

DISPLAY AND POSING

The RC-1138 (Boss) figure is designed for display and posing. Its multiple articulation points allow for a variety of stances.

- **Posing:** Gently bend and rotate the joints at the neck, shoulders, elbows, wrists, torso, hips, knees, and ankles to achieve desired poses.
- **Stability:** Ensure the figure is balanced when posing to prevent it from falling, which could cause damage. Consider using a display stand (not included) for more complex or dynamic poses.
- **Avoid Overextension:** Do not force joints beyond their natural range of motion.

MAINTENANCE

- **Cleaning:** To clean the figure, gently wipe it with a soft, dry cloth. For stubborn dirt, a slightly damp cloth can be used, followed by immediate drying. Avoid harsh chemicals or abrasive materials.
- **Storage:** Store the figure away from direct sunlight, extreme temperatures, and high humidity to prevent discoloration or material degradation. Keep it in a clean, dust-free environment.
- **Handling:** Handle the figure by its main body parts. Avoid pulling or twisting small, delicate parts with excessive force.

SAFETY INFORMATION

This product contains small parts and is not suitable for children under 3 years of age due to choking hazards. The manufacturer recommends this product for ages 18 months and up, but adult supervision is advised for younger users due to small components.

TROUBLESHOOTING

- **Stiff Joints:** If a joint is stiff, gently warm the area with warm (not hot) water or a hairdryer on a low setting for a few seconds, then carefully articulate the joint.
- **Loose Accessories:** If accessories do not fit securely, ensure they are aligned correctly with the attachment points. Avoid forcing them.
- **Figure Instability:** Ensure the figure's feet are flat on the surface and joints are positioned to create a stable center of gravity. A display stand may be necessary for complex poses.





SPECIFICATIONS


Product Dimensions	0.46 x 0.46 x 2.33 inches (Figure size is approximately 6 inches / 15 cm)
Item Weight	5.9 ounces
Model Number	F28695L00
Manufacturer Recommended Age	18 months and up
Manufacturer	Hasbro

WARRANTY AND SUPPORT

For information regarding product warranty or customer support, please refer to the manufacturer's official website or contact their customer service department directly. Keep your proof of purchase for any warranty claims.

Related Documents - F28695L00

	<p>Star Wars Yoda Animated Figure Assembly and Operation Instructions</p> <p>Official assembly and operation instructions for the Star Wars Yoda animated figure (Model 4124175). Includes parts list, step-by-step assembly guide, operation modes, warnings, and care instructions.</p>
	<p>Star Wars 6 Ft Animated Stormtrooper: Use, Care, and Assembly Guide</p> <p>Comprehensive guide for the Star Wars 6 Ft Animated Stormtrooper (Model 24SV24407), including parts list, assembly instructions, operation modes, warnings, and care tips. Features Halloween and Christmas accessory options.</p>
	<p>Star Wars Unlimited: Reglas Completas</p> <p>Reglamento completo del juego de cartas coleccionables Star Wars: Unlimited, detallando todas las reglas, mecánicas, y estructura de juego para una experiencia profunda.</p>
	<p>Star Wars Waffle Maker WM5-SRW-DVST: Operating, Safety, and Recipe Guide</p> <p>Comprehensive guide for the Star Wars Waffle Maker WM5-SRW-DVST, covering operating instructions, important safety information, care and maintenance, and a Belgian waffle recipe. Includes definitions of safety alert symbols and tips for optimal waffle making.</p>



[Star Wars Sith Holocron Series 2 User Guide](#)

Instructions and information for the Star Wars Sith Holocron Series 2, including activation, crystal insertion, and connecting with other holocrons.



[Star Wars Jedi Holocron Series 2: Instructions and Features](#)

Instructions and information for the Star Wars Jedi Holocron Series 2, featuring light and sound effects, rechargeable batteries, and interactive features. Learn how to activate, connect with other holocrons, and unlock secret messages.