

[manuals.plus](#) /

› [Marshall](#) /

› [Marshall Minor III Bluetooth In-Ear Earphones User Manual](#)

Marshall Minor III

Marshall Minor III Bluetooth In-Ear Earphones User Manual

Model: Minor III

INTRODUCTION

The Marshall Minor III Bluetooth In-Ear Earphones offer a truly wireless audio experience with Marshall's signature sound. This manual provides essential information to help you get the most out of your device.

WHAT'S IN THE BOX

Upon unboxing, ensure all components are present:

- Marshall Minor III Earbuds
- Wireless Charging Case
- USB-C Charging Cable
- User Manual (this document)



Image: Marshall Minor III earbuds shown outside their charging case, alongside the open charging case.

SETUP

1. Charging the Case and Earbuds

Before initial use, fully charge the Minor III charging case and earbuds. The case supports both wired (USB-C) and wireless charging.

1. Place the earbuds into the charging case.
2. Connect the USB-C cable to the charging port on the case and to a power source, or place the case on a wireless charging pad.
3. The LED indicator on the case will show charging status. A full charge provides up to 25 hours of total wireless playtime.



Image: The Marshall Minor III charging case being charged wirelessly on a charging pad.

2. Pairing with a Bluetooth Device

The Minor III earbuds are designed for seamless connection with Bluetooth-enabled devices.

1. Open the charging case. The earbuds will enter pairing mode automatically (the LED on the case will pulse blue).
2. On your device (smartphone, tablet, etc.), navigate to the Bluetooth settings.
3. Select "Minor III" from the list of available devices to connect.
4. Once connected, the LED on the case will turn solid blue for a few seconds, then turn off.

OPERATING INSTRUCTIONS

Wearing the Earbuds

Gently insert the earbuds into your ears, ensuring a comfortable and secure fit. The earbuds are designed with rounded tips for optimal comfort.



Image: A close-up view of a single Marshall Minor III earbud, highlighting its design.

Touch Controls

The Minor III earbuds feature touch-sensitive controls for managing music playback and phone calls:

- **Single Tap:** Play/Pause music, Answer/End call.
- **Double Tap:** Skip forward, Reject call.
- **Triple Tap:** Skip backward.

The built-in microphone allows for clear communication during calls.

MAINTENANCE

Proper maintenance ensures the longevity and performance of your Minor III earbuds.

- **Cleaning:** Use a soft, dry cloth to wipe the earbuds and charging case. Avoid using abrasive materials or harsh chemicals.
- **Storage:** When not in use, store the earbuds in their charging case to protect them and keep them charged.
- **Sweatproof Design:** The earbuds feature a sweatproof design, making them suitable for active use. However, avoid submerging them in water.

TROUBLESHOOTING

If you encounter issues with your Marshall Minor III earbuds, refer to the following common solutions:

- **No Sound/Connection Issues:**
 - Ensure the earbuds are charged.
 - Verify Bluetooth is enabled on your device and "Minor III" is selected.
 - Try unpairing and re-pairing the earbuds.
 - Restart your connected device.
- **Charging Problems:**
 - Check the USB-C cable and power adapter for damage.
 - Ensure the charging case is properly placed on the wireless charging pad.
 - Clean the charging contacts on both the earbuds and the case.
- **Earbuds Not Responding to Touch:**
 - Ensure your fingers are clean and dry.
 - Try resetting the earbuds (refer to manufacturer's specific reset instructions if available, otherwise, place them in the case, close, and reopen).

For persistent issues, contact Marshall customer support or visit their official website.

SPECIFICATIONS

Feature	Detail
Model Name	Minor III
Connectivity Technology	Wireless (Bluetooth)
Audio Driver Type	12 mm Custom-Tuned Dynamic Drivers

Battery Life	Up to 25 hours total (with charging case)
Control Type	Touch Control
Special Features	Fast Charging, Microphone Included, Sweatproof
Item Weight	2.08 ounces
Product Dimensions	1.8 x 1 x 2.2 inches
Material	Plastic Or Silicone
UPC	656942542858

WARRANTY AND SUPPORT

This renewed product includes a **90-day limited hardware warranty**. For specific warranty details, claims, or technical support, please refer to the documentation provided with your purchase or visit the official Marshall website. For further assistance, you may also contact the seller, ATHQ - CR, through your Amazon order details.

PRODUCT OVERVIEW VIDEO




Your browser does not support the video tag.




Video: An overview of the Marshall Minor III Bluetooth Earphones, highlighting key features and design.



© 2023 Marshall. All rights reserved.

Related Documents - Minor III

	<p>Marshall Mode In-Ear Headphones - High-Fidelity Audio & Secure Fit</p> <p>Explore the Marshall Mode in-ear headphones. Discover their custom drivers, comfortable fit, inline microphone and remote, and detailed technical specifications. Learn about safety guidelines for optimal listening.</p>
	<p>Marshall Minor II Bluetooth In-Ear Headphones User Manual</p> <p>Comprehensive user manual for the Marshall Minor II Bluetooth in-ear headphones, covering device layout, control functions, LED indicators, charging, fitting, and getting started instructions.</p>
	<p>Marshall Mode EQ In-Ear Headphones User Guide</p> <p>Comprehensive user guide for Marshall Mode EQ in-ear headphones, detailing features, technical specifications, and safety instructions in multiple languages.</p>

	<p>Marshall Minor III True Wireless Earbuds User Manual</p> <p>Comprehensive user manual for the Marshall Minor III True Wireless earbuds, covering setup, controls, charging, pairing, resetting, and cleaning. Includes safety information and legal notices.</p>
	<p>Marshall Monitor III A.N.C. Over-Ear Headphones Quick Start Guide</p> <p>Get started quickly with your Marshall Monitor III A.N.C. Over-Ear Headphones. This guide provides essential setup instructions, feature explanations, and important safety information for your device.</p>
	<p>Marshall Minor III True Wireless Earbuds User Manual</p> <p>Comprehensive user manual for the Marshall Minor III True Wireless Earbuds, covering setup, touch controls, charging, pairing, resetting, and cleaning instructions.</p>