



Manuals.plus /

- › Elgin /
- › Elgin Rebel True Wireless Earbuds M4.1 Instruction Manual

## Elgin M4.1

# Elgin Rebel True Wireless Earbuds M4.1 Instruction Manual

Model: M4.1 | Brand: Elgin

## INTRODUCTION

---

This manual provides instructions for the proper use and maintenance of your Elgin Rebel True Wireless Earbuds. These earbuds are designed to offer both audio playback and hearing protection in noisy environments.



*Image: Elgin Rebel True Wireless Earbuds, charging case, ear tips, ear hooks, and charging cable.*

Key features include:

- **OSHA Compliant Hearing Protection:** ANSI-certified Noise Reduction Rating (NRR) of 25 decibels.
- **Bluetooth 5.1 Connectivity:** For wireless audio and calls.
- **Extended Battery Life:** Up to 12 hours of continuous playback, with an additional 50 hours from the charging case.
- **Integrated LED Flashlight:** Built into the charging case with three brightness levels.
- **IP65 Water and Dust Resistance:** Protection against dust, sweat, and rain.


## WHAT'S INCLUDED

Verify that all items are present in your package:

- Elgin Rebel True Wireless Earbuds (Left and Right)
- Wireless Charging Case with Integrated LED Flashlight
- USB-C Charging Cable

- Multiple Ear Tip Sizes:
  - 4 pairs of Noise Isolating Silicone Earplug Ear Tips
  - 2 pairs of High-Density Foam Earplug Ear Tips
  - 2 pairs of Comfort Ear Tips
- 3 pairs of Earhooks (Small, Medium, Large)
- User Manual (This document)

## WHAT'S INCLUDED WITH YOUR EARBUDS?



**Two Pair of USP Class V  
Silicone Ear Tips**  
(Small and Large)

**Two Pair of HD Foam  
Ear Tips**  
(Small and Large)

**Two Pair of Comfort  
Ear Tips**  
(Small and Large)

*Image: Contents of the Elgin Rebel Earbuds package.*

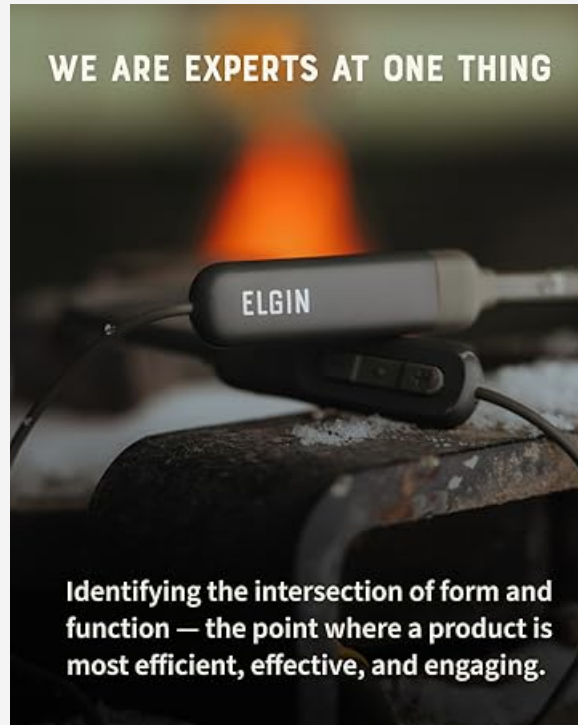
## GETTING STARTED (SETUP)

### 1. Charging the Earbuds and Case

Before first use, fully charge the earbuds and the charging case.

1. Place the earbuds into their respective slots in the charging case. Ensure they are seated correctly.
2. Connect the USB-C charging cable to the charging port on the case and the other end to a USB power source (e.g., wall adapter, computer USB port).
3. The LED indicator on the case will show charging status. A full charge typically takes approximately 2 hours.

The earbuds provide up to 12 hours of audio playback on a single charge. The charging case holds enough power for up to 50 hours of additional playtime.



*Image: Earbuds in charging case.*

## 2. Selecting and Installing Ear Tips and Ear Hooks

Proper fit is crucial for both sound quality and effective noise reduction. Experiment with the included ear tips and ear hooks to find the most comfortable and secure fit.

- **Ear Tips:** Choose from silicone or foam tips. Foam tips generally offer superior noise isolation. Gently compress foam tips before inserting them into your ear canal for a better seal.
- **Ear Hooks:** Attach the ear hooks to the earbuds for added stability, especially during physical activity. Select the size that best fits your ear's contours.

## 3. Pairing with Your Device

The earbuds use Bluetooth 5.1 for wireless connection.

1. Open the charging case. The earbuds will automatically enter pairing mode, indicated by a flashing LED on the earbuds.
2. On your device (smartphone, tablet, etc.), go to the Bluetooth settings.
3. Select "Elgin Rebel" from the list of available devices.
4. Once connected, the LED on the earbuds will stop flashing.

The earbuds have a wireless range of up to 50 feet.

## USED BY TEAM MEMBERS AT:



Image: Bluetooth pairing screen on a smartphone.

## OPERATION

### 1. Power On/Off

- **Power On:** Open the charging case, and the earbuds will automatically power on and attempt to connect to the last paired device.
- **Power Off:** Place the earbuds back into the charging case and close the lid. They will automatically power off and begin charging.

### 2. Touch Controls

The earbuds feature touch-sensitive controls for various functions. Specific actions may vary slightly depending on your device and operating system.

Action	Function
Single Tap (Left/Right Earbud)	Play/Pause Audio, Answer/End Call
Double Tap (Right Earbud)	Next Track
Double Tap (Left Earbud)	Previous Track
Triple Tap (Left/Right Earbud)	Activate Voice Assistant (Siri, Google Assistant)
Press and Hold (Left/Right Earbud)	Reject Call

Note: Volume control is typically managed directly from your connected device.

### 3. Using the Integrated LED Flashlight

The charging case includes a built-in LED flashlight.

- To activate the flashlight, locate the button on the charging case.
- Press the button to cycle through three brightness levels.
- Press and hold the button to turn the flashlight off.



## LONG-LASTING BATTERY PERFORMANCE

Enjoy in **12+ hours** of non-stop audio with a single charge. Ideal for extended work sessions or outdoor activities.

*Image: Integrated LED flashlight on the charging case.*

### 4. Making and Receiving Calls

The earbuds feature a noise-isolating microphone for clear communication.

- **Answer Call:** Single tap either earbud.
- **End Call:** Single tap either earbud.
- **Reject Call:** Press and hold either earbud.

### 5. Audio Playback

Once paired, audio from your device will stream to the earbuds. Custom-tuned speaker drivers are designed to provide clear sound for music, podcasts, and audiobooks.

## MAINTENANCE

---

### 1. Cleaning

Regular cleaning helps maintain performance and hygiene.

- Wipe the earbuds and charging case with a soft, dry, lint-free cloth.
- Remove ear tips and clean them separately with mild soap and water if necessary. Ensure they are completely dry before reattaching.
- Do not use abrasive cleaners or solvents.

### 2. Storage

When not in use, store the earbuds in their charging case to protect them and keep them charged.


### 3. Water and Dust Resistance (IP65)

The Elgin Rebel earbuds are rated IP65, meaning they are protected against dust ingress and low-pressure water jets from any direction. This makes them suitable for use in environments with dust, sweat, and light rain.

- Do not submerge the earbuds in water.
- Ensure the charging port cover (if applicable) is securely closed to maintain water resistance.



**ALL-AMERICAN  
INNOVATION**



*Image: Elgin Rebel charging case demonstrating IP65 water resistance.*

## TROUBLESHOOTING

If you encounter issues with your Elgin Rebel earbuds, refer to the following common problems and solutions:

Problem	Possible Solution
Earbuds not pairing or connecting	<ul style="list-style-type: none"><li>• Ensure earbuds are charged.</li><li>• Place earbuds back in the case, close the lid, then open again to re-enter pairing mode.</li><li>• Turn off and on Bluetooth on your device.</li><li>• Forget "Elgin Rebel" in your device's Bluetooth settings and re-pair.</li></ul>
No sound or low volume	<ul style="list-style-type: none"><li>• Increase volume on your connected device.</li><li>• Ensure earbuds are properly seated in your ears and ear tips provide a good seal.</li><li>• Check if earbuds are connected to the correct device.</li></ul>
Earbuds not charging	<ul style="list-style-type: none"><li>• Ensure earbuds are correctly placed in the charging case.</li><li>• Check that the charging cable is securely connected to both the case and the power source.</li><li>• Verify the power source is active.</li><li>• Clean charging contacts on earbuds and in the case with a dry cotton swab.</li></ul>
One earbud has no sound	<ul style="list-style-type: none"><li>• Place both earbuds back in the charging case, close the lid, then remove them to re-sync.</li><li>• Ensure both earbuds are charged.</li></ul>

## SPECIFICATIONS

Feature	Detail
Model Name	Rebel (M4.1)
Noise Reduction Rating (NRR)	25 dB
Bluetooth Version	5.1
Bluetooth Range	Up to 50 feet
Earbud Battery Life	Up to 12 hours
Charging Case Battery Life	Up to 50 hours (additional playtime)
Charging Time	Approx. 2 hours
Water Resistance Level	IP65 (Dust and Water Resistant)
Frequency Response	20000 Hz
Sensitivity	101 dB
Impedance	32 Ohm
Control Type	Touch, Media Control, Voice Control, Call Control
Material	Plastic, Silicone
Item Weight	3 Ounces (earbuds)
Product Dimensions	2.75 x 1.88 x 1.25 inches (charging case)
UPC	850032813105

## WARRANTY INFORMATION

The Elgin Rebel True Wireless Earbuds are backed by a **1-year manufacturer's warranty** from the date of purchase. This warranty covers defects in materials and workmanship under normal use.

The warranty does not cover:

- Damage caused by misuse, abuse, accident, or neglect.
- Normal wear and tear.
- Unauthorized repairs or modifications.

Please retain your proof of purchase for warranty claims.

## CUSTOMER SUPPORT

For further assistance, technical support, or warranty inquiries, please contact Elgin customer service. Refer to the contact information provided with your product packaging or visit the official Elgin website.