

## Donner DMT-100 DK-White

# Donner DMT-100 DK-White Electric Guitar Instruction Manual

Model: DMT-100 DK-White

## INTRODUCTION

---

This manual provides essential information for the setup, operation, and maintenance of your Donner DMT-100 DK-White Electric Guitar. Please read this manual thoroughly before using the instrument to ensure proper handling and to maximize its lifespan.



Figure 1: Donner DMT-100 DK-White Electric Guitar and Accessories.

## SETUP

### 1. Unpacking

Carefully remove the guitar and all accessories from the packaging. Inspect all components for any signs of damage. Retain the original packaging for future storage or transport.







Figure 2: Rear view of the guitar, highlighting the neck joint and string-through-body.

## 2. Attaching the Strap

Attach the provided strap to the strap buttons located on the body of the guitar. Ensure the strap is securely fastened before playing.

## 3. Connecting to an Amplifier

Use the included instrument cable to connect the guitar's output jack to your amplifier's input. Ensure both the guitar and amplifier are turned off before making connections.

## 4. Tuning the Guitar

Use an electronic tuner to tune the guitar strings to standard EADGB<sub>e</sub> tuning (low E to high E). The guitar features standard die-cast tuning machines for stable tuning.

# OPERATING INSTRUCTIONS

---

## 1. Pickup Selection

The DMT-100 features H-H (Humbucker-Humbucker) high-output pickups, ideal for heavier rock music. Use the 3-way switch to select between pickups:

- **Up Position:** Neck Pickup (for warmer, smoother tones)
- **Middle Position:** Both Neck and Bridge Pickups (for a balanced tone)
- **Down Position:** Bridge Pickup (for brighter, more aggressive tones)

DMT-100



Produce a Very  
Powerful Sound



Play Granular  
Melodic Words

# ***HIGH-OUT PICKUPS***

## ***PROVIDE NEW KILLER TONE***

H-H pickup combination is ideal for heavier rock songs,  
particularly the most popular new metal at  
the moment.

Figure 3: High-Output Pickups.

DMT-100



# TONE CONTROL SYSTEM

PROVIDE NEW KILLER TONE



3-way  
Switches

Tone  
Knob

Easy to Adjust

Allowing you to dynamically modify the tone in different sections of the song at any time.

Figure 4: Tone Control System.

### 3. Volume and Tone Controls

Adjust the volume knob to control the overall output level. The tone knob allows you to dynamically modify the tone, from bright to mellow, to suit various musical styles.

### 3. Using the Strings Dampener

The included strings dampener can be placed on the headstock or near the nut to reduce unwanted string resonance and

noise, particularly useful for high-speed or strong playing techniques.

## MAINTENANCE

---

### 1. Cleaning

Wipe down the guitar body and neck with a soft, dry cloth after each use to remove sweat and oils. The matte paint finish is wear-resistant and scratch-resistant, but regular cleaning helps maintain its appearance.

### 2. String Replacement

Replace strings regularly to maintain optimal tone and playability. The guitar comes with a full set of extra cobalt-nickel steel strings. Refer to online resources or a qualified technician for proper string changing techniques.

### 3. Fretboard Care

The Indian Laurel fretboard may benefit from occasional conditioning to prevent drying and cracking. Use a specialized fretboard conditioner as needed.

### 4. Bridge Adjustment

The fixed bridge with string-through-body design improves tone accuracy. Individual saddle adjustments for height and intonation can be made using the provided Allen keys. If you are unsure, consult a professional.





# STABLE FIXED BRIDGE

PRODUCE FLAWLESS  
TONE TONES



The string-thru fixed bridge improves tone accuracy, and the inline string design let you bend or pull the string effectively.

Figure 5: Stable Fixed Bridge.

## TROUBLESHOOTING

Problem	Possible Cause	Solution
---------	----------------	----------



Problem	Possible Cause	Solution
No Sound	Loose cable connection, amplifier off, guitar volume low, faulty cable.	Check all connections, ensure amplifier is on and volume is up, check guitar volume knob, try a different cable.
Buzzing/Fretting Out	Incorrect string action (height), worn frets, improper neck relief.	Adjust bridge saddle height (use Allen keys), check neck relief (truss rod adjustment), consult a technician for fret issues.
Poor Tuning Stability	Old strings, improper string winding on tuning pegs, nut friction.	Replace strings, ensure strings are wound correctly, lubricate nut slots, check tuning machine screws.

## SPECIFICATIONS

---

- Model:** DMT-100 DK-White (EC1374)
- Body Material:** Poplar
- Neck Material:** Maple (C-Shape)
- Fretboard Material:** Indian Laurel Wood
- Number of Frets:** 24 (Copper-nickel)
- Scale Length:** 25.5 Inches
- Pickup Configuration:** H-H (Humbucker-Humbucker)
- Bridge System:** Fixed (String-Through-Body)
- Controls:** 1 Volume, 1 Tone, 3-Way Pickup Selector
- Color:** DK-White (Matte Finish)
- Item Weight:** 13.16 pounds
- Product Dimensions:** 40.75 x 16.93 x 4.72 inches

DMT-100



# ***DONNER DMT-100 ELECTRIC GUITAR***



Figure 6: Donner DMT-100 Electric Guitar Components.

## **WARRANTY AND SUPPORT**

Donner provides customer support and warranty services for its products. For detailed information regarding warranty coverage, return policies, or technical assistance, please refer to the official user guide or contact Donner customer service.

**User Guide (PDF):** [Download User Guide](#)

**Customer Care:** 24/7 Services (Phone chat & E-mail assistant)

**Warranty Services:** Up to 12-month warranty

**Return Policy:** 30-day free return

## ADDITIONAL RESOURCES

---

### Official Product Video

Your browser does not support the video tag.

Video 1: Overview and Sound Demo of the Donner DMT-100 Electric Guitar. This video showcases the guitar's features and sound capabilities.

### Guitar Design Aesthetics



DMT-100



# DESIGN AESTHETICS

**SIMPLE AESTHETICS RESHAPE  
ROCK AND ROLL**

The angular corner design extends through the entire body, simple but wild.



Extremely  
Wear-Resistant



Scratch-  
Resistant



Figure 7: Design Aesthetics - Wear and Scratch Resistant Finish.




**Comfortable Neck Profile**






Figure 8: C-Shape Maple Neck with Satin Finish.

© 2023 Donner. All rights reserved.  
For more information, visit the [Donner Store](#).

## Related Documents - DMT-100 DK-White

	<p><a href="#">Donner Electric Guitar User Manual: Setup, Tuning, and Maintenance Guide</a></p> <p>Comprehensive user manual for Donner electric guitars, featuring the 'Create Your Music Moment' theme. Covers setup, string replacement, tuning, intonation, and maintenance. Includes safety guidelines. Visit <a href="#">donnermusic.com</a> for more.</p>
	<p><a href="#">Donner HUSH-I Silent Guitar User Manual - Setup, Tuning, and Specifications</a></p> <p>Comprehensive user manual for the Donner HUSH-I Silent Guitar. Learn about setup, assembly, tuning, string changing, power supply, specifications, and FCC compliance.</p>
	<p><a href="#">Donner Electric Guitar User Manual: Setup, Maintenance, and Playing Guide</a></p> <p>Official user manual for Donner electric guitars. Learn how to set up, maintain, tune, and play your Donner guitar with detailed instructions and diagrams. Includes guides on string changes, adjustments, and troubleshooting.</p>

	<p><a href="#">Donner HUSH-I PRO Acoustic-Electric Guitar User Manual   Features &amp; Operation Guide</a></p> <p>Comprehensive user manual for the Donner HUSH-I PRO acoustic-electric guitar. Learn about its features, integrated effects, operation, specifications, and access support resources on the official Donner website.</p>
	<p><a href="#">Donner DKM-100 Rock-Bus Multipurpose Speaker System User Manual</a></p> <p>Comprehensive user manual for the Donner DKM-100 Rock-Bus Multipurpose Speaker System. Learn about its features, setup, operation, connectivity options (Bluetooth, AUX, FM/AM, Guitar), microphone usage, troubleshooting, specifications, and safety guidelines.</p>
	<p><a href="#">Donner Electric Guitar User Manual</a></p> <p>Comprehensive user manual for Donner electric guitars, covering safety, maintenance, setup, tuning, and intonation adjustments.</p>