

Donner DMT-100

Donner DMT-100 Solid Body Electric Guitar Instruction Manual

Model: DMT-100

1. INTRODUCTION

Thank you for choosing the Donner DMT-100 Solid Body Electric Guitar. This manual provides essential information for setting up, operating, maintaining, and troubleshooting your new instrument. Please read it thoroughly to ensure optimal performance and longevity of your guitar.

2. PACKAGE CONTENTS

Your Donner DMT-100 Electric Guitar kit includes the following items:

- Donner DMT-100 Electric Guitar
- Padded Gig Bag
- Guitar Cable
- Guitar Strap
- Set of Extra Strings
- Strings Dampener



Image: The Donner DMT-100 electric guitar shown alongside its complete set of accessories, including a padded gig bag, guitar cable, strap, extra strings, and a strings dampener.

3. GUITAR COMPONENTS

Familiarize yourself with the main components of your DMT-100 electric guitar:

- **Body:** Solid Poplar wood with a matte finish.
- **Neck:** C-Shape Maple neck, attached with a 4-bolt joint.
- **Fretboard:** Indian Laurel wood with 24 copper-nickel frets.
- **Headstock:** Equipped with standard die-cast tuning machines.
- **Pickups:** H-H (Humbucker-Humbucker) configuration for high output.
- **Bridge:** Matte finish fixed bridge with string-thru body design.

- **Controls:** 3-way pickup selector switch and a tone knob.

DMT-100



DONNER DMT-100 ELECTRIC GUITAR

*Standard
Die-Cast*

C Shape

Maple

4-Bolt

Poplar

*Indian
Laurel*

*Cobalt-Nickel
Steel*

*Matte Finish
Fixed Bridge*

Image: A detailed view of the Donner DMT-100 electric guitar, showing its front and back. Labels indicate the Indian Laurel fretboard, Maple neck, Poplar body, and the matte finish fixed bridge.

DMT-100



Produce a Very
Powerful Sound



Play Granular
Melodic Words

HIGH-OUT PICKUPS

PROVIDE NEW KILLER TONE

H-H pickup combination is ideal for heavier rock songs,
particularly the most popular new metal at
the moment.

Image: A close-up of the H-H (Humbucker-Humbucker) pickup configuration on the Donner DMT-100 electric guitar, designed for powerful sound output.

4. INITIAL SETUP

4.1 Unpacking and Inspection

1. Carefully remove the guitar and all accessories from the packaging.
2. Inspect the guitar for any visible damage. If any damage is found, contact customer support immediately.

4.2 Attaching the Strap

Attach the guitar strap to the strap buttons located on the body of the guitar. Ensure it is securely fastened before playing.

4.3 Connecting to an Amplifier

1. Insert one end of the included guitar cable into the output jack on the guitar.
2. Insert the other end of the cable into the input jack of your amplifier.
3. Ensure your amplifier is turned off or at a low volume before connecting to prevent sudden loud noises.

4.4 Tuning the Guitar

Use a chromatic tuner (not included) to tune your guitar. The standard tuning for a 6-string guitar is E-A-D-G-B-e (from thickest to thinnest string).

4.5 Using the Strings Dampener

The included strings dampener can be placed around the headstock or upper neck to reduce unwanted string resonance and noise, particularly useful for high-speed playing or recording.



Image: A strings dampener positioned on the headstock of an electric guitar, illustrating its use to mute open string vibrations.

5. OPERATION

5.1 Pickup Selector Switch

The DMT-100 features a 3-way pickup selector switch to choose between the neck pickup, bridge pickup, or both:

- **Position 1 (Neck):** Activates the neck humbucker, producing a warmer, fuller tone.
- **Position 2 (Middle):** Activates both neck and bridge humbuckers, offering a balanced tone.
- **Position 3 (Bridge):** Activates the bridge humbucker, providing a brighter, more aggressive tone suitable for lead playing and heavier genres.

5.2 Tone Knob

The tone knob allows you to adjust the treble frequencies of your guitar's output. Turning it clockwise increases treble (brighter sound), while turning it counter-clockwise decreases treble (warmer, darker sound). This control can be used to dynamically modify your tone during playing.

DMT-100



TONE CONTROL SYSTEM

PROVIDE NEW KILLER TONE



Image: A close-up of the guitar's control area, highlighting the tone knob and the 3-way pickup selector switch, which allow for dynamic tone modification.

5.3 Fixed Bridge

The string-thru fixed bridge design enhances sustain and tuning stability. The inline string design allows for effective string bending and pulling, contributing to consistent tone across all positions.



STABLE FIXED BRIDGE

PRODUCE FLAWLESS
TONE TONES



The string-thru fixed bridge improves tone accuracy, and the inline string design let you bend or pull the string effectively.

Image: A detailed view of the stable fixed bridge on the Donner DMT-100 electric guitar, illustrating its string-thru body design for improved tone accuracy and sustain.

6. MAINTENANCE

6.1 Cleaning

- After each use, wipe down the strings, fretboard, and body with a clean, soft cloth to remove sweat and oils.
- For the matte finish body, use a damp cloth with mild soap if necessary, then dry thoroughly. Avoid abrasive cleaners.

- Periodically clean the fretboard with a specialized fretboard cleaner and conditioner to prevent drying and cracking.

6.2 String Replacement

Strings should be replaced regularly, depending on playing frequency and style. Old strings can sound dull and affect tuning stability. Refer to the included extra strings for gauge reference.

6.3 Storage

Store your guitar in its padded gig bag when not in use to protect it from dust, humidity changes, and physical damage. Avoid extreme temperatures and direct sunlight.

7. TROUBLESHOOTING

Issue	Possible Cause	Solution
No sound from amplifier	Loose cable connection, amplifier off, guitar volume down, faulty cable/amp.	Check all connections, ensure amplifier is on and volume up, check guitar volume/tone knobs, test with a different cable or amplifier.
Poor tuning stability	Old strings, improper string winding, environmental changes.	Replace strings, ensure strings are properly wound around tuning posts, allow guitar to acclimate to room temperature.
Fret buzz	Low string action, uneven frets, improper playing technique.	Adjust string action (bridge height), ensure proper finger placement, consult a guitar technician for fret leveling if needed.
Scratchy sound from controls	Dust or dirt in potentiometers/switches.	Apply contact cleaner specifically designed for electronics to the potentiometers and switches.

8. SPECIFICATIONS

- **Model:** DMT-100
- **Item Model Number:** EC1399
- **Body Material:** Poplar Wood
- **Neck Material:** Maple
- **Fretboard Material:** Indian Laurel Wood
- **Number of Frets:** 24
- **Scale Length:** 25.5 inches
- **Pickup Configuration:** H-H (Humbucker-Humbucker)
- **Bridge System:** Fixed, String-Thru Body
- **String Material:** Cobalt-nickel steel
- **Hand Orientation:** Right
- **Product Dimensions:** 40.75 x 16.93 x 4.72 inches
- **Item Weight:** 13.07 pounds

9. WARRANTY AND SUPPORT

9.1 Warranty Information

The Donner DMT-100 Electric Guitar comes with a **12-month warranty** from the date of purchase, covering manufacturing defects. This warranty does not cover damage caused by misuse, accidents, modifications, or normal wear and tear.


9.2 Return Policy

A **30-day free return policy** is available for eligible purchases. Please refer to your retailer's specific return guidelines for details.


9.3 Customer Support

For any questions, technical assistance, or warranty claims, Donner provides **24/7 customer services**, including phone chat and email assistance. Please visit the official Donner website for contact information.


CUSTOMER CARE



24/7 Services
Around-the-clock phone chat & E-mail assistant



Warranty Services
Up to 12-month warranty









Return Policy
30-day free return

Image: Icons representing Donner's customer care services, including 24/7 support, warranty services, and a 30-day return policy.


© 2023 Donner. All rights reserved.

Related Documents - DMT-100

	<p>Donner Electric Guitar User Manual: Setup, Tuning, and Maintenance Guide</p> <p>Comprehensive user manual for Donner electric guitars, featuring the 'Create Your Music Moment' theme. Covers setup, string replacement, tuning, intonation, and maintenance. Includes safety guidelines. Visit donnermusic.com for more.</p>
---	--

	Donner HUSH-I Silent Guitar User Manual - Setup, Tuning, and Specifications Comprehensive user manual for the Donner HUSH-I Silent Guitar. Learn about setup, assembly, tuning, string changing, power supply, specifications, and FCC compliance.
	Donner Electric Guitar User Manual: Setup, Maintenance, and Playing Guide Official user manual for Donner electric guitars. Learn how to set up, maintain, tune, and play your Donner guitar with detailed instructions and diagrams. Includes guides on string changes, adjustments, and troubleshooting.
	Donner HUSH-X User Manual User manual for the Donner HUSH-X electric guitar, providing instructions on assembly, adjustments, maintenance, and specifications.
	Donner Electric Guitar User Manual Comprehensive user manual for Donner electric guitars, covering safety, maintenance, setup, tuning, and intonation adjustments.
	Donner HUSH-X PRO User Manual: Create Your Music Moment Comprehensive user manual for the Donner HUSH-X PRO multi-effects electric guitar. Learn about setup, features, operation, and maintenance to create your perfect music moment.

Documents - Donner – DMT-100



[Donner Music Product Guide: Guitars, Pianos, Drums, Effects, and Audio Gear](#)

Explore the comprehensive Donner Music product guide featuring a wide range of musical instruments and audio equipment, including electric guitars, digital pianos, drum kits, effect pedals, synthesizers, MIDI controllers, audio interfaces, microphones, headphones, and PA systems.

lang:en score:15 filesize: 2.26 M page_count: 20 document date: 2025-09-15



[Donner Electric Guitar User Manual: Setup, Tuning, and Maintenance Guide](#)

Comprehensive user manual for Donner electric guitars, featuring the 'Create Your Music Moment' theme. Covers setup, string replacement, tuning, intonation, and maintenance. Includes safety guidelines. Visit donnermusic.com for more.

lang:en score:14 filesize: 6.58 M page_count: 48 document date: 2024-08-05