

Xiaomi Xiaomi Redmi Buds 3 Lite

Xiaomi Redmi Buds 3 Lite User Manual

True Wireless Earbuds

INTRODUCTION

This manual provides comprehensive instructions for the use and maintenance of your Xiaomi Redmi Buds 3 Lite True Wireless Earbuds. Please read this manual carefully before use to ensure proper operation and to maximize the lifespan of your device.

The Xiaomi Redmi Buds 3 Lite are designed for a seamless audio experience, featuring Bluetooth 5.2 connectivity, low latency for gaming, and a waterproof design suitable for sports and daily use. They offer deep bass and touch controls for convenient operation.

PRODUCT OVERVIEW



Figure 1: Xiaomi Redmi Buds 3 Lite earbuds securely placed within their compact charging case.



Figure 2: A user demonstrating the comfortable and secure fit of the Redmi Buds 3 Lite in the ear.

SETUP

Initial Charging

Before first use, fully charge the earbuds and the charging case. Connect the charging case to a USB power source using a compatible USB-C cable. The indicator light on the case will show charging status.

Pairing with a Device

1. Ensure the charging case is sufficiently charged.
2. Open the charging case. The earbuds will automatically enter pairing mode. The indicator light on the case will blink to indicate pairing readiness.
3. On your device (smartphone, tablet, etc.), enable Bluetooth.
4. Search for available Bluetooth devices and select "Redmi Buds 3 Lite" from the list.
5. Once connected, you will hear a confirmation sound, and the indicator light on the case will turn off.

Easy connections

"Beep", your earbuds are connected

Automatic device recognition and simple wireless connections. Take your earbuds out of the charging case and insert into your ears. You'll hear the connection sound, signifying that your device is now connected to your earbuds.



Figure 3: The earbuds automatically connect to your device upon removal from the charging case.

Wearing the Earbuds

Gently insert the earbuds into your ear canal and rotate them slightly to find a comfortable and secure fit. The ergonomic design ensures stability during various activities.

Secure, snug fit Lightweight and soft on the skin

The ergonomic design brings effortless comfort and keeps Redmi Buds 3 Lite secure in your ears even during exercise.



Figure 4: The ergonomic design provides a secure and comfortable fit for extended wear.

OPERATING INSTRUCTIONS


Touch Controls

The Redmi Buds 3 Lite feature intuitive touch controls on each earbud. The following table outlines the functions:


Sensitive touch operations

Incredible sound at your fingertips


Double tap, hold, or make use of one of the other touch operations to switch between modes — simple, convenient and efficient.

**Double tap left/right earbud**


Answer incoming call
Next song

**Triple tap left/right earbud**

Reject/end call
Activate voice assistant

**Press and hold left/right earbud**

Play/Pause

**Press and hold both earbuds**

Enter/exit low latency mode





Figure 5: Overview of touch control operations for your earbuds.

Gesture	Function
Double Tap (Left/Right Earbud)	Answer incoming call / Next song
Triple Tap (Left/Right Earbud)	Reject/end call / Activate voice assistant
Press and Hold (Left/Right Earbud)	Play/Pause
Press and Hold (Both Earbuds)	Enter/exit low latency mode

Low Latency Mode

For an optimized gaming or video watching experience, activate the low latency mode by pressing and holding both earbuds simultaneously. This reduces audio delay, providing better synchronization between audio and video.



MAINTENANCE

Cleaning

Regularly clean your earbuds and charging case to ensure optimal performance and hygiene. Use a soft, dry, lint-free cloth. Do not use abrasive cleaners or immerse the earbuds or case in water.

For the ear tips, you may gently remove them and clean with a damp cloth, ensuring they are completely dry before reattaching.

Storage

When not in use, always store the earbuds in their charging case to protect them from dust and damage, and to keep them charged.

Water Resistance

The Redmi Buds 3 Lite are waterproof (IPX4 rated). This means they are resistant to splashes and sweat, making them suitable for workouts. However, they are not designed for submersion in water or for use during swimming or showering. Avoid exposing them to hot water or steam.



Figure 7: The earbuds are designed to be waterproof, suitable for active use.

TROUBLESHOOTING




- **Earbuds not pairing:** Ensure both earbuds are in the charging case and the case has power. Open the case to initiate pairing. If issues persist, try resetting the earbuds (refer to the manufacturer's website for specific reset instructions if not provided here).
- **Only one earbud working:** Place both earbuds back into the charging case, close the lid, wait a few seconds, then open it again. This often re-syncs them.
- **Low volume or poor sound quality:** Check the volume on your connected device. Ensure the ear tips are clean and properly seated in your ear canal for a good seal.
- **Connection drops frequently:** Ensure your device is within the Bluetooth range (typically 10 meters/33 feet) and there are no significant obstructions. Try disconnecting and re-pairing the earbuds.
- **Earbuds not charging:** Ensure the charging cable is securely connected to both the case and the power source. Check for any debris in the charging port of the case or on the earbud charging contacts.

SPECIFICATIONS

Feature	Detail
Model Name	Xiaomi Redmi Buds 3 Lite
Connectivity Technology	Bluetooth 5.2
Wireless Communication Technology	Bluetooth
Water Resistance Level	Waterproof (IPX4)
Battery Life (Earbuds)	Up to 5 hours
Battery Life (with Charging Case)	Up to 18 hours
Charging Time (Earbuds)	Approx. 1.5 hours (in case)
Charging Time (Case)	Approx. 2 hours
Control Method	Touch
Item Weight	1.3 ounces (earbuds + case)
Product Dimensions	2.36 x 1.81 x 0.93 inches
Included Components	Wireless earbuds, charging case, ear tips (S/M/L), user manual

WARRANTY AND SUPPORT

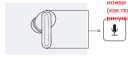
For warranty information and technical support, please refer to the official Xiaomi website or contact their customer service. Keep your proof of purchase for warranty claims.
Official Xiaomi Website: www.mi.com/global/

	<p>Redmi Buds 4 Pro User Manual: Pairing, Controls, Specifications & Safety</p> <p>Comprehensive user manual for Redmi Buds 4 Pro wireless earbuds. Learn how to pair, use touch controls, understand specifications, and important safety warnings. Includes multilingual support information.</p>
	<p>Xiaomi Redmi Buds 6 Play User Manual</p> <p>Comprehensive user manual for Xiaomi Redmi Buds 6 Play wireless earbuds, covering setup, pairing, controls, app integration, and technical specifications.</p>
	<p>Xiaomi Redmi Buds 6 Lite User Manual</p> <p>User manual for Xiaomi Redmi Buds 6 Lite wireless earbuds, covering setup, usage, features, specifications, safety, and compliance information.</p>

Redmi Buds 5

Обзор продукта

Перед использованием внимательно прочтите данное руководство и сохраните его для дальнейшего использования.



Сенсорная область расположена в верхней части кейса (как показано на рисунке)

Содержимое пакета



Первый раз использую



Достаньте наушники



Утомительный



Зарядка



Включение



Выключение



Первое подключение



Подключение двух устройств



Отключено



Автоматическое подключение

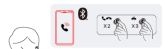


Восстановление заводских настроек



Обзор функций

Если на устройстве уже установлено приложение, наушники могут не работать при подключении к нему.



Соединение с приложением

1. Отсканируйте QR-код при запуске и установке приложения Xiaomi, чтобы включить дополнительные функции.
2. Следуйте инструкциям в приложении, чтобы подключить наушники.





(Android 6.0 и iOS)

Отсканируйте QR-код, чтобы загрузить приложение Xiaomi Earbuds.

Примечание:
В процессе подключения убедитесь, что функция Bluetooth на смартфоне включена. Поместите наушники в чехол зарядки, нажмите кнопку и убедитесь, что смартфон находится рядом с чехлом.

[Redmi Buds 5 User Manual and Guide](#)

Comprehensive guide for using Redmi Buds 5, covering setup, charging, connectivity, features, and troubleshooting. Learn how to pair, connect, and manage your earbuds with your devices.

<div></div> <div>Redmi Buds 6 Lite User Manual</div>	<div>Redmi Buds 6 Lite User Manual - Xiaomi Wireless Earphones</div> <div>Comprehensive user manual for Xiaomi Redmi Buds 6 Lite wireless earphones, covering product overview, package contents, initial setup, pairing, usage, charging, gesture controls, app connection, specifications, safety information, warranty, and compliance details.</div>
<div></div> <div>Redmi Buds 6 Lite User Manual</div>	<div>Redmi Buds 6 Lite User Manual - Comprehensive Guide</div> <div>Official user manual for the Redmi Buds 6 Lite, providing detailed instructions on setup, usage, features, and troubleshooting for these wireless earphones.</div>