

Manuals+

[Q & A](#) | [Deep Search](#) | [Upload](#)

[manuals.plus](#) /

› [Yaheetech](#) /

› [Yaheetech Sectional Sofa L-Shaped Sofa Couch Bed w/Chaise & USB, Reversible Couch Sleeper w/Pull Out Bed & Storage Space Living Room Dark Gray Dark Gray 51.5D X 80.5W X 33.5H"](#)

Yaheetech B09NN5D28P

Yaheetech Sectional Sofa Instruction Manual

Model: B09NN5D28P

INTRODUCTION

Thank you for choosing the Yaheetech Sectional Sofa. This versatile furniture piece is designed to provide comfort and functionality, serving as a sofa, a lounging chaise, and a full/double bed. It features a sturdy construction, ample hidden storage, and convenient built-in USB and Type-C charging ports. This manual provides essential information for assembly, operation, maintenance, and troubleshooting to ensure long-lasting enjoyment of your product.



Image: The Yaheetech Sectional Sofa in its standard L-shaped configuration, showcasing the pull-out bed and storage chaise.

SAFETY INFORMATION

Please read and understand all safety warnings before assembly and use. Failure to follow these instructions may result in injury or product damage.

- This product contains a trundle bed mechanism, which may pose an entrapment risk for children. Adult supervision is recommended when children are near the mechanism.
- For indoor use only. Do not expose the sofa to open flames or high heat sources, as this may cause fire hazards.
- The storage compartment could pose a suffocation risk if children or pets access it. Ensure the compartment is closed when not in use and supervise children and pets.
- Always ensure all components are securely fastened before use. Regularly check and tighten all connections.
- Do not exceed the maximum weight capacity of 606 kg / 1336 lb for the sofa.

PRODUCT FEATURES

- **Sturdy Wood & Metal Construction:** Crafted from a durable plywood frame, polyester upholstery, foam fill, and metal spring for enhanced sturdiness.
- **Convertible Trundle Bed:** Easily transforms into a 69.5" W × 47" D comfy bed for two sleepers using a pull-out mechanism with straps and bottom wheels.
- **Ample & Convenient Hidden Storage:** The chaise features a spacious storage area (49.6" L × 23" W × 8.3" D) for blankets and pillows. The lid stays open for easy access.
- **Built-in USB & Type-C Ports:** Equipped with 1 USB-A and 1 Type-C charging port for convenient device charging directly from the sofa.
- **Versatile Design:** Functions as a compact L-shaped settee, a lounging chaise, and a full/double bed, ideal for small apartments, lofts, and travel trailers.



Sturdy Metal Trundle Mechanism



Roomy Hideaway Storage Space



Built-in USB & Type-C Ports

Image: Detailed view of the sturdy metal trundle mechanism, roomy hideaway storage space, and the built-in USB & Type-C charging ports.

SETUP AND ASSEMBLY

Assembly is required for this sectional sofa. It typically ships in four separate packages. Please ensure you have received all packages before beginning assembly.

Before You Begin:

- Review the complete [Installation Manual \(PDF\)](#) for detailed, step-by-step instructions and diagrams.
- Clear a spacious area for assembly.
- Identify all parts and hardware. An extra piece of every 'losable' item (like screws/washers) is typically included.
- **Important Note:** Some users have reported that holes for the trundle bed wheels are not pre-drilled. A power drill or electric screwdriver may be necessary to install these screws securely.
- Assembly is recommended for two people to ensure ease and safety.



Image: Overview of how the sofa components are packaged across four boxes, including bases, cushions, backrests, hardware, and legs.

OPERATING INSTRUCTIONS

Converting to a Bed:

1. Ensure there is sufficient clear space in front of the sofa for the pull-out bed mechanism.
2. Locate the two fabric straps on the front of the loveseat section.
3. Gently pull the straps upwards and outwards. The trundle bed mechanism will slide out on its wheels.
4. Once fully extended, the bed surface will be level with the sofa cushions, creating a continuous sleeping area.
5. To revert to sofa mode, push the trundle bed back into its original position until it locks securely.



Image: The sectional sofa fully extended into a comfortable bed, ready for use.

Utilizing Hidden Storage:

1. Lift the seat cushion of the chaise section.
2. The lid will conveniently stay open, providing access to the spacious storage compartment underneath.
3. Store blankets, pillows, or other items as needed.
4. Close the lid securely after use.



Image: A close-up view of the chaise's hidden storage compartment, showing ample space for various items.

Using USB & Type-C Charging Ports:

- Locate the built-in USB-A and Type-C ports on the side armrest of the sofa.
- Connect your electronic devices (e.g., phone, tablet) using appropriate charging cables.
- Ensure the sofa's power cord is securely plugged into a working electrical outlet.
- Try a different charging cable. If the issue persists, contact customer support.



Image: A detailed view of the integrated USB-A and Type-C charging ports on the sofa's armrest.

Reversible Chaise Configuration:

The chaise can be configured on either the left or right side to suit your living space layout. Refer to the installation manual for specific steps on how to reverse the chaise orientation during assembly or reassembly.



Image: Visual representation of the sectional sofa with the chaise configured on both the left and right sides, demonstrating its reversible design.

MAINTENANCE

Proper care and maintenance will extend the life of your Yaheetech Sectional Sofa.

- **Regular Cleaning:** Vacuum the upholstery regularly using a soft brush attachment to remove dust and debris.
- **Spot Cleaning:** For spills, blot immediately with a clean, dry cloth. For stubborn stains, use a mild fabric cleaner and follow the product's instructions. Test on an inconspicuous area first.
- **Avoid Direct Sunlight:** Prolonged exposure to direct sunlight can cause fabric fading. Position your sofa away from direct sunlight or use curtains/blinds.

- **Frame Care:** Wipe the frame and legs with a soft, damp cloth. Avoid harsh chemicals or abrasive cleaners.
- **Cushion Care:** Fluff and rotate cushions periodically to maintain their shape and even out wear. The seat and back cushions are removable.
- **Hardware Check:** Periodically check all bolts and screws to ensure they are tight. Re-tighten as necessary to maintain stability.

TROUBLESHOOTING

If you encounter any issues with your sofa, refer to the common problems and solutions below.

Problem	Possible Cause	Solution
Trundle bed wheels not installing easily / no pre-drilled holes.	Manufacturer design may require self-tapping screws into plywood.	Use a power drill or electric screwdriver to drive the screws for the wheels. Ensure proper alignment before drilling.
Sofa feels unstable or wobbly.	Loose connections or improper assembly.	Check all bolts and screws, especially those connecting the sections and legs. Tighten any loose hardware. Refer to the assembly manual.
USB/Type-C charging ports not working.	Not connected to power, faulty cable, or internal wiring issue.	Ensure the sofa's power cord is securely plugged into a working electrical outlet. Try a different charging cable. If the issue persists, contact customer support.
Fabric appears torn or damaged upon arrival.	Shipping damage or manufacturing defect.	Document the damage with photos immediately upon unboxing. Contact customer support with your order details for assistance with replacement parts or return.

SPECIFICATIONS

Attribute	Detail
Brand	Yaheetech
Model	B09NN5D28P
Product Dimensions (D x W x H)	51.5"D x 80.5"W x 33.5"H
Seat Depth	18 inches
Seat Height	17.5 Inches
Weight Capacity (Total)	1336 lb / 606 kg
Seating Capacity	3
Upholstery Fabric Type	Polyester
Frame Material Type	Engineered Wood
Fill Material	Foam
Special Features	Built-in USB & Type-C Ports, Hidden Storage, Convertible Trundle Bed, Reversible Chaise
Assembly Required	Yes

Attribute	Detail
Recommended Number of People for Assembly	2




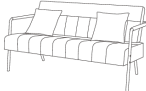
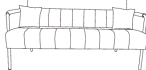
Image: Detailed dimensional drawing of the sofa in both its standard and bed configurations, including key measurements.

WARRANTY AND SUPPORT

The Yaheetech Sectional Sofa comes with a **Limited Warranty**. For specific details regarding coverage and duration, please refer to the warranty information provided with your purchase or contact Yaheetech customer service. For any questions, concerns, or to report issues, please contact Yaheetech customer support directly. You can also visit the official Yaheetech store for more information and support resources:

Visit Yaheetech
Store

Related Documents - B09NN5D28P

<div><div>Yaheetech</div><div>613611</div><div></div><div><p>613611</p></div></div>	<div><div>Yaheetech 613611 Sectional Sofa Assembly Instructions & Care Guide</div><div>Detailed assembly guide for the Yaheetech 613611 L-shaped sectional sofa. Includes parts list, step-by-step instructions, maintenance tips, and contact information.</div></div>
<div><div>Yaheetech</div><div>Model: 614279 (140x200cm)</div><div>960274 Dark Gray(140*200cm)</div><div></div><div><p>EW - 2 boxes in total, this is V20 box. EW - 2 boxes in total, this is V20 box. EW - 2 boxes in total, this is V20 box. EW - 2 boxes in total, this is V20 box. EW - 2 boxes in total, this is V20 box.</p></div></div>	<div><div>Yaheetech 614279 Dark Gray 140x200cm Double Bed Frame Assembly Instructions</div><div>Comprehensive assembly guide for the Yaheetech 614279 (960274) Dark Gray 140x200cm double bed frame. Features a detailed parts list, step-by-step instructions, and important safety precautions.</div></div>
<div><div>Yaheetech</div><div>615502/615503</div><div></div><div><p>615502/615503</p></div></div>	<div><div>Yaheetech 615502/615503 Sofa Assembly Instructions and Care Guide</div><div>Comprehensive assembly instructions, care guide, and support information for the Yaheetech 615502/615503 sofa. Includes parts list, step-by-step assembly, and maintenance tips.</div></div>
<div><div>Yaheetech</div><div>614373</div><div></div><div><p>614373</p></div></div>	<div><div>Yaheetech 614373 2-Seater Sofa Assembly and Maintenance Guide</div><div>Comprehensive guide for assembling and maintaining the Yaheetech 614373 2-seater sofa, including parts list, step-by-step instructions, and care tips.</div></div>
<div><div>IMPORTANT/WICHTIG/ATENCIÓN IMPORTANT/IMPORTANT</div><div></div><div></div><div></div><div></div><div></div></div>	<div><div>Yaheetech Minimalist Metal Platform Bed Assembly Instructions</div><div>Step-by-step assembly guide for the Yaheetech Minimalist Metal Platform Bed, featuring a detailed parts list, safety warnings, and clear instructions for putting together your bed frame.</div></div>

Yaheetech

611840



1. Please read the instructions carefully and make sure you understand the assembly process.
2. The bed frame is made of high-quality steel and is very sturdy.
3. The bed frame is easy to assemble and disassemble.
4. The bed frame is suitable for use in any room.
5. The bed frame is a great value for the money.

©2019 Yaheetech Shop

[Yaheetech 611840 Queen Bed Frame Assembly Instructions](#)

Detailed assembly guide for the Yaheetech 611840 Queen Velvet Upholstered Platform Bed Frame. Includes parts list, step-by-step instructions, and support contact information.