

## meross MOD150

# Meross Smart WiFi Essential Oil Diffuser (MOD150) Instruction Manual

MODEL: MOD150 | BRAND: MEROSS

## 1. Introduction

The Meross Smart WiFi Essential Oil Diffuser (MOD150) combines ultrasonic aromatherapy diffusion with smart home integration. It releases a nano-scale cold mist to disperse fragrance and moisturize the air, while offering convenient control via app and voice commands. This manual provides essential information for safe and effective use of your device.

## 2. Safety Information

Avoid direct skin contact with undiluted essential oils. Keep out of reach of children and pets. Ensure proper ventilation during use. Follow the manufacturer's instructions for use and maintenance.

## 3. Package Contents

- Meross Smart WiFi Essential Oil Diffuser (MOD150)
- Power Adapter
- Measuring Cup
- User Manual
- HomeKit Setup Code Card

## 4. Product Overview

The diffuser features a dark wood grain finish with an integrated RGB light strip and control buttons on the base. The top cover is removable to access the water tank.




Figure 1: Meross Smart WiFi Essential Oil Diffuser (MOD150) with app interface.

The main unit consists of a base housing the electronics and water tank, and a removable top cover with a mist outlet. Control buttons for light and mist functions are located on the front of the base.



Figure 2: Diffuser with top cover removed, revealing the water tank.

A measuring cup is included to accurately fill the water tank.




Figure 3: Included measuring cup.

## 5. Setup

1. **Prepare the Diffuser:** Plug in the power adapter to a socket and ensure the diffuser is properly assembled.

2. **Reset the Diffuser:** Long press the "MIST" button on the diffuser to reset it. The status LED will flash green.
3. **Download Meross App:** Download the Meross app from the App Store or Google Play.
4. **Add Device:** Open the Meross app, tap the "+" icon to add a new device. Select "Smart Humidifier and Diffuser" and then the MOD150 series.
5. **Connect to Wi-Fi:** Follow the in-app instructions to connect the diffuser to your 2.4GHz Wi-Fi network. Note: 5GHz Wi-Fi is not supported.
6. **HomeKit Integration (Optional):** If using Apple HomeKit, scan the HomeKit QR code or setup code provided on the device or packaging. Ensure your iOS version is 13.0 or later.
7. **Add Water:** Fill the water tank with clean water up to the maximum line (400ml) using the provided measuring cup.
8. **Add Essential Oils (Optional):** Add 5-10 drops of your preferred water-based essential oil into the water.

---

Video 1: Step-by-step guide on how to connect and configure the Meross Smart Essential Oil Diffuser with the Meross app and Apple HomeKit.

## 6. Operating Instructions

---

The Meross Smart WiFi Essential Oil Diffuser offers multiple ways to control its functions:

### 6.1. Manual Control (On-Device Buttons)

- **Mist Button:** Press to cycle through mist modes (Heavy Spray, Light Spray, Off).
- **Light Button:** Press to cycle through 16 million RGB colors or set to auto-cycle. Long press to turn the light off.

### 6.2. App Remote Control (Meross App / Apple Home App)

Use the Meross app or Apple Home app to control all features remotely:

- **Mist Intensity:** Adjust between heavy spray (7-9 hours duration) and light spray (12-14 hours duration).
- **Timer & Schedule:** Set automatic on/off times based on your routine. Schedules can still perform even if the internet is down.
- **RGB Color & Brightness:** Choose from 16 million colors, set a fixed color, or enable auto-cycle. Adjust light brightness.

# I RGB LED Light-Color Magic

Bring you relaxation with the RGB  
and fragrance.



Figure 4: App interface for controlling RGB light colors and brightness.

## 6.3. Voice Control

The diffuser is compatible with Apple HomeKit (Siri), Amazon Alexa, Google Assistant, and SmartThings. Use simple voice commands to control its functions.

- Example: "Hey Siri, turn on the diffuser."
- Example: "Alexa, set diffuser light to blue."



# I Voice Control

With Siri, Alexa,  
just ask and free your hands.



Figure 5: Voice control integration with smart assistants.

## 7. Maintenance

Regular cleaning is essential to ensure optimal performance and longevity of your diffuser.

- **Cleaning:** Unplug the device before cleaning. Empty any remaining water from the tank. Use a soft cloth and mild detergent to clean the water tank and exterior. Avoid harsh chemicals or abrasive materials.
- **Water Quality:** Use clean tap water or distilled water. Avoid using hot water.
- **Storage:** When not in use for an extended period, clean the diffuser thoroughly, dry it, and store it in a cool, dry place.

## 8. Troubleshooting

---

- **Device Not Turning On:** Ensure the power adapter is securely plugged into both the diffuser and a working power outlet.
- **No Mist or Weak Mist:** Check if the water level is sufficient. The diffuser automatically turns off when water runs out. Ensure the mist outlet is not blocked.
- **Wi-Fi Connection Issues:** Verify that your Wi-Fi network is 2.4GHz. Ensure the diffuser is within range of your Wi-Fi router. Try resetting the diffuser and re-pairing it through the Meross app.
- **App/Voice Control Not Responding:** Check your internet connection. Ensure the Meross app is updated to the latest version. For HomeKit, verify your HomeKit bridge (HomePod, Apple TV, or iPad) is online and connected to your home Wi-Fi network.
- **Unusual Noise:** Ensure the diffuser is placed on a stable, flat surface. Check for any foreign objects in the water tank.

## 9. Specifications

---


- **Model Number:** MOD150
- **Product Dimensions:** 6.63 x 6.63 x 5.7 inches
- **Item Weight:** 1.32 Pounds
- **Water Tank Capacity:** 400ml
- **Material:** ABS+PP+PC (BPA-free)
- **Mist Modes:** Heavy Spray (7-9 hrs, 30dB), Light Spray (12-14 hrs, 25dB)
- **Light:** 16 Million RGB Colors
- **Wireless Connectivity:** 2.4GHz Wi-Fi only
- **Compatibility:** Apple HomeKit, Amazon Alexa, Google Assistant, SmartThings

## 10. Warranty and Support

---

For warranty information and technical support, please refer to the documentation included with your product or visit the official Meross website. You can also find support within the Meross app.

### Related Documents - MOD150

  <small>User Manual</small>	<a href="#">Meross Smart Wi-Fi Essential Oil Diffuser MOD150 User Manual</a> Comprehensive user manual for the Meross Smart Wi-Fi Essential Oil Diffuser (MOD150). Covers safety, package contents, device operation, hardware and software installation, voice assistant integration, maintenance, troubleshooting, warranty, and disclaimers.
---	--

