

Manuals+

[Q & A](#) | [Deep Search](#) | [Upload](#)

[manuals.plus](#) /

- › [Best Choice Products](#) /
- › [Best Choice Products SKY6375 Outdoor Patio Chaise Lounge Chair Instruction Manual](#)

Best Choice Products SKY6375

Best Choice Products SKY6375 Outdoor Patio Chaise Lounge Chair Instruction Manual

Model: SKY6375

PRODUCT OVERVIEW

This manual provides instructions for the Best Choice Products Set of 2 Outdoor Patio Chaise Lounge Chairs. These chairs are designed for outdoor use, featuring an adjustable reclining backrest and footrest, a durable steel frame, and UV-resistant textilene fabric. The foldable design allows for easy storage and transport.



Image: Two black Best Choice Products outdoor patio chaise lounge chairs, showcasing their design and functionality.

IMPORTANT SAFETY INFORMATION

CAUTION: Read all safety information before use.

- Do not exceed the weight capacity of 225 lbs (102 kg) per chair.
- When adjusting the back and footrest positions, exercise caution to avoid pinching fingers.
- Ensure the chair is stable and secure when folding or storing to prevent tipping or trapping fingers.
- Always place the chair on a flat, stable surface.
- Keep children and pets away from moving parts during adjustment or folding.

SETUP

These chaise lounge chairs require no assembly. They are designed to be ready for use directly out of the box.

1. Carefully remove the chairs from their packaging.
2. Unfold each chair by gently extending the frame until it locks into an open position. Ensure all legs are fully extended and stable on the ground.

PRODUCT DIMENSIONS



Image: A black chaise lounge chair in a partially folded state next to an unfolded one, illustrating the ease of setup and storage.

OPERATING INSTRUCTIONS

Adjusting the Backrest

The chair features six preset back positions for customized comfort.

1. To adjust the backrest, slightly lift the backrest while seated or standing behind the chair.
2. Move the backrest to the desired position. It will click into place at each preset angle.
3. Ensure the backrest is securely locked before applying full weight.

Adjusting the Footrest

The chair offers two footrest positions.

1. To adjust the footrest, lift the footrest section and move it to the desired angle.
2. Ensure the footrest is securely positioned before resting your feet.

PREMIUM MATERIALS

Weather-resistant steel frame and textilene fabric will last for years of comfort



Weather-Resistant
Fabric



Powder-Coated
Steel

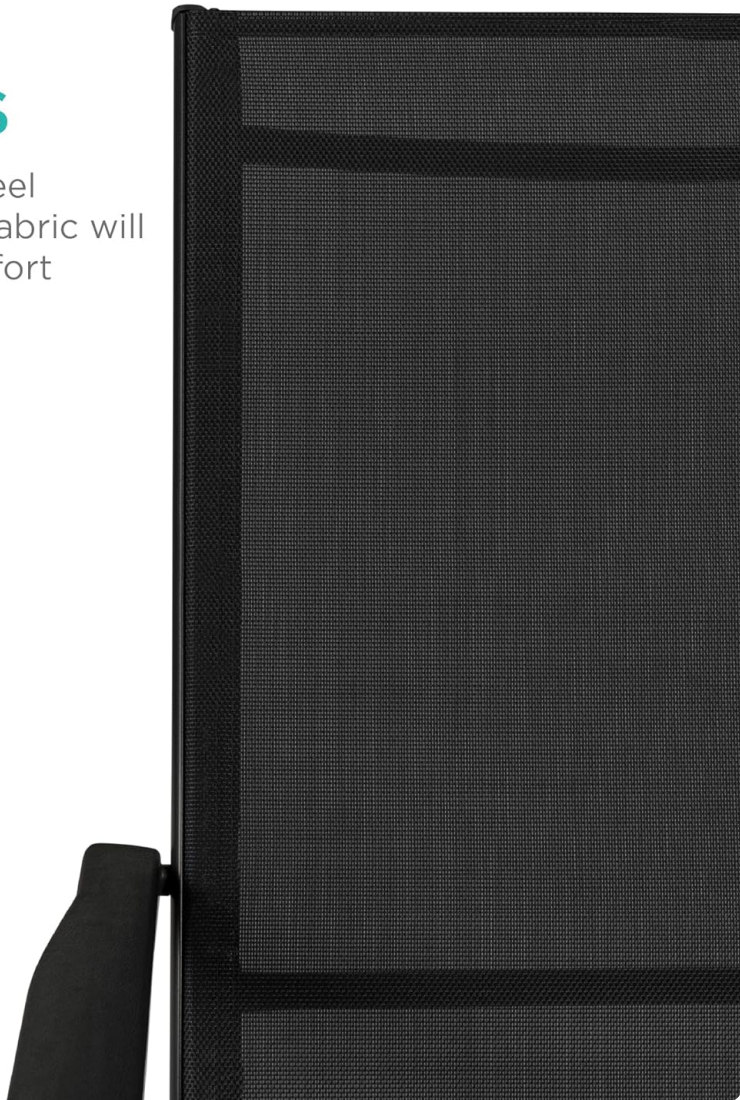


Image: A diagram illustrating the six adjustable backrest positions and two footrest positions of the chaise lounge chair.

Folding for Storage

The lightweight, foldable design allows for convenient storage.

1. Ensure the backrest and footrest are in their lowest, most compact positions.
2. Gently push the frame inwards to collapse the chair.
3. Secure any locking mechanisms if present to keep the chair folded.

USE IT ANYWHERE

Perfect for lounging in your yard, patio, or wherever you like to sit back and relax



Patio



Deck



Pool



Image: A person easily carrying a folded chaise lounge chair, highlighting its portability and compact storage.

MAINTENANCE

To ensure the longevity and appearance of your chaise lounge chairs, follow these simple maintenance guidelines:

- **Cleaning:** Wipe clean with a damp cloth. For stubborn dirt, use a mild soap solution and rinse thoroughly. Avoid harsh chemicals or abrasive cleaners.
- **Drying:** Allow the chairs to air dry completely before folding and storing to prevent mildew.
- **Storage:** When not in use, especially during inclement weather or off-season, store the chairs in a dry, protected area to prolong their lifespan.
- **Inspection:** Periodically check all bolts and connections to ensure they are tight. Tighten if

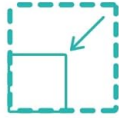
necessary.

EASY STORAGE

Lightweight, folding design combined with solid construction makes storage a breeze



Lightweight



Space Saving




Image: A close-up diagram illustrating the weather-resistant textilene fabric and powder-coated steel construction, emphasizing material durability.

TROUBLESHOOTING

This section addresses common issues you might encounter with your chaise lounge chairs.

- **Chair feels unstable:** Ensure all legs are fully extended and locked into position. Check that the chair is placed on a flat, even surface. Verify all frame connections are secure.
- **Difficulty adjusting backrest/footrest:** Ensure no obstructions are present in the adjustment mechanism. Apply gentle pressure and ensure the mechanism is clean and free of debris. Do not force adjustments.
- **Squeaking noises:** Apply a small amount of silicone-based lubricant to pivot points and joints. Avoid oil-based lubricants that can attract dirt.
- **Fabric appears loose:** Over time, fabric may stretch slightly. This is normal. Ensure the frame is not bent or damaged, which could exacerbate the issue.

SPECIFICATIONS

Feature	Detail
Brand	Best Choice Products
Model Name	Set of 2 Outdoor Patio Chaise Recliner Lounge Chairs w/ Rust-Resistant Frame
Model Number	SKY6375
Color	Black
Product Dimensions (Overall)	73.25-120" (L) x 25" (W) x 21-35.5" (H)
Seat Height	13 Inches
Chair Backrest Width	20.25 Inches
Weight Capacity (each)	225 lbs (102 kg)
Item Weight (Set of 2)	41.9 pounds (19 kg)
Material	Steel Frame, Textilene Fabric
Finish Type	Powder-Coated Steel
Reclining Positions	6 (Backrest), 2 (Footrest)
Foldable	Yes
Indoor/Outdoor Usage	Outdoor
UPC	842957127917



ADJUSTABLE LOUNGER

Select any of the six back positions and the two feet positions to enjoy a unique lounging experience



Leg
Positions

+



Backrest
Positions



Image: A diagram detailing the key dimensions of the chaise lounge chair for reference.

WARRANTY INFORMATION

For detailed warranty information regarding your Best Choice Products chaise lounge chairs, please refer to the official Best Choice Products website or contact their customer support directly. Warranty terms and conditions may vary.

CUSTOMER SUPPORT

If you have any questions, require assistance, or need to report an issue with your product, please contact Best Choice Products customer support. Contact information can typically be found on the manufacturer's website or on the product packaging.

You may also visit the [Best Choice Products Store on Amazon](#) for additional resources.

