

manuals.plus /

- › [ZAQE](#) /
- › [ZAQE MP3 Player with Spotify \(Model M505\) Instruction Manual](#)

## ZAQE M505

# ZAQE MP3 Player with Spotify (Model M505) Instruction Manual



## 1. INTRODUCTION

---

Thank you for choosing the ZAQE MP3 Player with Spotify, Model M505. This device is designed to provide a comprehensive portable entertainment experience, featuring an 8-core processor, a smooth Android 9.0 operating system, 2GB RAM, and 16GB of internal storage. It comes equipped with a 64GB SD card, offering a total of 80GB of memory, expandable up to 512GB. This manual provides essential information for setting up, operating, and maintaining your device.



Image 1.1: The ZAQE MP3 Player M505, showcasing its sleek design and compact form factor.

## 2. WHAT'S IN THE BOX

Please verify that all items are present in the package:

- 1 x ZAQE MP3 Player (Model M505)
- 1 x USB Cable (Type-C)
- 1 x Protective Film
- 1 x Protective Case
- 1 x Headset

## 3. SETUP

---

### 3.1 Initial Charging

Before first use, fully charge the device using the provided USB Type-C cable and a compatible power adapter (not included). The charging indicator will show the charging status.

### 3.2 Power On/Off

- **To Power On:** Press and hold the Power button until the screen illuminates.
- **To Power Off:** Press and hold the Power button, then select 'Power Off' from the options on the screen.

### 3.3 Wi-Fi Connection

To access online features and download applications, connect your device to a Wi-Fi network:

1. Go to **Settings > Network & Internet > Wi-Fi**.
2. Toggle **Wi-Fi On**.
3. Select your desired Wi-Fi network from the list.
4. Enter the password if prompted and tap **Connect**.

## 4. OPERATING INSTRUCTIONS

---

### 4.1 Memory Management

The device includes 16GB of internal ROM and a pre-installed 64GB SD card, totaling 80GB of storage. The memory can be expanded further up to 512GB using a compatible Micro SD card (sold separately).

### 4.2 Music Playback

The M505 supports various music playback methods:

- **Local Music:** Use the built-in music player app to play files stored on the device or SD card. Supported formats include MP3, OGG, FLAC, AAC, WAV, WMA, APE, and more. Music can be organized by title, folder, artist, album, and genre.
- **Streaming Services:** Connect to Wi-Fi to use pre-installed apps like Spotify, Audible, and Deezer. Additional apps such as YouTube, Facebook, Kindle, and Twitter can be downloaded from the Play Store.

### 4.3 Video Playback

The device features a 4.0-inch (1280x720) high-resolution touchscreen for smooth 1080P HD video playback. It is compatible with most video formats, including RM, AVI, RMVB, FLV, MP4, DAT, MKV, MPG, MOV, and TS, without requiring format conversion.

### 4.4 Bluetooth Connectivity

The M505 supports two-way Bluetooth connections:

- **Connecting to Audio Devices:** Pair with Bluetooth headphones or speakers for wireless audio playback.
- **Connecting to Mobile Phones:** Transfer files between your MP3 player and a mobile phone via Bluetooth.
- The device will automatically reconnect to previously paired Bluetooth devices after restarting.

## 5. BATTERY LIFE AND CHARGING

---

The ZAQE MP3 Player is equipped with a 2000mAh lithium-polymer battery and supports USB-C fast charging.

Expected battery performance is as follows:

- Up to 20 hours with Bluetooth headphones.
- Up to 35 hours with wired headphones.
- 5 to 6 hours of video playback.
- Standby time of 3 to 5 months.

## 6. SPECIFICATIONS

Feature	Specification
Brand	ZAQE
Model Name	M505
Model Number	J1-CB
Color	Gris
Screen Size	4 Inches
Connectivity Technology	Wi-Fi, Bluetooth
Memory Storage Capacity	80 GB (16GB internal + 64GB SD card)
Expandable Memory	Up to 512 GB (Micro SD)
Compatible Devices	Smartphone (for file transfer)
Special Feature	Touchscreen
Battery Type	Lithium-polymer
Rechargeable Battery	Yes
USB Interface	USB Type C

## 7. TROUBLESHOOTING

If you encounter issues with your ZAQE MP3 Player, please refer to the following common solutions:

- **Device Not Turning On:** Ensure the device is fully charged. Connect it to a power source using the provided USB cable and allow it to charge for at least 30 minutes before attempting to power it on again.
- **Applications Not Functioning Correctly (e.g., Deezer, Spotify):** Ensure you have a stable Wi-Fi connection. Try clearing the app's cache and data (Settings > Apps > [App Name] > Storage > Clear Cache/Clear Data). If the issue persists, uninstall and reinstall the application from the Play Store.
- **Device Freezing or Unresponsive:** Perform a soft reset by pressing and holding the Power button for approximately 10-15 seconds until the device restarts. If this does not work, a factory reset may be necessary (see below).
- **Google Account Issues After Reset:** If you perform a factory reset, you may be prompted to log in with the Google account previously synced with the device for security reasons. Ensure you have access to this account's credentials. If you do not, contact ZAQE customer support.

- **Poor Battery Life:** Ensure background apps are closed. Reduce screen brightness. Disable Wi-Fi and Bluetooth when not in use.

7.1 Factory Reset (Caution)

A factory reset will erase all data on your device and restore it to its original settings. Back up any important files before proceeding.

1. Go to **Settings > System > Reset options**.
2. Select **Erase all data (factory reset)**.
3. Confirm your choice. The device will restart and begin the reset process.

8. WARRANTY AND SUPPORT





Your ZAQE MP3 Player (Model M505) comes with a manufacturer's warranty of **2 years**. Spare parts are also available for **2 years** from the date of purchase.


For technical assistance, warranty claims, or further inquiries, please contact ZAQE customer support through the retailer where you purchased the product or visit the official ZAQE website for contact information.



© 2025 ZAQE. All rights reserved. Information in this manual is subject to change without notice.

Related Documents - M505

	<p><a href="#">ZAQE M505 Pro Digital Player User Manual</a></p> <p>Comprehensive user manual for the ZAQE M505 Pro digital player, covering setup, features, troubleshooting, and specifications. Learn how to download music, manage playlists, and use various device settings.</p>
	<p><a href="#">ZAQE M505 Pro Digital Player User Manual</a></p> <p>Comprehensive user manual for the ZAQE M505 Pro Digital Player, covering setup, features, troubleshooting, and specifications. Learn how to download music, manage settings, and get the most out of your device.</p>
	<p><a href="#">ZAQE P30 User Manual: High-Resolution Digital Audio Player Guide</a></p> <p>User manual for the ZAQE P30 high-resolution digital audio player. This guide covers setup, operation, features like Bluetooth and WiFi, system settings, troubleshooting, and detailed product specifications for the ZAQE P30.</p>
	<p><a href="#">ZAQE M4 MP3 Player User Manual</a></p> <p>Comprehensive user manual for the ZAQE M4 MP3 player. Learn about device features, music playback, video, FM radio, Bluetooth connectivity, e-book reading, and specifications.</p>

  USER MANUAL A55 Recorder  <small>Thank you for purchasing the ZADE A55 Digital Voice Recorder. Please visit our website for more information: <a href="http://www.zadevoice.com">www.zadevoice.com</a> Email: <a href="mailto:support@zadevoice.com">support@zadevoice.com</a></small>	<a href="#">ZADE-A55 Digital Voice Recorder User Manual</a>  This user manual provides comprehensive instructions for operating the ZADE-A55 Digital Voice Recorder, covering basic operations, recording features, music playback, settings, and technical specifications.
USER MANUAL  Voice Recorder	<a href="#">V66 Voice Recorder User Manual</a>  User manual for the V66 Voice Recorder by ZADE, detailing its basic operations, app integration, recording functions, file management, and technical specifications.