

Hurricane Floor Fan

Hurricane 40-Inch Triple Action Tower Fan User Manual

Model: Floor Fan

INTRODUCTION

This manual provides essential information for the safe and efficient operation of your Hurricane 40-Inch Triple Action Tower Fan. Please read all instructions carefully before use and retain this manual for future reference.





Image: The Hurricane 40-inch Triple Action Tower Fan in white, shown alongside its white remote control. The fan is a tall, slender tower design with a black grille for air output.

IMPORTANT SAFETY INSTRUCTIONS

To reduce the risk of fire, electric shock, or injury, observe the following:

- Always unplug the fan before cleaning or servicing.
- Do not operate any fan with a damaged cord or plug. Discard fan or return to an authorized service facility for examination and/or repair.
- Do not run cord under carpeting. Do not cover cord with throw rugs, runners, or similar coverings. Arrange cord away from traffic area and where it will not be tripped over.
- Do not insert or allow foreign objects to enter any ventilation or exhaust opening as this may cause an electric shock or fire, or damage the fan.
- Do not block air openings or operate near flammable materials.
- This fan is intended for indoor use only. Do not use outdoors.
- Close supervision is necessary when any appliance is used by or near children.

PACKAGE CONTENTS

Verify that all components are present:

- Hurricane 40-Inch Tower Fan Unit
- Remote Control
- User Manual

SETUP INSTRUCTIONS

The Hurricane Tower Fan is designed for quick and easy assembly, typically taking less than 5 minutes without the need for tools.

1. **Unpack Components:** Carefully remove the tower fan unit and its base from the packaging.
2. **Attach Base:** Align the base with the bottom of the fan unit. Ensure the power cord passes through the designated opening in the base.
3. **Secure Base:** Twist or click the base into place until it is firmly attached to the fan unit. The design ensures a sturdy and stable foundation.
4. **Position Fan:** Place the fan on a flat, stable surface. Ensure the 6-foot power cord is not obstructed and is positioned safely away from traffic areas.





Image: A diagram illustrating the 40-inch height of the Hurricane Tower Fan and its 6-foot power cord. An inset highlights the aromatherapy diffuser slot on the fan's body.

OPERATING INSTRUCTIONS

Your Hurricane Tower Fan can be operated using the integrated LED touchscreen controls on the unit or the included remote control.



LED TOUCHSCREEN & REMOTE CONTROL



**SWITCH
SPEED**



**SET
TIMER**



**CONTROL
OSCILLATION**



**POWER
ON/OFF**

Image: A visual representation of the fan's LED touchscreen panel and the remote control, highlighting buttons for power, speed, timer, and oscillation.

- **Power On/Off:** Press the power button () to turn the fan on or off.
- **Switch Speed:** Adjust fan speed using the speed control buttons (typically '+' and '-' or a dedicated speed button).
- **Set Timer:** Use the timer button (often labeled with a clock icon or 'L') to set the fan to operate for 1, 2, or 4 hours before automatically shutting off.
- **Control Oscillation:** Activate or deactivate the 60-degree oscillation feature using the oscillation button (often labeled with a curved arrow icon).

Wind Speeds and Modes

The fan offers three distinct wind speeds and modes for personalized comfort:



Image: The Hurricane Tower Fan with text overlays describing the three wind modes: Baby Breeze (gentle wind), Sleep (adjusts airflow for sleep), and Normal (consistent airflow).

- **Normal Mode:** Provides a consistent and comfortable airflow.
- **Breeze Mode (Baby Breeze):** Replicates a small, gentle wind for a natural feel.
- **Sleep Mode:** Adjusts airflow throughout the night to maintain comfort as sleep deepens.

Oscillation Feature

The fan features a 60-degree oscillation to distribute air across a wider area, enhancing cooling efficiency in a room.




Image: A close-up view of the top section of the Hurricane Tower Fan, with an arrow indicating its 60-degree oscillation range.

Aromatherapy Diffuser

Enhance your environment by adding essential oils (sold separately) to the integrated aromatherapy diffuser.

1. **Locate Diffuser:** Identify the aromatherapy diffuser slot on the fan unit.
2. **Add Essential Oils:** Apply a few drops of your preferred essential oil onto the diffuser pad (if applicable) or into the designated reservoir.
3. **Activate Fan:** Turn on the fan. The airflow will circulate the aroma throughout the room.



AROMATHERAPY OIL CIRCULATION

ENHANCES YOUR SPACE BY
CIRCULATING YOUR FAVORITE
ESSENTIAL OILS

ESSENTIAL OILS SOLD SEPARATELY

Image: A detailed view of the aromatherapy oil circulation feature on the Hurricane Tower Fan, showing where essential oils are added to enhance the space.

Negative Ion Generator

The fan includes an innovative negative ion generating technology designed to help clean and freshen the air by removing airborne particulates.

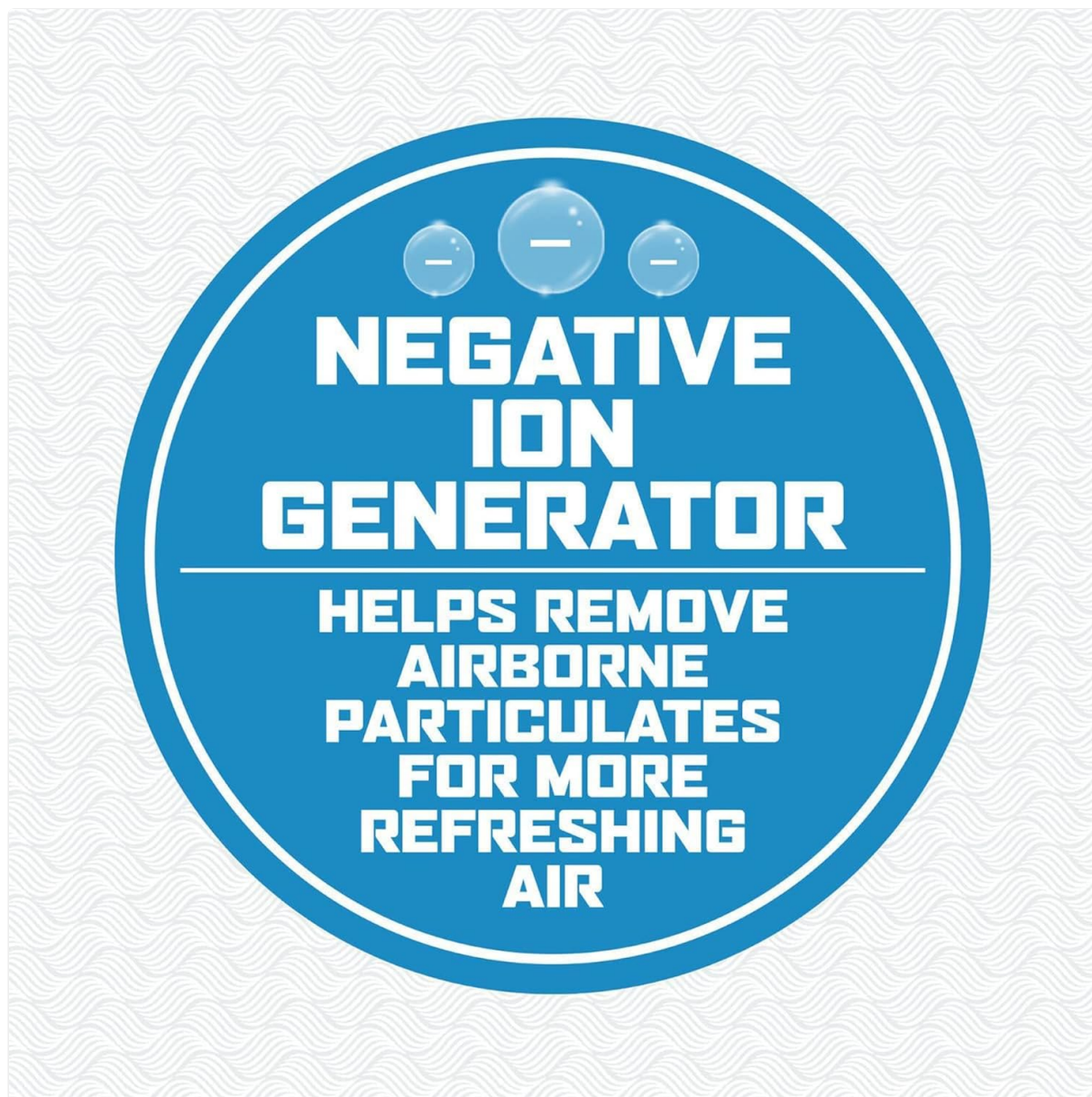


Image: A circular graphic highlighting the 'Negative Ion Generator' feature, explaining that it helps remove airborne particulates for more refreshing air.

MAINTENANCE

Regular maintenance ensures optimal performance and longevity of your fan.

- **Cleaning:** Always unplug the fan before cleaning. Use a soft, damp cloth to wipe the exterior surfaces. Do not use abrasive cleaners or solvents. For the air intake and output grilles, use a vacuum cleaner with a brush attachment to remove dust.
- **Aromatherapy Diffuser Cleaning:** If using essential oils, periodically clean the diffuser pad or reservoir according to the essential oil manufacturer's recommendations to prevent residue buildup.
- **Storage:** When not in use for extended periods, store the fan in a cool, dry place, preferably in its original packaging, to protect it from dust and damage.

TROUBLESHOOTING

Refer to this section for common issues and their solutions.

Problem	Possible Cause	Solution
---------	----------------	----------

Problem	Possible Cause	Solution
Fan does not turn on.	No power supply; Power button not pressed.	Ensure the fan is plugged into a working electrical outlet. Press the power button on the unit or remote.
Fan operates but no air movement.	Internal fan blades obstructed or damaged.	Unplug the fan immediately. Inspect for any visible obstructions. If blades are damaged, contact customer support.
Remote control not working.	Dead batteries; Obstruction between remote and fan; Remote out of range.	Replace remote control batteries. Ensure there is a clear line of sight to the fan's receiver. Operate within the recommended range.
Fan is unusually noisy.	Dust buildup; Loose components; Fan not on a level surface.	Unplug and clean the fan thoroughly. Ensure all parts are securely assembled. Place the fan on a flat, stable surface.
Oscillation not functioning.	Oscillation feature not activated; Internal mechanism issue.	Press the oscillation button on the unit or remote. If the issue persists, contact customer support.







SPECIFICATIONS

Feature	Detail
Brand	Hurricane
Model Name	Floor Fan (Pro)
Product Dimensions	15"D x 24"W x 24"H (Note: Product title states 40 Inch height, this dimension might refer to packaging or base)
Blade Length	40 Inches
Item Weight	8 Pounds
Power Source	Electric (Hand Powered listed in source is likely an error)
Voltage	110 Volts
Number of Power Levels	3
Control Method	Remote, Touchscreen
Special Features	Aromatherapy Diffuser, Negative Ion Generator, 60° Oscillation, 3 Wind Modes (Normal, Breeze, Sleep)
Indoor/Outdoor Usage	Indoor
Certification	ETL
UPC	849969012262


WARRANTY AND SUPPORT

For warranty information or technical support, please refer to the contact details provided with your purchase documentation or visit the official Hurricane brand website. Keep your proof of purchase for any warranty claims.

Related Documents - Floor Fan

	<p>12V Rechargeable Floor Stand Fan WF-90R - Product Specifications</p> <p>Detailed specifications for the 12V Battery Rechargeable Floor Stand Fan (Model WF-90R), including features, battery, working time, package details, and quality guarantee.</p>
	<p>Floor Fan Assembly Instructions</p> <p>Step-by-step assembly instructions for a floor fan, covering component connection, part fastening, grille cleaning, power connection, and operational testing.</p>
	<p>PELONIS Tower and Pedestal Fan User Manual: Aromatherapy, Remote Control, and Oscillating Features</p> <p>Comprehensive user manual for PELONIS 42" Oscillating Tower Fan (PFT42A5BGB) with aromatherapy diffuser and 16" Pedestal Remote Control Oscillating Stand Up Fan (PFS40A4BBB, PFS40A4BWW). Includes safety precautions, assembly, operation, servicing, and maintenance instructions for optimal use in home and office environments.</p>
	<p>Dustbane Cleaning Solutions for Commercial and Institutional Environments</p> <p>A comprehensive guide from Dustbane detailing recommended cleaning products and solutions for various commercial and institutional spaces, including schools, kitchens, offices, and more. Learn about effective cleaning strategies and product applications.</p>
	<p>Dustbane Equipment Catalogue</p> <p>Dustbane's comprehensive equipment catalogue featuring a wide range of cleaning solutions including vacuums, carpet extractors, sweepers, auto-scrubbers, floor machines, floor pads, and batteries. Explore products designed for efficient and effective cleaning across various commercial and industrial applications.</p>
	<p>Portacool Hurricane 370 & 360 Owner's Manual: Setup, Operation, and Maintenance</p> <p>Comprehensive owner's manual for Portacool Hurricane evaporative coolers (models PACHR370, PACHR360). Covers quick setup, safety guidelines, product overview, start-up procedures, digital controls, maintenance, troubleshooting, warranty information, and FAQs.</p>

[pdf] Instructions



HSF1603 16 Stand Fan Instruction Manuals Holmes HSF1603M 15EM1 getholmesfans images instruction manuals |||

CLEANING/MAINTENANCE FAN STORAGE FAN CLEANING Always unplug the fan before cleaning. Do not allow water to drip on or enter into fan housing. Be sure to use a soft cloth moistened with or without a mild soap solution. Do not use any of the following as a cleaner: gasoline, thinner, or benzene. ...

lang:en score:37 filesize: 514.31 K page_count: 2 document date: 2015-01-20




[pdf] User Manual Instructions

Οδηγίες Χρήσης Instructions Manual 06 21184 hurricane im 1 vrontinos gr images Katigories Spiti Eidh Psikshs Anemisthres Dapedou |||

HURRICANE **FLOOR FAN** HURRICANE 06-21184 Instructions Manual GR English EN , Estia. . www.estiahomeart.gr. Dear Customer, Thank you for purchasing an Estia appliance. In the manual you will find product instructions. For further information you please...

lang:en score:35 filesize: 146.36 K page_count: 12 document date: 2024-07-30

[pdf] Instructions Guide Warranty



cleaning storage Owner s Guide HASF1515 Fan 3 Year Please reaD aND saVe tHese iMPortant instrUctions Warranty inForMation liMiteD Sunbeam Products Inc doing business as Jarden Consumer Solutions or if in Canada Corporation HASF1515R HASF1516R UC 11EM1 demandware edgesuite net aamb prd on static Sites holmes products Site Library default dw7e5df52c documents instruction manuals cleaning/storage fan cleaning Always unplug the fan before cleaning. Do not allow water to drip o ... air knob circulation. When the fan head is tilted back, be sure to securely tighten in place. **Floor Fan** Conversion/Height Adjustment Follow these instructions to convert the fan into a floor fa...

lang:en score:35 filesize: 554.4 K page_count: 2 document date: 2011-07-14




[pdf] Instructions Guide

hurricane 20in floor fan Instructions hydroponics net item documents hurricanefans |||

20 High Velocity **Floor Fan** Use a QR Code App on your smart phone to access our website and browse our entire product offering or go to: www.hurricane-fans.com TM www.hurricane-fans.com 20 High Velocity **Floor Fan** Instruction Guide TM www.hurricane-fans.com SAFETY CAUTION Read Rules for Safe Op...

lang:en score:33 filesize: 1.43 M page_count: 2 document date: 2013-10-21



[\[pdf\]](#) User Manual Instructions

Οδηγίες Χρήσης Instructions Manual Ελληνικά GR English EN 06 21184 tsolkashome gr UserFiles file ||| HURRICANE **FLOOR FAN** HURRICANE 06-21184 Instructions Manual GR English EN , Estia. . www.estiahomeart.gr. Dear Customer, Thank you for purchasing an Estia appliance. In the manual you will find product instructions. For further information you please...

lang:en **score:32** filesize: 146.51 K page_count: 12 document date: 2024-07-30



[\[pdf\]](#) User Manual Instructions

Stand FAN Bonaire® Canada Read all instructions before using this appliance 2 Use fan only for purposes described in the instruction manual 3 To protect against electrical shock do BSF1614CR CN EN bonairecanada on demandware static Sites bonaire ca Library default dwac3f03ae documents manuals edgesuite net aamb prd dw384797e8 80 pure indoor living 16-inch 40cm Stand FAN MODEL: BSF1614 Series Instruction Leaflet Read instructions before operating. Retain for future reference. Questions Comments Call 1-800-253-2764 in North America or visit our website at www.bonairecanada.com. PLEASE READ AND SAVE THESE IMPORTANT SAFE...


lang:en **score:29** filesize: 1.8 M page_count: 6 document date: 2014-09-02



[\[pdf\]](#) User Manual Installation Guide Instructions

920 824 Fireplace Manuals Installation Guides Regency Products Ci1150CSA assets regency fire getattachment c141fa45 34ab 481f b6c8 01a34a17d1cd Ci1150CSA English Manual aspx ||| Owner s Installation Manual Ci1150CSA Alterra Wood Insert French Manual: <https://bit.ly/3rAduEq> Manuel en Franais : <https://bit.ly/3rAduEq> MODEL: Ci1150CSA Tested by: Project No. 0219WN027S Installer: Please complete the details on the back cover and leave this manual with the homeowner. Home...

lang:en **score:27** filesize: 1.79 M page_count: 40 document date: 2024-11-07



[\[pdf\]](#) Instructions

736507 Hurricane 16IN Floor Fan Instructions Correct Disposal of this product This marking indicates that should not be disposed with other household wastes throughout the EU hydrobuilder media instructions Supreme 16 Stand Fan Exclusively distributed by: Part #736507 READ AND SAVE THESE INSTRUCTIONS CLEANING 1. Be sure to unplug from the power source before cleaning. 2. Plastic parts should be cleaned with a soft cloth Correct Disposal of this product This marking indicates that this product sho...

lang:en **score:27** filesize: 3.91 M page_count: 4 document date: 2015-09-29



[pdf] Instructions

736507 instructions hydroponics net item documents hurricane 136168 |||

OPERATING INSTRUCTIONS Speed control settings are off, low, medium and high. TILTING: Always switc ... e in it s original box. Store fan in a clean, dry place. TM www.hurricane-fans.com 16 Oscillating **Floor Fan** Instructions DELASERIESUPREMO Supreme Series Use a QR Code App on your smart phone to ac...

lang:en score:26 filesize: 504.78 K page_count: 2 document date: 2014-03-24



[pdf] User Manual Installation Guide Instructions

920 614 Fireplace Manuals Installation Guides Regency Products G800EH assets regency fire

getattachment dd9fca3c d73a 4666 8d43 aab6810b7714 English Manual aspx |||

Grandview G800EH Gas Fireplace Owners Installation Manual MODEL: G800EH Medium DV Gas Fireplace www.regency-fire.com Warning Fire or Explosion Hazard Failure to follow safety warnings exactly could result in serious injury, death, or property damage. Do not store or use gasoline or other flammab...

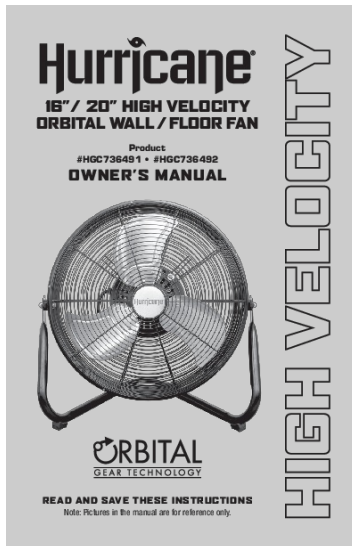
lang:en score:25 filesize: 9.04 M page_count: 104 document date: 2022-11-08



[Grandview G800P Gas Fireplace: Owners & Installation Manual](#)

Comprehensive guide for the Regency Grandview G800P Gas Fireplace, covering installation, operation, safety, and maintenance. Learn how to safely enjoy your new fireplace.

lang:en score:25 filesize: 24.29 M page_count: 120 document date: 2025-08-08




[\[pdf\]](#) User Manual Owner's Manual Instructions Specifications

HURRICANE HGC736491 01 MANUAL Manual Hub drive google file d

1ZDeUmwB69rsDBu5fb2NAtlBg5hIKyiTS preview |||

HIGH VELOCITY 16 / 20 HIGH VELOCITY ORBITAL WALL / **FLOOR FAN** Product #HGC736491 #HGC736492 OWNER S MANUAL READ AND SAVE THESE INSTRUCTIONS Note: Pictures in the manual are for reference only. <https://manual-hub.com/> TECHNICAL SPECIFICATIONS ITEM NO. SIZE VOLTS/Hz CURRENT A CFM RPM 7364...

lang:en score:22 filesize: 2.47 M page_count: 4 document date: 2023-10-08




[\[pdf\]](#) User Manual Owner's Manual Instructions Specifications

HURRICANE 736491 01 MANUAL Manual Hub drive google file d 1IOjq31y4vOUJMnlfj1E sUIWoSytx J preview |||

16 / 20 HIGH VELOCITY ORBITAL WALL / **FLOOR FAN** Product #736491 #736492 OWNER S MANUAL READ AND SAVE THESE INSTRUCTIONS Note: Pictures in the manual are for reference only. <https://manual-hub.com/> TECHNICAL SPECIFICATIONS ITEM NO. SIZE VOLTS/Hz CURRENT A CFM RPM 736491 16 120V/60Hz .7...

lang:en score:22 filesize: 1.22 M page_count: 4 document date: 2023-10-08




[\[pdf\]](#) User Manual Owner's Manual Instructions Specifications

HURRICANE 736492 01 MANUAL Manual Hub drive google file d 1Oj8YIjQs4fAF ucrFYOsu7WmdZ 9zwWq preview |||

16 / 20 HIGH VELOCITY ORBITAL WALL / **FLOOR FAN** Product #736491 #736492 OWNER S MANUAL READ AND SAVE THESE INSTRUCTIONS Note: Pictures in the manual are for reference only. <https://manual-hub.com/> TECHNICAL SPECIFICATIONS ITEM NO. SIZE VOLTS/Hz CURRENT A CFM RPM 736491 16 120V/60Hz .7...

lang:en **score:22** filesize: 1.22 M page_count: 4 document date: 2023-10-08



[\[pdf\]](#) User Manual Owner's Manual Instructions Specifications

HURRICANE HGC736492 01 MANUAL Manual Hub drive google file d 1oM18KtSblEQBvyCD5sYM8 nZVTL qUqh preview |||

HIGH VELOCITY 16 / 20 HIGH VELOCITY ORBITAL WALL / **FLOOR FAN** Product #HGC736491 #HGC736492 OWNER S MANUAL READ AND SAVE THESE INSTRUCTIONS Note: Pictures in the manual are for reference only. <https://manual-hub.com/> TECHNICAL SPECIFICATIONS ITEM NO. SIZE VOLTS/Hz CURRENT A CFM RPM 7364...

lang:en **score:21** filesize: 2.47 M page_count: 4 document date: 2023-10-08



[\[pdf\]](#) User Manual Catalog

Classic 6 Inch White Clip Fan Adjustable Tilt and 2 Speed Operation Use Care Manual Hurricane HGC736520 847127007471 0847127007471 1008091282 1fe13d67 b602 40ea 82d2 5f03bd4f2fbf images thdstatic catalog Images 1f |||

6 PORTABLE CLIP FAN 6 CLASSIC PORTABLE CLIP FAN STRONG CLAMP POLYMER BLADES CFM 306 RPM 2,350 2-S ... LLATING WALL MOUNT FAN 16 WALL MOUNT FAN 16 Item No. 736512 Item No. 736565 CLASSIC PORTABLE **FLOOR FAN** 20 Item No. 736501 CLASSIC PORTABLE CLIP FAN 6 Item No. 736520 CLASSIC OSCILLATING DES...

lang:i-klingon **score:21** filesize: 2.33 M page_count: 2 document date: 2018-08-02

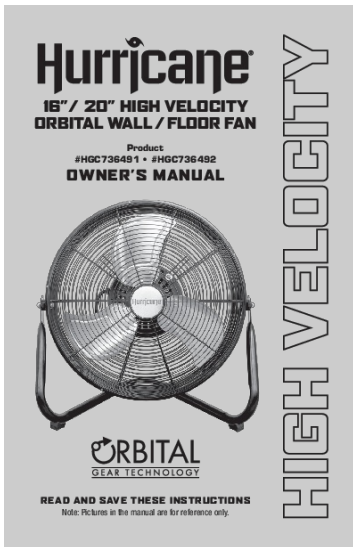


[\[pdf\]](#) Instructions Guide Safety Datasheet Borchure Label

Floor Care Training Guide en dustbane ca resource library Brochure English |||

Floor Care Training Guide Floor Care The Basics You only get one chance at a first impression. Walking into a healthcare facility, office, or retail store, what is one of the first things you notice The floors Are they clean, clear of debris and scuff marks, or are they dirty and dingy Floor ca...

lang:en **score:20** filesize: 1.02 M page_count: 20 document date: 2019-11-01




[\[pdf\]](#) User Manual Owner's Manual Instructions Specifications

HURRICANE HGC736491 01 MANUAL drive google uc id 1ZDeUmwB69rsDBu5fb2NAtIBg5hIKyiTS export |||

HIGH VELOCITY 16 / 20 HIGH VELOCITY ORBITAL WALL / **FLOOR FAN** Product #HGC736491 #HGC736492 OWNER S MANUAL READ AND SAVE THESE INSTRUCTIONS Note: Pictures in the manual are for reference only. TECHNICAL SPECIFICATIONS ITEM NO. SIZE VOLTS/Hz CURRENT A CFM RPM 736491 16 120V/60Hz .7 3...

lang:en **score:20** filesize: 1.82 M page_count: 4 document date: 2021-01-06



[\[pdf\]](#) User Manual Instructions

Untitled HOLMES HASF1515 01 MANUAL Manual Hub drive google file d

1y6v49KipPhNHzeqrUBqrpoWMasr7aj8Z preview |||

CLEANING/STORAGE FAN CLEANING Always unplug the fan before cleaning. Do not allow water to drip o ... air knob circulation. When the fan head is tilted back, be sure to securely tighten in place. **Floor Fan** Conversion/Height Adjustment Follow these instructions to convert the fan into a floor fa...

lang:en **score:20** filesize: 1.15 M page_count: 2 document date: 2023-10-05



[\[pdf\]](#) User Manual Owner's Manual Quick Start Guide Instructions

Owner Manual Floor Fan Portacool iok1006 PAC163SVTPort A Cool PAC163SVT156225secure img1 ag
wfdn dm document 4ec1d573 12fb 3b90 9269 b9ec9303f72b 156225 |||

Owners Manual For All Electric Models READ AND SAVE THESE INSTRUCTIONS
READ AND SAVE THESE INSTRUCTIONS FOR ELECTRIC MODELS PAC2K482S,
PACHR3600, PAC2K361S, PAC2K363S, PAC2K36HPVS, PAC2K24HPVS,
PAC2K16HPVS, PAC2K163SHD, PAC163SVT, PACJS1600, PACJS2400,
PAC2KCYC01, PAC2KCYC01A, PACCYC02, PACCYC02...

lang:en score:18 filesize: 5.99 M page_count: 40 document date: 2013-05-14



[\[pdf\]](#) User Manual Owner's Manual Instructions

4 sdumoski Product Manual files bbystatic Lw30YvAWVRpZH456dTZ7aQ |||

WindPro18F High-Velocity Portable **Floor Fan** OWNER S MANUAL Read and save
these instructions. Manual v1.2 2 A Name You Can Trust Trust should be earned and
we will earn yours. Customer happiness is the focus of our business. From the factory
to the warehouse, from the sales floor to your home, ...

lang:en score:18 filesize: 864.03 K page_count: 12 document date: 2018-11-05




[\[pdf\]](#) User Manual Owner's Manual Instructions Troubleshooting Guide Specifications
Warranty

73 sdumoski User Manual files bbystatic l1BplxY5Baasd9dmAo8kyw |||

SKU: NIF18CBK00 18 2-in-1 High Velocity Wall Mounted or **Floor Fan** OWNER S
MANUAL Read and save these instructions. Manual v1.0 2 READ AND SAVE
THESE INSTRUCTIONS. TABLE OF CONTENTS Register Your Product
Online.....

lang:en score:18 filesize: 625.44 K page_count: 13 document date: 2019-10-09



[pdf] User Manual Catalog

Hurricane Pro High Velocity Metal Floor Fan 20 in Use and Care Manual Unbranded HGC736476
849969013832 0849969013832 1007920290 3be4e140 be76 4955 9f7c bc7409cc5c01 images thdstatic
catalog Images 3b |||

...

lang:en score:17 filesize: 3.85 M page_count: 4 document date: 2016-06-20




[pdf] User Manual Owner's Manual Instructions

Provided by ManualsAndMore Download User Manual NewAir WindPro18F Owner s Owners
manualsandmore |||

WindPro18F NewAir **Floor Fan** 18 Plated OWNERS MANUAL Read and save these instructions. . 2 A Name You Can Trust Trust has to be earned and we will earn yours. Customer happiness is the focus of our business. From the factory to the warehouse, from the sales floor to your home, the whole NewAir fam...

lang:en score:17 filesize: 679.86 K page_count: 11 document date: 2019-07-24



[pdf] User Manual Instructions Catalog

Layout 1 ARTBOOK DAP Yahoo! Image Search Yimg this time NYE BROWN FOUNDATION 2021
9781934171158 U S CDN \$ 50 00 Participatory Design Manual Text by Alejandro Aravena Andres
Iacobelli could take scores or written instructions artists as a point of departure It includes an archive
which be interpreted spring2013 t 1509743553 lib store yahoo net artbook sep yimg ty cdn
Adolf Wifli, Ovomaltine, from Adolf Wifli: Creator of the Universe, published by Arbor
Vitae. See ... and appear to have descended from some remote galaxy. Other
components of Continents Noir include **floor fans** animating suspended figures that
are outlined in women s dresses, pieces of fabric and wi...

lang:en score:14 filesize: 5.94 M page_count: 208 document date: 2012-12-03



[pdf] User Manual Instructions

0e4adabfa9fa149c8dffdb3487e3c83407cf0cb27997163e fido manual 1571683482 manuals fire parts
aws assets regency fpi horizon hri3e lri3e 919 699 inline true |||
Liberty LRI3E / Regency Horizon HRI3E Gas Insert Owners Installation Manual f i r e
- p a r t s . c o m www.regency-fire.com MODELS: LRI3E-NG Natural Gas HRI3E-NG
Natural Gas LRI3E-LP Propane HRI3E-LP Propane WARNING FIRE OR
EXPLOSION HAZARD Failure to follow safety warnings exactly could re...
lang:en score:14 filesize: 5.32 M page_count: 56 document date: 2017-07-14



[\[pdf\]](#) User Manual Instructions

Fireplace Manual Regency Grandview G600EC Gas Improve Aire fireplace manual improveaire 2023 02
|||

Grandview G600EC Gas Fireplace Owners Installation Manual MODEL: G600EC
Medium DV Gas Fireplace www.regency-fire.com Warning Fire or Explosion Hazard
Failure to follow safety warnings exactly could result in serious injury, death, or
property damage. Do not store or use gasoline or other flammab...

lang:en score:14 filesize: 8 M page_count: 104 document date: 2023-01-16

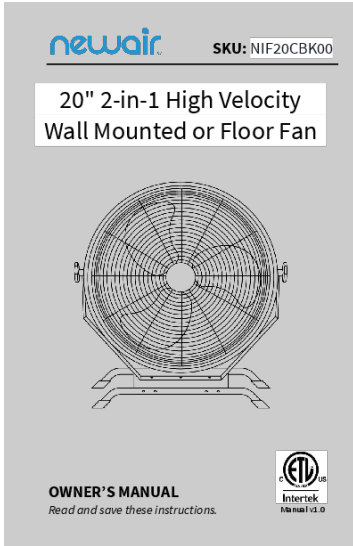


[\[pdf\]](#) User Manual Instructions

Installation Manual Regency Grandview G800 Gas Fireplace La Crosse Co G800EC manual
lacrossefireplace 2024 11 |||

Grandview G800EC Gas Fireplace Owners Installation Manual MODEL: G800EC
Medium DV Gas Fireplace www.regency-fire.com Warning Fire or Explosion Hazard
Failure to follow safety warnings exactly could result in serious injury, death, or
property damage. Do not store or use gasoline or other flammab...

lang:en score:14 filesize: 8.53 M page_count: 104 document date: 2024-09-24



[\[pdf\]](#) User Manual Owner's Manual Instructions Troubleshooting Guide Specifications
Warranty Catalog

72 sduomoski 20 in Outdoor Rated 2 In 1 High Velocity Floor or Wall Mounted Fan with 3 Speeds and
Adjustable Tilt Head Black Full Product Manual NewAir NIF20CBK00 810028280861 0810028280861
1005197625 79821ee8 c736 42ca b34c 0ab4cbc63993 images thdstatic catalog Images 79 |||
SKU: NIF20CBK00 20 2-in-1 High Velocity Wall Mounted or **Floor Fan** OWNER S
MANUAL Read and save these instructions. Manual v1.0 2 READ AND SAVE
THESE INSTRUCTIONS. TABLE OF CONTENTS Register Your Product
Online.....

lang:en score:13 filesize: 625.23 K page_count: 13 document date: 2019-10-09

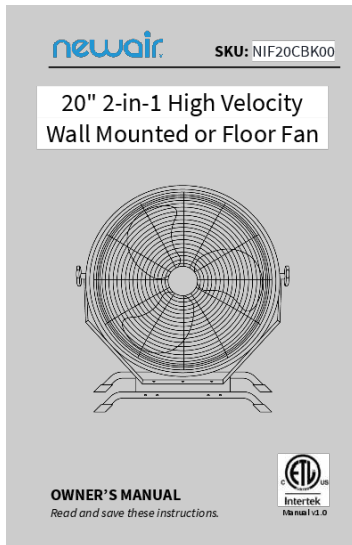


[\[pdf\]](#) User Manual Instructions

CI1150 English Manual Wood Fireplace Insert Estates Chimney Inc 920 160b estatesfireplace 2023 08 ||| Owner s Installation Manual CI1150 Alterra Wood Insert French Manual:

<https://bit.ly/3rAduEq> Manuel en Franais : <https://bit.ly/3rAduEq> Tested by: Project No. 0219WN027S Installer: Please complete the details on the back cover and leave this manual with the homeowner. Homeowner: Please keep th...

lang:en score:13 filesize: 1.89 M page_count: 40 document date: 2023-01-27



[NewAir 20-inch 2-in-1 High Velocity Fan \(NIF20CBK00\) - Owner's Manual](#)

Owner's manual for the NewAir 20-inch 2-in-1 High Velocity Wall Mounted or Floor Fan (Model NIF20CBK00). Includes safety, assembly, operation, maintenance, troubleshooting, and warranty information.

lang:en score:12 filesize: 628.3 K page_count: 13 document date: 2021-06-10



[\[pdf\]](#) User Manual Instructions

CI1203 919 047 assets regency fire 80 getattachment 7835b04d 592c 435d b39b 818e753ff550 CI1253 EU manual aspx

Owner s Installation Manual CI1203 / CI1253 Alterra Wood Inserts Tested by: 919-047d Installer: Please complete the details on the back cover and leave this manual with the homeowner. Homeowner: Please keep these instructions for future reference. FPI FIREPLACE PRODUCTS INTERNATIONAL LTD. 6988 ...

lang:en score:12 filesize: 1.73 M page_count: 36 document date: 2018-01-30



[\[pdf\]](#) User Manual Instructions

Ci1150 1 920 842a assets regency fire getattachment 542922d8 4305 4c90 96e8 d9461b89c712 English Manual aspx |||

Owner s Installation Manual Ci1150-1 Alterra Wood Insert Tested by: 0219WN036S 920-842a Installer: Please complete the details on the back cover and leave this manual with the homeowner. Homeowner: Please keep these instructions for future reference. FPI FIREPLACE PRODUCTS INTERNATIONAL LTD. 69... lang:en score:12 filesize: 1.8 M page_count: 40 document date: 2025-04-08



[\[pdf\]](#) User Manual Instructions

Manual Regency Grandview G800EC Gas Fireplace cozycomfortplus 2019 10 ||| Grandview G800EC Gas Fireplace Owners Installation Manual MODEL: G800EC Medium DV Gas Fireplace www.regency-fire.com Warning Fire or Explosion Hazard Failure to follow safety warnings exactly could result in serious injury, death, or property damage. Do not store or use gasoline or other flammab... lang:en score:12 filesize: 8.53 M page_count: 104 document date: 2024-01-15



[\[pdf\]](#) User Manual Instructions

Ci1150 Alterra Wood Insert regencyignite 920 160a FPI FIREPLACE PRODUCTS INTERNATIONAL LTD 6988 Venture St Delta BC Canada V4G 1H4 Alterra® 01 10 22 Owner 39 s Installation Manual Tested by Installer Please complete the details on back cover and leave this manual with homeowner getattachment 15f6deb4 b3ec 48eb bb4d 8dc73bb34bf9 English aspx ||| Owner s Installation Manual Ci1150 Alterra Wood Insert French Manual: https://bit.ly/3rAduEq Manuel en Franais : https://bit.ly/3rAduEq Tested by: Project No. 0219WN027S Installer: Please complete the details on the back cover and leave this manual with the homeowner. Homeowner: Please keep th... lang:en score:12 filesize: 8.96 M page_count: 40 document date: 2022-01-10



[\[pdf\]](#) User Manual Instructions

Owner 39 s Installation Manual Cozy Comfort Plus 919 540b FPI FIREPLACE PRODUCTS
INTERNATIONAL LTD 6988 Venture St Delta BC Canada V4G 1H4 C11200 C11250 Alterra® Wood
Inserts 05 08 17 Tested by Installer Please complete the details on back cover and leave this manual with
homeowner Service Alterra Insert cozycomfortplus 2017 10 |||

Owner s Installation Manual C11200 / C11250 Alterra Wood Inserts Tested by: 919-
540b French Manual Download: <http://ow.ly/ZucMD> Installer: Please complete the
details on the back cover and leave this manual with the homeowner. Homeowner:
Please keep these instructions for future reference. FPI...

lang:en score:12 filesize: 3.71 M page_count: 40 document date: 2017-05-08



[\[pdf\]](#) User Manual Instructions

C11150 Alterra® Wood Insert regencyignite â° 920 160c getattachment 15f6deb4 b3ec 48eb bb4d
8dc73bb34bf9 English Manual.aspx |||

Owner s Installation Manual C11150 Alterra Wood Insert French Manual:
<https://bit.ly/3rAduEq> Manuel en Franais : <https://bit.ly/3rAduEq> Tested by: Project No.
0219WN027S Installer: Please complete the details on the back cover and leave this
manual with the homeowner. Homeowner: Please keep th...

lang:en score:12 filesize: 1.83 M page_count: 40 document date: 2023-10-26



[\[pdf\]](#) User Manual Instructions

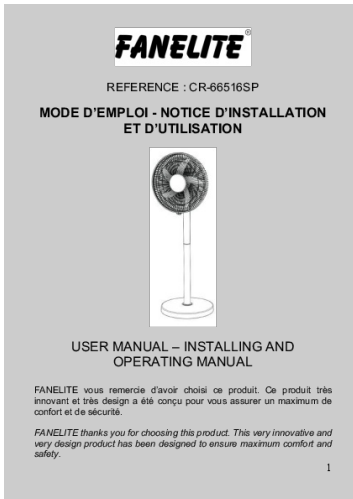
Grandview® G600EC Gas Fireplace Regency Installation Manual lacrossefireplace 2024 11 |||
Grandview G600EC Gas Fireplace Owners Installation Manual MODEL: G600EC
Medium DV Gas Fireplace www.regency-fire.com Warning Fire or Explosion Hazard
Failure to follow safety warnings exactly could result in serious injury, death, or
property damage. Do not store or use gasoline or other flammab...

lang:en score:11 filesize: 7.92 M page_count: 104 document date: 2024-09-24



[\[pdf\]](#) User Manual Instructions

Grandview® G800EC Gas Fireplace 920 125b min mhchomecomfort EN files product manual |||
Grandview G800EC Gas Fireplace Owners Installation Manual MODEL: G800EC
Medium DV Gas Fireplace www.regency-fire.com Warning Fire or Explosion Hazard
Failure to follow safety warnings exactly could result in serious injury, death, or
property damage. Do not store or use gasoline or other flammab...
lang:en score:11 filesize: 9.29 M page_count: 92 document date: 2019-12-26



[\[pdf\]](#) User Manual Specifications

Mode d emploi produit CR 66516SP DC 40 cm Fanelite Manuel fanelite NOTICE D INSTALLATION ET
UTILISATION USER MANUAL 1 day ago — REFERENCE MODE EMPLOI INSTALLING AND
OPERATING FANELITE vous remercie avoir 4 days |||
REFERENCE : CR-66516SP MODE D EMPLOI - NOTICE D INSTALLATION ET D
UTILISATION USER MANUAL INSTALLIN ... dowels adapted to the structure of your
wall. Insert the fan head onto the wall bracket. CEILING / **FLOOR FAN** VERSION
Position the holder correctly on the fan head. Install the 2 side knobs and tighte...
lang:fr score:11 filesize: 544.73 K page_count: 34 document date: 2025-01-20



[\[pdf\]](#) User Manual Instructions

G800EC English Manual Traditional Gas Fireplace G800 Estates Chimney Inc 920 125k estatesfireplace
2023 08 |||
Grandview G800EC Gas Fireplace Owners Installation Manual MODEL: G800EC
Medium DV Gas Fireplace www.regency-fire.com Warning Fire or Explosion Hazard
Failure to follow safety warnings exactly could result in serious injury, death, or
property damage. Do not store or use gasoline or other flammab...
lang:en score:11 filesize: 8.6 M page_count: 104 document date: 2023-07-25



[pdf] User Manual Instructions

G800EH English Manual Traditional Gas Fireplace G800 Estates Chimney Inc 920 614a estatesfireplace 2023 08 |||

Grandview G800EH Gas Fireplace Owners Installation Manual MODEL: G800EH Medium DV Gas Fireplace www.regency-fire.com Warning Fire or Explosion Hazard Failure to follow safety warnings exactly could result in serious injury, death, or property damage. Do not store or use gasoline or other flammab...

lang:en score:11 filesize: 9.04 M page_count: 104 document date: 2023-07-25



[pdf] Borchure

Brochure Floor Fan Portacool iok1006 PAC163SVTPort A Cool PAC163SVT156224secure img1 ag wfdcn dm document 9260b07e f3d2 2833 a73b 19924a39125f 156224 |||

About Us PORT-A-COOL The Port-A-Cool, LLC offices and manufacturing facilities are located in Center, Texas. The 362,975 square foot facility houses the entire manufacturing plant for Port-A-Cool portable evaporative cooling units, KL pads cooling media, and rotational molded products. Port-A-Co...

lang:en score:11 filesize: 5.14 M page_count: 12 document date: 2013-02-14



[pdf] User Manual Instructions

G600EC 920 271d assets regency fire getattachment 0890cdb c26f 46b4 a6d7 3bc02d463814 English Manual aspx

Grandview G600EC Gas Fireplace Owners Installation Manual MODEL: G600EC Medium DV Gas Fireplace www.regency-fire.com Warning Fire or Explosion Hazard Failure to follow safety warnings exactly could result in serious injury, death, or property damage. Do not store or use gasoline or other flammab...

lang:en score:11 filesize: 8.16 M page_count: 104 document date: 2021-11-18



[\[pdf\]](#) User Manual Instructions

G600EC English Manual Traditional Gas Fireplace G600 Estates Chimney Inc 920 271h estatesfireplace 2023 08 |||

Grandview G600EC Gas Fireplace Owners Installation Manual MODEL: G600EC Medium DV Gas Fireplace www.regency-fire.com Warning Fire or Explosion Hazard Failure to follow safety warnings exactly could result in serious injury, death, or property damage. Do not store or use gasoline or other flammab...

lang:en score:11 filesize: 8 M page_count: 104 document date: 2023-06-29



[\[pdf\]](#) User Manual Instructions

C11250 Alterra Wood Insert assets regency fire 919 540d FPI FIREPLACE PRODUCTS

INTERNATIONAL LTD 6988 Venture St Delta BC Canada V4G 1H4 Alterra® 01 28 21 Owner 39 s

Installation Manual Tested by Installer Please complete the details on back cover and leave this manual with homeowner getattachment b0083a37 9a4f 4af9 b8b3 2635367364a3 C11200 English aspx 80 Login Regency Ignite Dealer This wood heater has a manufacturer set minimum low burn rate that must not be altered It is against federal regulations to alter setting or |||

Owner s Installation Manual C11250 Alterra Wood Insert Tested by: 919-540d French Manual Download: <http://ow.ly/ZucMD> Installer: Please complete the details on the back cover and leave this manual with the homeowner. Homeowner: Please keep these instructions for future reference. FPI FIREPLACE...

lang:en score:10 filesize: 8.65 M page_count: 36 document date: 2021-01-28



[\[pdf\]](#) Specifications Warranty

20" HIGH VELOCITY OSCILLATING WALL MOUNT FAN AWS Exclusively distributed by Hawthorne Hydroponics LLC a subsidiary of The Gardening Company 3204 NW 38th Circle Vancouver WA 98660 736489_HurricaneProWallFan20SpecSheet_201217 v 0 cdn accentuate io 6551561830499 1617648406895

20 HIGH VELOCITY OSCILLATING WALL MOUNT FAN 20 HIGH VELOCITY OSCILLATING WALL MOUNT FAN ALL METAL ... ranties. #HGC736489 CHECK OUT THESE OTHER GREAT HURRICANE PRO FANS HIGH VELOCITY ORBITAL WALL / **FLOOR FAN** 16 Item No. HGC736491 ORBITAL WALL / **FLOOR FAN** 20 Item No. HGC736492 OSCILLATING METAL...

lang:en score:10 filesize: 12.41 M page_count: 2 document date: 2021-02-18




[\[pdf\]](#) User Manual Instructions

G600EC English Manual Regency® Grandview™ Gas Fireplace Safe Home 920 271j safefireplace
ca 2024 07 |||

Grandview G600EC Gas Fireplace Owners Installation Manual MODEL: G600EC
Medium DV Gas Fireplace www.regency-fire.com Warning Fire or Explosion Hazard
Failure to follow safety warnings exactly could result in serious injury, death, or
property damage. Do not store or use gasoline or other flammab...

lang:en score:10 filesize: 7.92 M page_count: 104 document date: 2024-07-11



[Roughing It Smoothly Magazine - Spring 2020 Issue](#)

Explore the Spring 2020 issue of Roughing It Smoothly, the official quarterly journal
for Tiffin Motorhome owners. Features include the 2021 Allegro RED 340 38LL, a
travel guide to Québec City, owner profiles, classic car features, and RV lifestyle
insights.

lang:en score:10 filesize: 17.46 M page_count: 75 document date: 2020-04-26



[\[pdf\]](#) User Manual Instructions

Regency Grandview G800EH Gas Fireplace Manual Fireplaces Top Selling in Toronto The GTA
Traditional Cozy Comfort Plus cozymcomfortplus 2024 02 |||

Grandview G800EH Gas Fireplace Owners Installation Manual MODEL: G800EH
Medium DV Gas Fireplace www.regency-fire.com Warning Fire or Explosion Hazard
Failure to follow safety warnings exactly could result in serious injury, death, or
property damage. Do not store or use gasoline or other flammab...

lang:en score:10 filesize: 9.23 M page_count: 108 document date: 2024-01-17