

TREBLAB WX8

TREBLAB WX8 True Wireless Earbuds Instruction Manual

Model: WX8 | Brand: TREBLAB

1. INTRODUCTION

The TREBLAB WX8 True Wireless Earbuds are designed to deliver a balanced audio experience with crystal-clear sound, dynamic frequencies, and powerful bass. Featuring a built-in microphone, these earbuds are suitable for calls, meetings, and media consumption. They offer extended battery life, robust waterproofing, and intuitive touch controls for seamless interaction.



Figure 1: TREBLAB WX8 True Wireless Earbuds in their charging case.

2. WHAT'S IN THE BOX

- TREBLAB WX8 Earbuds
- Portable Wireless Charging Case
- 3 Sizes of Silicone Eartips (S, M, L)
- USB-C Charging Cable
- User Manual
- Quick Start Guide
- Sticker



Figure 2: Contents of the TREBLAB WX8 package.

3. PRODUCT OVERVIEW

Earbuds Features

- **Balanced Sound:** Crystal-clear audio with optimal balance across frequencies.
- **Built-in Microphone:** High-quality microphone for clear calls and voice commands.
- **IPX8 Waterproof:** Protection against water damage up to 3 feet for 30 minutes. Suitable for use in rain, shower, or pool (earbuds only, not the case).
- **Ergonomic Design:** Ultra-lightweight (0.16 oz each) with 3 sizes of silicone ear tips for a secure and comfortable fit, providing passive noise cancellation.
- **Touch Control:** Multi-functional touch panel for playback, calls, and voice assistant activation.

Charging Case Features

- **Extended Battery Life:** Provides up to 28 hours of total playtime with multiple charges.
- **Fast Charging:** Earbuds fully recharge in 1 hour.
- **Wireless & USB-C Charging:** Supports both wireless (5W) and USB-C charging for convenience.

TREBLAB WX8

TRUE WIRELESS EARBUDS



Wireless quick charge



Multi-functional touch control



IPX8 waterproof design



Up to 28h play time with charging case



Hands-free calling



Bluetooth 5.1 connectivity



Ergonomic design



Figure 3: Key features of TREBLAB WX8 Earbuds and Charging Case.


4. SETUP

4.1. Initial Charge

Before first use, fully charge the earbuds and the charging case. Connect the USB-C cable to the charging case and a power source, or place the case on a wireless charging pad. The indicator light will show charging status.

4.2. Fitting the Earbuds

Select the silicone ear tips that provide the most comfortable and secure fit for your ears. A proper fit is crucial for optimal sound quality and passive noise cancellation. Gently insert the earbuds into your ear canal and twist slightly to secure them.



ALL DAY COMFORT



ERGONOMIC
SHAPE



LIGHTWEIGHT .16 OZ
DESIGN



3 INCLUDED SIZES OF
SILICONE EARTIPS

Figure 4: Achieving an all-day comfortable fit with ergonomic design and various eartip sizes.

4.3. Pairing with a Device

1. Take both earbuds out of the charging case. They will automatically enter pairing mode.
2. On your smart device (phone, tablet, laptop), enable Bluetooth.
3. Search for available devices and select "TREBLAB WX8".
4. Once connected, you will hear a voice prompt confirming successful pairing.



Figure 5: Quick and reliable Bluetooth 5.1 connection with various smart devices.

5. OPERATING INSTRUCTIONS

The TREBLAB WX8 earbuds feature intuitive touch controls on both earbuds for easy management of audio playback, calls, and voice assistant functions.

5.1. Touch Controls

Function	Operation
Power On	Take earbuds out of case or tap and hold touch panels of both earbuds for 2 seconds.
Power Off	Put earbuds back into case or tap and hold touch panels of both earbuds for 4 seconds (when no media is playing).
Play/Pause	Tap either earbud's touch panel once.
Next Track	Double-tap the right earbud's touch panel.

Function	Operation
Previous Track	Double-tap the left earbud's touch panel.
Volume +	Tap on the right earbud's touch panel and hold until desired volume level.
Volume -	Tap on the left earbud's touch panel and hold until desired volume level.
Answer a Phone Call	Tap either earbud's touch panel during an incoming call.
Reject a Phone Call	Tap either earbud's touch panel and hold for 1 second during an incoming call.
Hang Up	Tap either earbud's touch panel and hold for 1 second when on a call.
Voice Assistant Activation	Tap either earbud's touch panel three times.
Disconnect	Tap either earbud's touch panel five times when earbuds are connected to source device.
Factory Reset	Tap either earbud's touch panel seven times when earbuds are not connected to source device.



Figure 6: Full control with a touch panel on the earbuds.

5.2. Official Product Video: TREBLAB WX8 Overview and Mic Test

Your browser does not support the video tag.

Video 1: This video provides a comprehensive review of the TREBLAB WX8 earbuds, including unboxing, setup, demonstration of touch controls, and a microphone quality test. It offers practical insights into the product's functionality.

6. CHARGING

The TREBLAB WX8 earbuds and their charging case offer flexible charging options to ensure you're always ready for use.

6.1. Charging the Earbuds

Place the earbuds into the charging case. Ensure they are properly seated so the charging contacts

align. The earbuds will begin charging automatically.

6.2. Charging the Case

- **USB-C Charging:** Connect the provided USB-C cable to the charging port on the case and to a compatible USB power adapter.
- **Wireless Charging:** Place the charging case on a Qi-compatible wireless charging pad. Ensure the case is centered on the pad for efficient charging.

A full charge for the case takes approximately 1 hour. The case stores enough power for up to 4 additional charges for your earbuds, extending total playtime to 28 hours.



Figure 7: Charging options for the TREBLAB WX8 earbuds and case.

7. MAINTENANCE

Proper maintenance ensures the longevity and optimal performance of your TREBLAB WX8 earbuds.

7.1. Waterproofing

The earbuds are IPX8 waterproof, meaning they can withstand submersion in water up to 3 feet (1 meter) for up to 30 minutes. They are suitable for use in rain, during sports activities, or in the shower/pool. **Note: The charging case is NOT waterproof.**

IPX8 WATERPROOF DESIGN FOR ANY ACTIVITY



Figure 8: IPX8 waterproof design for various activities.

7.2. Cleaning

Regularly clean the earbuds and charging case to prevent debris buildup. Use a soft, dry, lint-free cloth. For ear tips, remove them from the earbuds and clean with mild soap and water, then dry thoroughly before reattaching.

8. TROUBLESHOOTING

If you encounter issues with your TREBLAB WX8 earbuds, try the following steps:







- **No Sound/Pairing Issues:** Ensure earbuds are charged. Turn off and on your device's Bluetooth. Perform a factory reset (refer to Operating Instructions).
- **One Earbud Not Working:** Place both earbuds back in the case, close it, then open and take them out again. Re-pair with your device.
- **Charging Problems:** Check the USB-C cable connection. Ensure the wireless charging pad is active and the case is correctly placed. Clean charging contacts on earbuds and case.
- **Uncomfortable Fit:** Try different sizes of silicone ear tips provided in the box to find the best fit.

9. SPECIFICATIONS

Feature	Specification
Model Name	WX8
Connectivity Technology	Bluetooth 5.1
Wireless Range	10 meters (33 feet)
Battery Life (Earbuds)	Up to 7 hours on a single charge
Total Playtime (with Case)	Up to 28 hours
Charging Time	1 hour (earbuds and case)
Charging Type	USB-C, Wireless (5W)
Water Resistance Level	IPX8 (earbuds only)
Noise Control	Sound Isolation, Noise Reduction
Control Method	Touch
Item Weight	1.4 ounces
Material	Plastic, Silicone
UPC	719281869182

10. WARRANTY & SUPPORT

TREBLAB WX8 earbuds come with a **1-YEAR WARRANTY** and **30-DAY RETURNS**, ensuring a risk-free purchase. For any support or warranty claims, please refer to the contact information provided in your Quick Start Guide or visit the official TREBLAB website.

	<p>TREBLAB X8 True Wireless Earbuds User Manual</p> <p>Comprehensive user manual for the TREBLAB X8 True Wireless Earbuds, detailing features like Active Noise Cancelling, Bluetooth 5.4, IPX5 waterproofing, 40-hour playtime, and dual ENC mics for optimal audio and comfort during sports and travel.</p>
	<p>TREBLAB X3-Pro Wireless Earbuds User Manual</p> <p>Comprehensive user manual for the TREBLAB X3-Pro wireless earbuds, covering setup, pairing, audio playback, call management, gaming mode, troubleshooting, cleaning, safety, and specifications.</p>
	<p>TREBLAB X3 Pro Quick Start Guide</p> <p>Get started quickly with your TREBLAB X3 Pro True Wireless Earbuds. This guide provides essential setup, pairing, and control information for your earbuds.</p>
	<p>TREBLAB Z7-Pro Wireless ANC Headphones User Manual</p> <p>User manual for TREBLAB Z7-Pro Wireless ANC Headphones, covering setup, features like Active Noise Cancellation, multipoint connection, audio playback, phone calls, voice assistant, charging, troubleshooting, and safety information.</p>
	<p>TREBLAB X5 (2020) True Wireless Earbuds with Microphone - Bluetooth 5.0, 35H Playtime</p> <p>Discover the TREBLAB X5 (2020) true wireless earbuds featuring Bluetooth 5.0, up to 35 hours of playtime with the charging case, superior sound quality, and a comfortable ergonomic design for music, calls, and more.</p>
	<p>TREBLAB X3-Pro Quick Start Guide and User Manual</p> <p>Get started quickly with the TREBLAB X3-Pro true wireless earbuds. This guide covers initial setup, pairing, and essential controls for power, playback, calls, and modes.</p>