

## Sonim XP8

# Sonim XP8 XP8800 Rugged Smartphone User Manual

Model: XP8 | Brand: Sonim

## 1. INTRODUCTION AND OVERVIEW

The Sonim XP8 XP8800 is an ultra-rugged smartphone designed for demanding environments. It meets advanced performance standards including MIL-STD-810G, IP68, IP69, and Non-Incendive Class I, II, and III Div 2, ensuring durability against drops, water, dust, and extreme temperatures. This device is engineered for reliable communication and productivity in challenging conditions.

Key features include a responsive touchscreen operable with gloves or when wet, tactile controls, dedicated Push-To-Talk (PTT) and emergency buttons, and a long-lasting 4900mAh removable battery. Advanced noise cancellation technology ensures clear audio in noisy environments, and the SecureAudio Connector allows for specialized audio accessories.

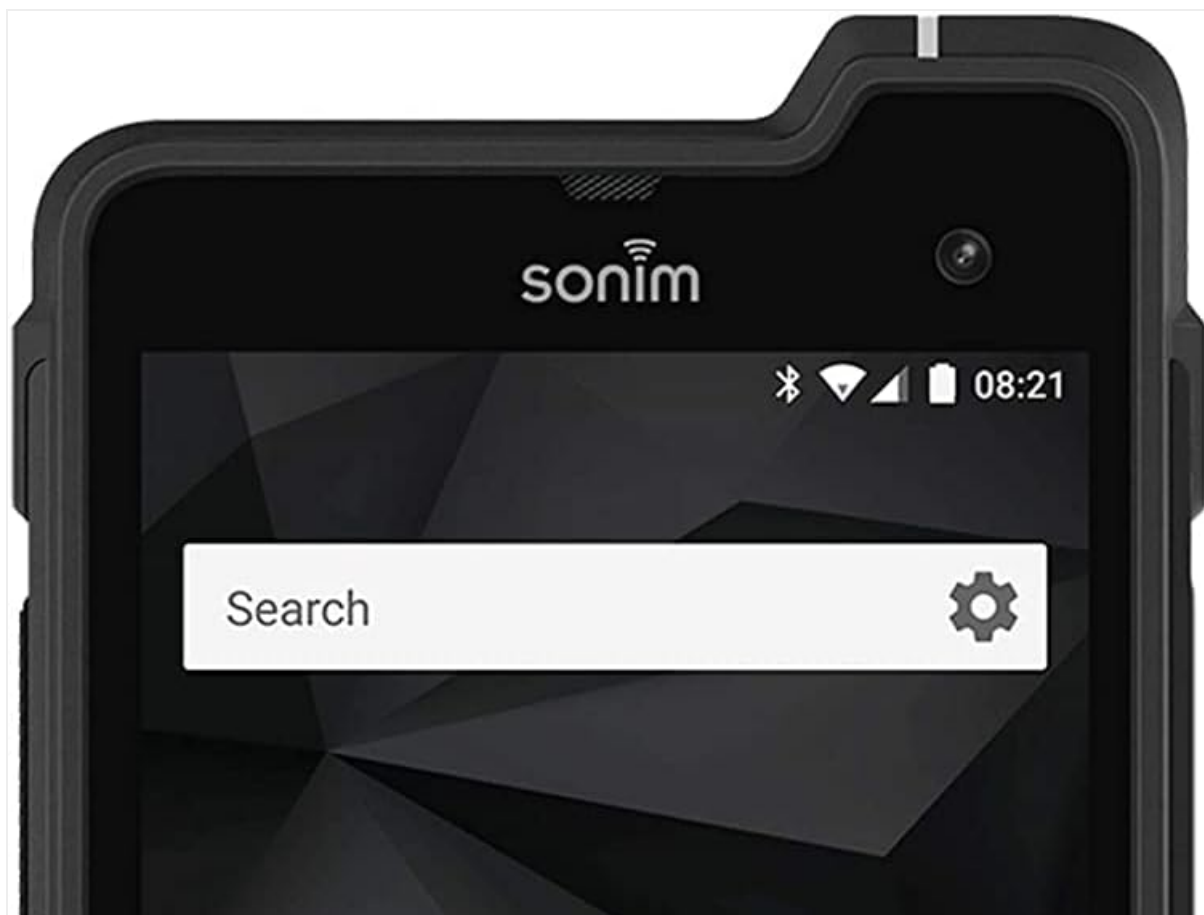




Figure 1: Front view of the Sonim XP8 XP8800 rugged smartphone displaying its home screen with app icons.

## 2. DEVICE SETUP

### 2.1. Battery Installation

1. Locate the battery compartment on the rear of the device.
2. Carefully remove the battery cover.
3. Insert the 4900mAh Li-Ion removable battery, ensuring proper alignment of the contacts.
4. Replace the battery cover securely to maintain water and dust resistance.

### 2.2. SIM Card and MicroSD Card Installation

1. With the battery removed, locate the SIM card slot(s) and MicroSD card slot. The Sonim XP8 supports Dual-SIM

functionality.

2. Insert your Verizon Wireless 4G LTE SIM card(s) into the designated slots.
3. If desired, insert a MicroSD card (up to 128GB) into its slot for expanded storage.
4. Reinstall the battery and battery cover.

### 2.3. Initial Power-On and Configuration

1. Press and hold the Power button until the Sonim logo appears.
2. Follow the on-screen prompts to complete the initial Android N setup, including language selection, Wi-Fi connection, and Google account login.
3. Ensure the device is connected to a network to receive necessary updates.

## 3. OPERATING INSTRUCTIONS

---

### 3.1. Basic Navigation

- **Touchscreen:** The 5.0-inch Gorilla Glass 3 screen is responsive even with gloved or wet hands.
- **Physical Buttons:** Utilize the tactile controls and dedicated buttons for navigation and specific functions.

### 3.2. Communication Features

- **Calls:** Make and receive calls using the standard phone application. Noise cancellation technology enhances call clarity in loud environments.
- **Push-To-Talk (PTT):** The dedicated PTT button allows for instant communication, functioning like a walkie-talkie when configured with compatible services.
- **Emergency Communications:** Dedicated buttons can be configured for emergency calls or alerts.

### 3.3. Camera Usage

- The device features a 12MP PDAF Rear Camera with Flash and an 8MP FF Front Camera.
- Open the Camera application to capture photos and videos.

### 3.4. Connectivity

- **4G LTE:** Connects to Verizon Wireless 4G LTE networks for cellular data and calls.
- **Wi-Fi:** Connect to available Wi-Fi networks via the Settings menu.
- **Mobile Hotspot:** Share your device's cellular data connection with other devices.

### 3.5. SecureAudio Connector

The proprietary SecureAudio Connector allows for attachment of specialized audio accessories, providing enhanced audio performance and secure connections in challenging conditions. This device does not feature a standard headphone jack.

Your browser does not support the video tag.

Video 1: A short video showcasing the Sonim XP8 XP8800 smartphone, emphasizing its features and compatibility with Verizon Wireless.

## 4. MAINTENANCE

---

- **Cleaning:** Due to its IP68/IP69 rating, the device can be rinsed with water to remove dirt and debris. Ensure all ports are securely closed before exposure to liquids. Avoid harsh chemicals.
- **Battery Care:** The removable battery allows for replacement. To maximize battery life, avoid extreme temperatures

and fully discharging the battery frequently. Use the Quick Charge 4.0 via USB-C for efficient charging.

## 5. TROUBLESHOOTING

- **No Signal:** Verify SIM card installation. If in a remote area, the Sonim XP8 is designed for enhanced signal reception; however, extreme remoteness may still affect connectivity.
- **Device Unresponsive:** Perform a soft reset by holding the power button. If unresponsive, remove and reinsert the battery.
- **Battery Draining Quickly:** Check background applications and adjust screen brightness. Consider replacing the battery if it's old or significantly degraded.
- **Touchscreen Issues:** Ensure the screen is clean and dry. If wearing gloves, ensure they are compatible with capacitive touchscreens or use physical buttons.

## 6. SPECIFICATIONS

Feature	Detail
Model Number	XP8
Operating System	Android N (Android 7.0)
Display	5.0 Inches Gorilla Glass 3 Screen, FHD 1080 x 1920, 16.7M Colors
Processor	Qualcomm Snapdragon 630 CPU (4x 2.2 GHz ARM Cortex-A53, 4x 1.8 GHz ARM Cortex-A53)
RAM	4 GB
Internal Storage	64 GB
Expandable Storage	Up to 128GB MicroSD Slot
Rear Camera	12MP PDAF with Flash
Front Camera	8MP FF
Battery	4900mAh Li-Ion Removable Battery, Quick Charge 4.0 via USB-C
Talk Time	Up to 35 Hours
Standby Time	Up to 600 Hours
Dimensions	5.95 x 3.13 x 0.71 inches (79.5 x 152 x 18 mm)
Weight	1.01 pounds (335 g)
Ruggedness Standards	MIL-STD-810G, IP68, IP69, Non-Incendive Class I, II, and III Div 2
Connectivity	Verizon Wireless 4G LTE, Wi-Fi, GPS
Audio Jack	No standard headphone jack (uses proprietary SecureAudio Connector)

## 7. WARRANTY AND SUPPORT






This Sonim XP8 smartphone is a renewed product. Amazon Renewed products are professionally inspected and tested to work and look like new by Amazon-qualified suppliers.

Your purchase is eligible for Amazon Renewed coverage, which includes a return policy allowing for a refund or replacement within 90 days of receipt if the product does not work as expected. For further support or warranty claims,

please refer to your Amazon Renewed purchase details or contact Amazon customer service.



Related Documents - XP8

	<p><a href="#">Sonim XP8 User Guide</a></p> <p>This user guide provides detailed instructions and information for the Sonim XP8 (XP8800) rugged LTE smartphone. Learn about setup, features, safety, and support from Sonim Technologies.</p>
	<p><a href="#">Sonim XP8 User Guide</a></p> <p>A comprehensive user guide for the Sonim XP8 (XP8800) mobile phone, covering setup, features, safety guidelines, battery usage, and regulatory information.</p>
	<p><a href="#">Sonim XP Pro Thermal Uživatelská Příručka: Odolný 5G Chytrý Telefon s Termokamerou</a></p> <p>Komplexní uživatelská příručka pro Sonim XP Pro Thermal, robustní 5G smartphone s termokamerou (X802). Zahrnuje nastavení, funkce, bezpečnostní pokyny a tipy pro maximální využití odolného zařízení.</p>
	<p><a href="#">Sonim XP7 User Guide: Comprehensive Manual for Your Rugged Smartphone</a></p> <p>This user guide provides detailed instructions and safety information for the Sonim XP7 rugged smartphone, covering setup, features, settings, and warranty.</p>
	<p><a href="#">Sonim XP Pro 5G User Guide</a></p> <p>Comprehensive user guide for the Sonim XP Pro 5G ultra-rugged smartphone, covering setup, features, specifications, and support information.</p>



### [Sonim XP Pro User Guide](#)

Comprehensive user guide for the Sonim XP Pro ultra-rugged 5G smartphone, covering setup, features, and support information.