

## Smartwares FGA-13081

# Smartwares FGA-13081 Carbon Monoxide Detector User Manual

Model: FGA-13081

## INTRODUCTION

Carbon monoxide (CO) is a highly toxic gas that is odorless, tasteless, and colorless. It cannot be detected by human senses, making a reliable detector essential. The Smartwares FGA-13081 Carbon Monoxide Detector is designed to alert you to dangerous levels of CO in your home, helping to prevent CO poisoning.

## IMPORTANT SAFETY INFORMATION

Carbon monoxide is particularly dangerous when heating sources are not properly maintained, as CO can be released. This detector provides a crucial early warning.

- This device is designed to detect carbon monoxide gas. It is not a smoke detector or a fire alarm.
- Do not paint the detector.
- Do not use cleaning products on the detector.
- Regular testing and maintenance are essential for proper functioning.

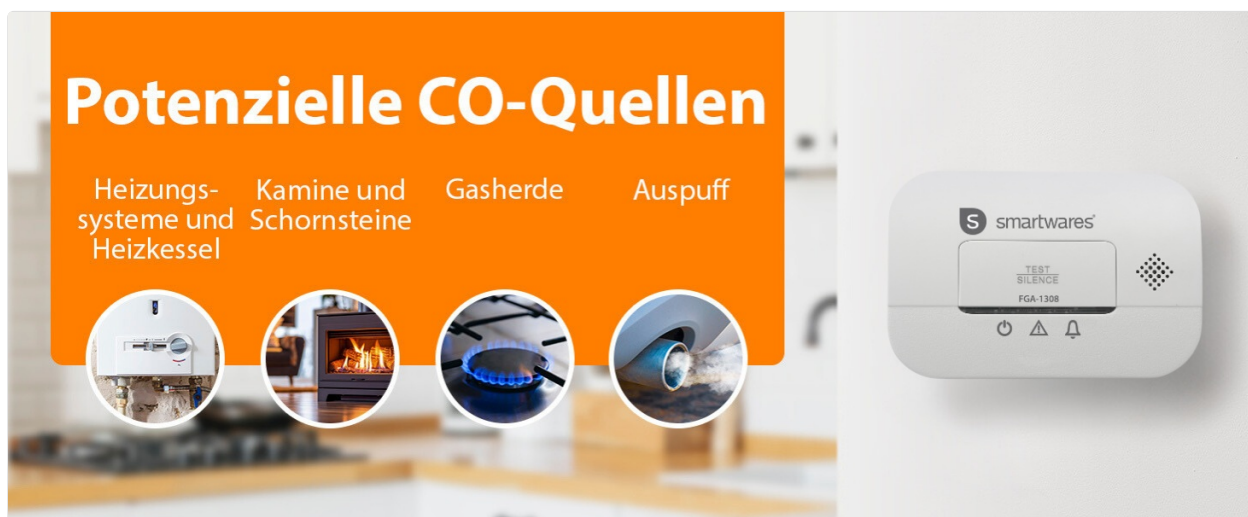


Image description: This diagram illustrates common sources of carbon monoxide, including heating systems, fireplaces, gas stoves, and vehicle exhaust, emphasizing the need for a CO detector in proximity to these potential hazards.

## PRODUCT FEATURES

---

- Loud 85 dB alarm to alert occupants.
- 10-year sensor lifespan.
- Replaceable batteries with a 3-year lifespan (included).
- Low battery warning signal.
- Suitable for rooms between 20 m<sup>2</sup> and 40 m<sup>2</sup>.
- Easy installation with included mounting materials.



Image description: This image highlights the key features of the Smartwares CO detector, including its CO alarm function, 10-year sensor, LED indicators, and high efficiency.

## PACKAGE CONTENTS

---

- Carbon Monoxide Detector
- Battery
- User Manual
- Mounting Materials (screws)

## SETUP AND INSTALLATION

---

1. **Choose Location:** The detector functions optimally when mounted on the ceiling, at least 1.85 meters (approximately 6 feet) above the heating source. Ideal locations include near a water heater or gas oven in the kitchen.
2. **Mounting:** Use the provided screws to securely mount the detector to the ceiling or wall.
3. **Battery Installation:** Install the included battery. The detector will emit a short beep when the battery is nearly empty, indicating it's time for replacement.



Image description: A front view of the Smartwares FGA-13081 Carbon Monoxide Detector, showing the 'TEST SILENCE' button and indicator lights.



Image description: This diagram illustrates the recommended placement of a CO detector on a wall, specifically near a boiler, to ensure maximum safety.

## OPERATING INSTRUCTIONS

---

The detector is designed for continuous operation.

### Alarm Signal

The detector will emit a loud 85 dB alarm when the carbon monoxide concentration exceeds safe levels.

### Low Battery Warning

A short beep will sound when the battery is nearly empty. Replace the battery promptly to ensure continuous protection.

### Testing the Detector

Test the detector monthly by pressing the test button to ensure it is functioning correctly.



Image description: This image displays the LED indicators for the CO detector, showing different states such as normal operation (green checkmark), low battery/fault (yellow battery icon), and CO alarm (red cloud with exclamation mark).

## MAINTENANCE

Dust and dirt can affect the detector's performance.

- **Monthly Cleaning:** Clean the detector monthly with a damp cloth.
- **Bi-annual Cleaning:** Clean the detector every six months with a vacuum cleaner to remove accumulated dust.
- **Do Not Use:** Avoid using cleaning products or painting the detector.
- **Monthly Test:** Test the carbon monoxide detector monthly to confirm proper operation.

## TROUBLESHOOTING

### Alarm Sounds

If the alarm sounds, immediately evacuate the premises and seek fresh air. Contact emergency services or a qualified technician to investigate the source of carbon monoxide.

### Low Battery Warning

If the detector emits a short beep, replace the battery as soon as possible.

### Detector Malfunction

If the detector indicates a fault (e.g., a persistent error signal), replace the unit.

## SPECIFICATIONS




Feature	Detail
Manufacturer	Smartwares




Feature	Detail
Product Dimensions (L x W x H)	4 x 11 x 8 cm
Weight	100 grams
Model Number	FGA-13081
Color	White
Power Source	Battery Powered
Voltage	3 Volts
Special Features	Timely warning against excess carbon monoxide
Battery Included	Yes
Battery Composition	Alkaline
Sensor Lifespan	10 years

### WARRANTY AND SUPPORT

Spare parts availability: 1 Year. For technical support or warranty claims, please refer to the contact information provided with your purchase or visit the Smartwares official website.

### Related Documents - FGA-13081

	<p><a href="#">Smartwares FGA-1304 Carbon Monoxide Detector Manual</a></p> <p>This manual provides comprehensive instructions for the Smartwares FGA-1304 battery-powered carbon monoxide (CO) detector. It details installation, operation, testing, maintenance, safety warnings, and technical specifications to ensure users can safely and effectively operate the device for detecting dangerous levels of carbon monoxide in residential settings.</p>
	<p><a href="#">Smartwares FGA-1304 Carbon Monoxide Detector User Manual</a></p> <p>Comprehensive user manual for the Smartwares FGA-1304 Carbon Monoxide Detector, covering installation, operation, safety, and maintenance to ensure home safety against carbon monoxide poisoning.</p>
	<p><a href="#">Smartwares FGA-1305 Carbon Monoxide Detector User Manual</a></p> <p>Comprehensive user manual for the Smartwares FGA-1305 battery-powered carbon monoxide detector, including installation, operation, maintenance, and safety information.</p>

	<p><a href="#">Smartwares FGA-1304 Carbon Monoxide Detector Manual</a></p> <p>User manual for the Smartwares FGA-1304 Carbon Monoxide Detector, providing instructions on installation, operation, maintenance, and safety precautions. Includes technical specifications and troubleshooting information.</p>
	<p><a href="#">Smartwares FGA-1305 Carbon Monoxide Detector User Manual</a></p> <p>Comprehensive user manual for the Smartwares FGA-1305 battery-powered carbon monoxide detector, covering installation, operation, maintenance, safety warnings, and technical specifications.</p>
	<p><a href="#">Smartwares FGA-1304 Carbon Monoxide Detector Manual</a></p> <p>This manual provides instructions for the Smartwares FGA-1304 Carbon Monoxide Detector, including installation, operation, maintenance, and safety information. Learn about the symptoms of CO poisoning, proper placement of the detector, and what to do in case of an alarm.</p>