

Boult AirBass Propods X

Boult Audio Airbass Propods X User Manual

Model: AirBass Propods X

PRODUCT OVERVIEW

The Boult Audio Airbass Propods X are truly wireless in-ear earbuds designed for a seamless audio experience. They feature Bluetooth 5.0 connectivity, touch controls, voice assistant compatibility, and IPX5 water resistance, making them suitable for various activities and environments. The earbuds offer extended playtime with their charging case and support fast charging.



Image: Boult Audio Airbass Propods X earbuds in their charging case.

WHAT'S IN THE BOX

- Propods X Earphones
- Charging Case
- Extra Pair of Eartips
- Charging Cable (Type-C)
- User Manual

SETUP GUIDE

1. Initial Charging

Before first use, fully charge the Boult Audio Airbass Propods X earbuds and their charging case. Connect the provided Type-C charging cable to the charging port on the case and a compatible USB power source. The LED indicators on the

case will show the charging status. A full charge provides up to 32 hours of total playtime with the charging case.

Extra Power

10 = 100

mins = mins playback





Fastest ever
Type-C charging

Image: Illustration of fast charging capability, showing 10 minutes of charge provides 100 minutes of playback.

2. Pairing with Your Device

1. Open the charging case. The earbuds will automatically power on and enter pairing mode.
2. On your smartphone or Bluetooth-enabled device, navigate to the Bluetooth settings.
3. Search for "Boult Audio Airbass Propods X" in the list of available devices.
4. Select the device name to connect. A voice prompt will confirm successful pairing.
5. Once paired, the earbuds will automatically connect to the last paired device when taken out of the case.

3. Optimal Fit


For the best sound quality and secure fit, choose the earbud tips that fit most snugly in your ears. The package includes extra pairs of eartips of different sizes. A proper fit is crucial for optimal audio performance and call clarity.

OPERATING INSTRUCTIONS


Touch Controls


The Boult Audio Airbass Propods X feature intuitive touch controls on each earbud. Refer to the following table for common functions:


Action	Function
Single Tap (Left/Right Earbud)	Play/Pause Music, Answer/End Call
Double Tap (Right Earbud)	Next Track
Double Tap (Left Earbud)	Previous Track
Triple Tap (Left/Right Earbud)	Activate Voice Assistant (Siri/Google Assistant)
Long Press (Left/Right Earbud)	Reject Call




Touch Control Technology











Voice Assistant

Activate Google & Siri by a Triple tap on the earbuds

 Hey Siri

 Ok Google

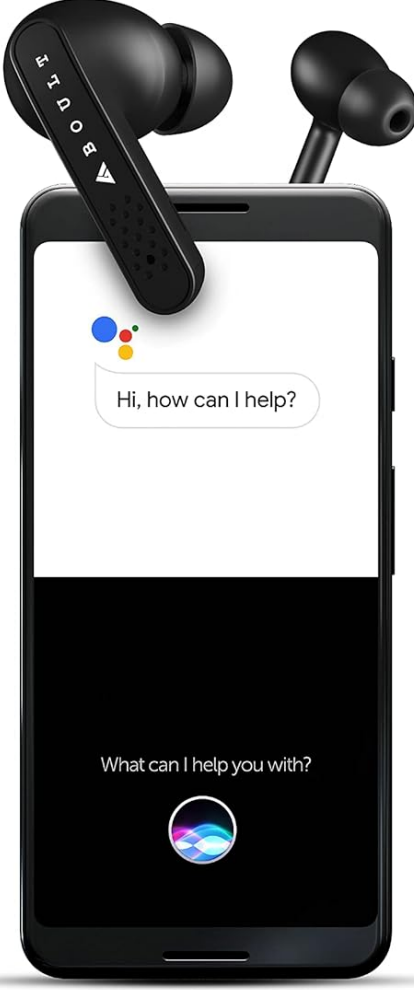


Image: Visual representation of touch control areas and voice assistant activation.

Monopod Feature

The earbuds can be used independently after successful pairing. This allows you to use either the left or right earbud as a monopod for listening to music or taking calls, while the other earbud remains in the charging case or is not in use.

BATTERY LIFE AND CHARGING

The Boult Audio Airbass Propods X offer impressive battery performance:

- Up to 8 hours of playback time on a single charge for the earbuds.
- Total playtime of up to 32 hours with multiple charges from the portable charging case.
- Fast charging via Type-C port: A quick 10-minute charge can provide approximately 100 minutes of playback.

Extra Battery



32hr Playtime

32hr Total Playtime

8hr Playtime in Single Charge

Image: Visual depicting 32 hours of total playtime and 8 hours of playtime per single charge.

WATER RESISTANCE (IPX5)

The earbuds are rated IPX5 water resistant, meaning they can withstand splashes of water from any direction. This makes them suitable for use during workouts, light rain, or other outdoor activities. **Note:** IPX5 rating does not mean they are waterproof for submersion. Do not immerse the earbuds in water.

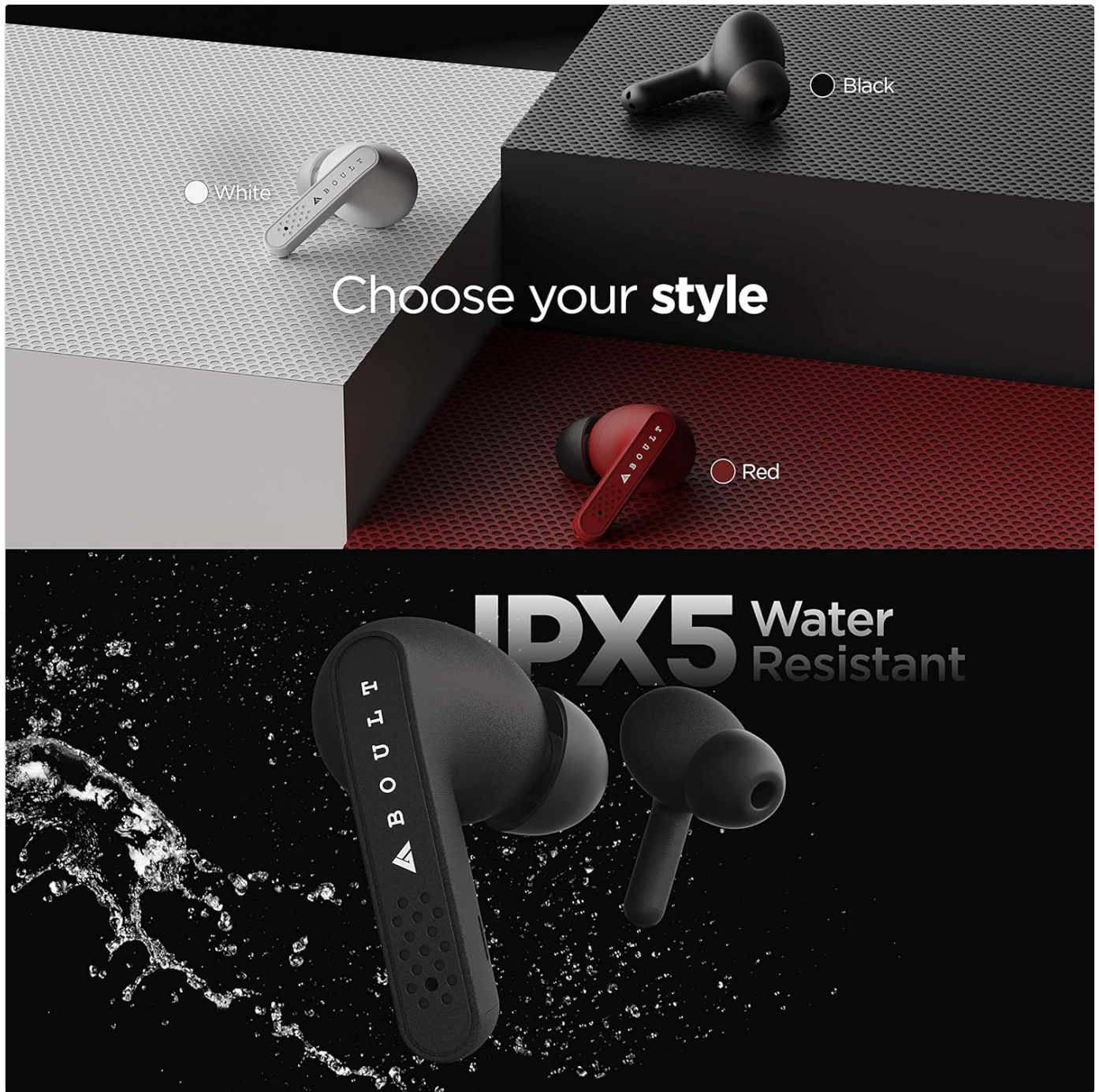


Image: Earbuds shown with water splashes, illustrating IPX5 water resistance.

MAINTENANCE AND CARE

- Keep the earbuds and charging case clean and dry. Use a soft, dry cloth to wipe them.
- Avoid exposing the device to extreme temperatures, humidity, or corrosive materials.
- Do not use abrasive cleaners or solvents.
- Store the earbuds in their charging case when not in use to protect them and keep them charged.
- Regularly clean the ear tips and charging contacts to ensure proper function and hygiene.

TROUBLESHOOTING

Problem	Possible Solution
Earbuds not pairing	Ensure earbuds are charged. Place them back in the case, close, then reopen. Delete "Boult Audio Airbass Propods X" from your device's Bluetooth list and try pairing again.
Only one earbud working	Ensure both earbuds are charged. Place both earbuds back in the case, close the lid for 5 seconds, then open. This often re-syncs them. If issues persist, try resetting the earbuds (refer to manufacturer's specific reset instructions if available).
Low volume or poor sound quality	Adjust volume on your device. Ensure earbuds are properly seated in your ears and try different sized ear tips. Clean any debris from the earbud speakers.
Earbuds not charging	Ensure the charging cable is securely connected. Check if the charging case has power. Clean the charging contacts on both the earbuds and the case.
Voice assistant not responding	Ensure the earbuds are connected to your device. Perform the triple-tap gesture correctly. Check your device's settings to ensure voice assistant is enabled and configured.

PRODUCT SPECIFICATIONS

Feature	Detail
Model Name	AirBass Propods X
Connectivity Technology	Bluetooth 5.0
Wireless Communication Technology	Bluetooth
Charging Time (Total Playtime)	Up to 32 Hours (with case)
Compatible Devices	Mobiles, Smartphones, Tablets, Laptops, Smart TVs (iOS, Android, Windows, Blackberry)
Control Type	Voice Control, Touch Control
Item Weight	90 Grams
Water Resistance Level	IPX5 Water Resistant
Bluetooth Range	10 Metres
Microphone Format	Mic (HD Mics for Pro+ Calling)
Form Factor	True Wireless In-ear
Product Dimensions	9.6 x 8.5 x 3.5 cm

WARRANTY AND SUPPORT

The Boult Audio Airbass Propods X comes with a **12-month warranty** from the date of purchase. For warranty claims, technical support, or any product-related inquiries, please contact Boult Audio customer service. Refer to the contact information provided in your product packaging or visit the official Boult Audio website for the most up-to-date support details.

For more information, you may visit the [Boult Store on Amazon](#).