

Yaheetech Twin XL Platform Metal Bed

Yaheetech Twin XL Platform Metal Bed User Manual

Model: Twin XL Platform Metal Bed (ASIN: B09NCWBXMR)

Brand: Yaheetech

IMPORTANT SAFETY INFORMATION

Please read and understand all instructions before beginning assembly and use. Keep this manual for future reference.

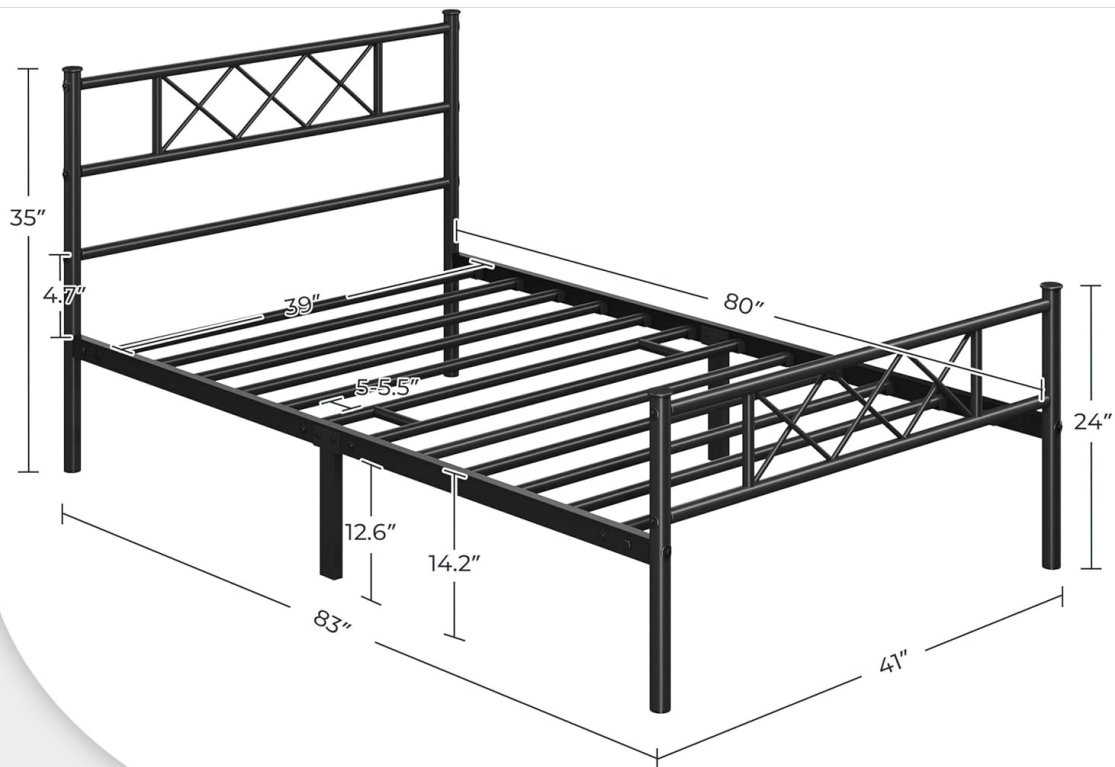
- Ensure all parts are present and undamaged before assembly.
- Do not use power tools for assembly as this may overtighten fasteners and damage the frame.
- Periodically check all connections to ensure they remain tight.
- Do not exceed the maximum weight capacity of 300 pounds.
- Keep small parts away from children during assembly.

PRODUCT OVERVIEW

The Yaheetech Twin XL Platform Metal Bed is designed for durability and ease of use, featuring a sleek industrial style with a cross-design headboard and footboard. It provides strong support for your mattress without the need for a box spring and offers ample under-bed storage.



Image: Front view of the assembled Yaheetech Twin XL Platform Metal Bed, showing the black metal frame, headboard, and footboard with cross-design accents. A mattress with bedding is on the frame, and a storage basket is placed underneath.



Maximum
Weight Capacity
350 lb



Applicable
Mattress Size
80" L x 39" W

Image: Technical diagram illustrating the dimensions of the Yaheetech Twin XL Platform Metal Bed. Key measurements include overall length (83"), width (41"), headboard height (35"), footboard height (24"), and under-bed clearance (12.6"). The diagram also indicates a maximum weight capacity of 350 lbs and an applicable mattress size of 80" L x 39" W.

SETUP AND ASSEMBLY

Assembly of the Yaheetech Twin XL Platform Metal Bed is straightforward. All necessary hardware and tools are included. For detailed step-by-step instructions, please refer to the official Installation Manual PDF.

Estimated Assembly Time: Approximately 30-60 minutes for one person.

Before You Begin:

- Unpack all components and lay them out on a clean, soft surface (e.g., carpet or blanket) to prevent scratches.
- Verify all parts are present against the parts list provided in the manual.
- Ensure you have the included Allen wrench and any other required tools.

Key Assembly Steps:

1. Attach the side rails to the headboard and footboard using the provided bolts and Allen wrench.

2. Install the center support legs and beam.
3. Place the metal slats onto the designated notches on the side rails and press down to secure them.
4. Tighten all bolts securely, but do not overtighten.



Image: Close-up view demonstrating the T-shaped brackets used for added stability in the bed frame assembly. An Allen wrench is shown tightening a bolt, highlighting the secure connection points.



Image: Visual guide showing how to align the metal slats to the notches on the bed frame and then press down to finish the assembly. This ensures the slats are securely fitted into the frame.

For a complete guide, download the official Installation Manual: [Installation Manual \(PDF\)](#)

OPERATING INSTRUCTIONS

The Yaheetech Twin XL Platform Metal Bed is designed for straightforward use as a mattress foundation. No complex operation is required.

Mattress Placement:

- Carefully place your Twin XL mattress directly onto the assembled metal slats.
- The embedded design and raised side rails help prevent the mattress from sliding.

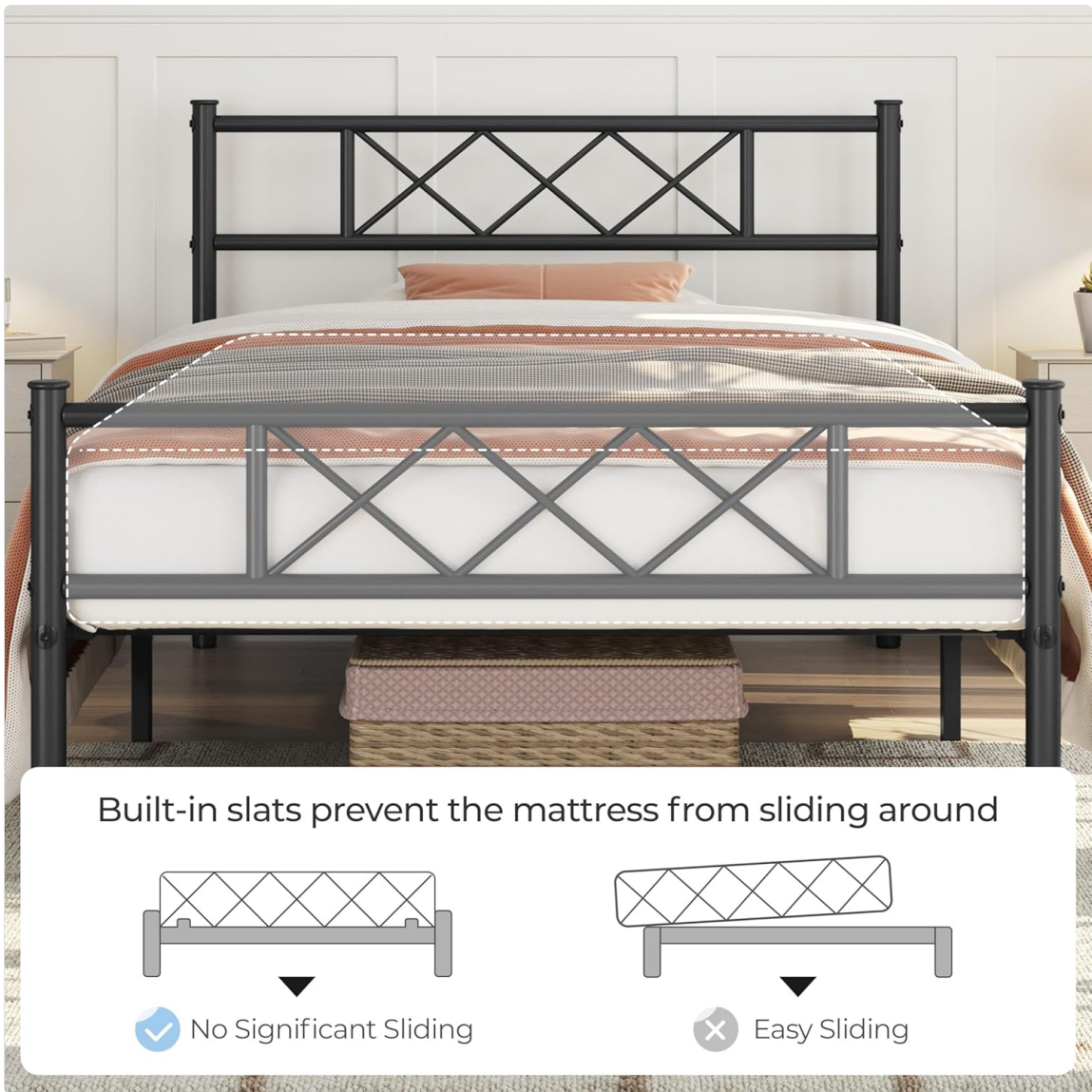


Image: A diagram comparing mattress stability. On the left, a mattress on the Yaheetech bed frame shows "No Significant Sliding" due to built-in slats. On the right, a mattress on a flat surface shows "Easy Sliding," illustrating the benefit of the bed frame's design.

Under-Bed Storage:

- Utilize the 12.6-inch clearance under the bed for storage. This space is ideal for storage bins, boxes, or other items.



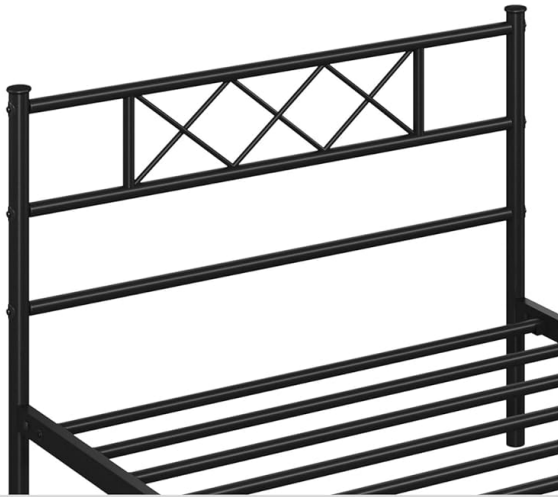
Image: A close-up view of the under-bed area, indicating a clearance of 14.2 inches from the floor to the bottom of the bed frame. A storage basket is shown underneath, demonstrating the available space for storage.

MAINTENANCE AND CARE

Proper care will extend the life and appearance of your Yaheetech bed frame.

- **Cleaning:** Wipe with a dry cloth to remove dust and debris. Avoid harsh chemicals or abrasive cleaners.
- **Inspection:** Periodically (e.g., every 6 months) inspect all bolts and connections to ensure they are tight. Retighten if necessary.
- **Protective Foot Pads:** The bed frame is equipped with plastic foot pads to protect your floors from scratches. Ensure these remain in place.

Cross-Design Headboard



Sturdy Metal Slats



Adequate Under-Bed Storage Space



Protective Foot Pads



Image: A composite image showcasing four key features of the bed frame: Cross-Design Headboard, Sturdy Metal Slats, Adequate Under-Bed Storage Space, and Protective Foot Pads. Each feature is highlighted with a close-up view.

TROUBLESHOOTING

If you encounter any issues with your Yaheetech Twin XL Platform Metal Bed, please refer to the following common solutions:

Problem	Possible Cause	Solution
Bed frame is wobbly or squeaks.	Loose bolts or uneven assembly.	Ensure all bolts are securely tightened. Check that the frame is assembled on a level surface.
Mattress slides on the frame.	Mattress not properly seated or excessive movement.	Ensure the mattress is centered and fully seated within the frame's edges. The built-in slats and raised edges are designed to minimize sliding.

Problem	Possible Cause	Solution
Missing parts during assembly.	Packaging error or parts misplaced.	Double-check all packaging materials. If parts are still missing, contact Yaheetech customer support.

SPECIFICATIONS

Attribute	Detail
Brand	Yaheetech
Model	Twin XL Platform Metal Bed
ASIN	B09NCWBXMR
Size	Twin XL
Color	Black
Material	Iron
Finish Type	Powder Coated
Product Dimensions (L x W x H)	83"L x 41"W x 35"H
Item Weight	29 Pounds
Weight Limit	300 Pounds
Under-Bed Clearance	12.6 Inches (approx. 14.2" to frame bottom)
Assembly Required	Yes
Included Components	Headboard, Slat, Frame components, Hardware

WARRANTY AND SUPPORT

Specific warranty details for the Yaheetech Twin XL Platform Metal Bed are not provided in this manual. For warranty information, product support, or to inquire about replacement parts, please contact Yaheetech customer service directly.

You may find contact information on the Yaheetech official website or through the retailer where the product was purchased.

Online Resources:

- Yaheetech Store on Amazon: [Visit Yaheetech Store](#)

- Installation Manual (PDF): [Download Manual](#)