

[manuals.plus](#) /

› [Serene Innovations](#) /

› [Serene Innovations Cell Phone Ring Amplifier & Flasher – Cell Phone & Landline Phone Ring Detection with LED Flasher – Works with Cell Phone's Vibration Notifications – Extra Loud Telephone Ringer](#)

Serene Innovations RF-200

Serene Innovations RF-200 Cell Phone Ring Amplifier & Flasher Instruction Manual

Model: RF-200

Brand: Serene Innovations

1. INTRODUCTION

The Serene Innovations RF-200 is a versatile device designed to amplify ring tones and provide visual alerts for incoming calls on both cell phones and landlines. It is particularly beneficial for individuals with hearing impairments, ensuring important calls and notifications are not missed. The unit features a loud speaker, bright LED flasher, and adjustable vibration sensitivity for cell phone detection. An optional bed shaker can be connected for tactile alerts.



Image 1.1: The RF-200 unit with a smartphone in its dock, illustrating its primary function.

2. PACKAGE CONTENTS

- Serene Innovations RF-200 Ring Amplifier & Flasher Unit
- Power Adapter
- Telephone Cord (for landline connection)
- User Manual

3. PRODUCT OVERVIEW

Familiarize yourself with the various components and controls of your RF-200 unit.

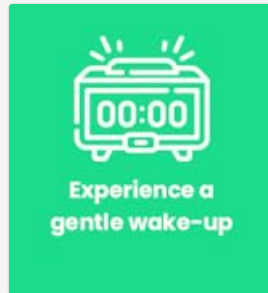


Image 3.1: Rear view of the RF-200 unit, highlighting key ports and controls.

3.1. Controls and Ports

- **Landline Jack:** Connects to your landline telephone wall jack.
- **Reset Button:** A small white button on the top of the base, used to clear missed call alerts.
- **Shaker Signal Port:** Connects to an optional wired bed shaker (sold separately) for tactile alerts.
- **USB Charging Port:** Allows you to run a charging cable through the unit to charge your smartphone.
- **Sensitivity Control:** A knob on the side to adjust the vibration detection sensitivity for cell phones.
- **Ringer Volume Switch (Hi/Lo/Off):** Located on the side, controls the audible ringer volume.
- **LED Flasher:** Bright blue LED lights on the unit that flash during incoming calls and notifications.

4. SETUP

4.1. Power Connection

1. Plug the power adapter into the DC IN port on the RF-200 unit.
2. Plug the other end of the power adapter into a standard electrical outlet.

4.2. Cell Phone Setup

1. **Important:** Ensure your cell phone's ring tone type is set to **vibrate** for the RF-200 to detect incoming calls and messages.
2. Place your cell phone securely on the dock of the RF-200 unit.
3. If desired, connect your phone's charging cable through the dedicated cable notch and into the USB charging port on the RF-200, then into your phone.

WIDE DOCK

Nest almost any smartphone on your ring amplifier. Run a charging cable through a dedicated cable notch, and keep your phone charged and ready.



Image 4.1: Placing a smartphone on the RF-200 dock and connecting a charging cable.

4.3. Landline Phone Setup (Optional)

To receive alerts for landline calls:

1. Connect one end of the provided telephone cord to the Landline Jack on the RF-200 unit.
2. Connect the other end of the telephone cord to your landline telephone wall jack.

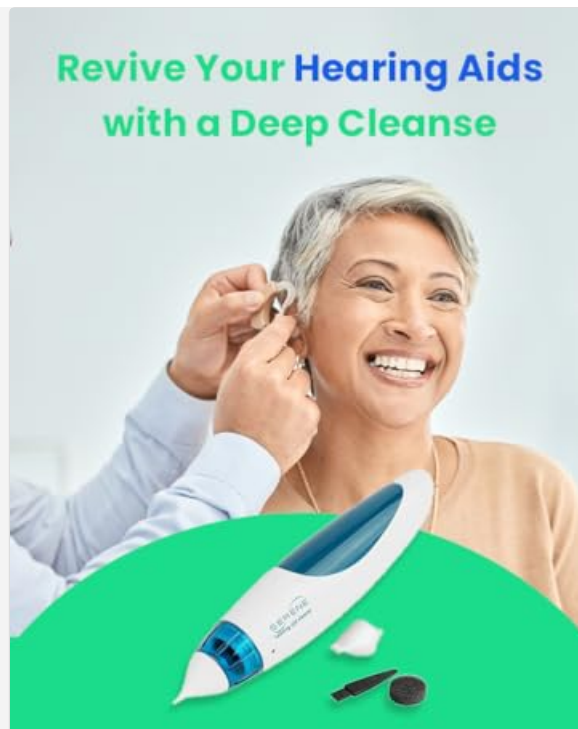


Image 4.2: The RF-200 unit connected to a landline phone for call detection.

4.4. Optional Bed Shaker Connection (Sold Separately)

For additional tactile alerts, a wired bed shaker can be connected:

1. Plug the bed shaker's cord into the Shaker Signal Port on the RF-200 unit.
2. Place the bed shaker under your pillow or mattress.

OUR MISSION

Serene's Mission is to make it as easy as possible for each of our customers to stay connected with their loved ones, their community, and their world; particularly individuals who have hearing loss, low vision, limited mobility, and aging-related issues.

OUR CORE VALUES

- ✓ Creative innovation
- ✓ Sincere communication
- ✓ Heartfelt compassion
- ✓ Reliable technology
- ✓ Responsive service

Image 4.3: The RF-200 unit connected to an optional bed shaker for enhanced alerts.

5. OPERATING INSTRUCTIONS

5.1. Adjusting Ringer Volume

Use the Ringer Volume Switch on the side of the unit to select your preferred audible alert level:

- **Hi:** Maximum volume for the loudest alert.
- **Lo:** Lower volume for a more subtle alert.
- **Off:** Disables the audible ringer, relying only on the LED flasher and optional bed shaker.

5.2. Adjusting Vibration Sensitivity (for Cell Phones)

The Sensitivity Control knob on the side of the unit allows you to fine-tune how the RF-200 detects your cell phone's vibrations:

- Rotate the knob to increase or decrease sensitivity.
- Adjust as needed to ensure reliable detection for your specific phone's vibration intensity, especially for text messages or phones with low vibration.

5.3. Call and Notification Alerts

When an incoming call or notification (if your phone is set to vibrate for them) is detected:

- The unit will emit a loud ring (if volume is not set to Off).
- The bright blue LED flasher will activate.
- If connected, the bed shaker will vibrate.

5.4. Missed Call Alerts

If a call or notification is missed, the LED flasher will blink slowly to indicate a pending alert.



Image 5.1: The RF-200 unit indicating a missed call with slowly blinking LED lights.

To clear the missed call alert, press the **Reset Button** (the small white button on the top of the base).

6. MAINTENANCE

- Keep the unit clean by wiping it with a soft, dry cloth.
- Avoid using liquid cleaners or abrasive materials.

- Ensure the unit is placed on a stable, flat surface.
- Do not expose the unit to excessive moisture or extreme temperatures.

7. TROUBLESHOOTING

Problem	Possible Cause	Solution
Unit does not alert for cell phone calls.	Cell phone not set to vibrate. Vibration sensitivity too low. Phone not placed correctly.	Ensure cell phone is set to vibrate. Adjust the Sensitivity Control knob. Reposition the phone on the dock.
Unit does not alert for landline calls.	Telephone cord not connected properly.	Check that the telephone cord is securely connected to both the RF-200 and the wall jack.
No audible ring.	Ringer Volume Switch set to 'Off'.	Set the Ringer Volume Switch to 'Hi' or 'Lo'.
LED flasher is constantly blinking slowly.	Missed call alert is active.	Press the Reset Button on the top of the unit to clear the alert.
Bed shaker not vibrating.	Bed shaker not connected or faulty.	Ensure bed shaker is securely plugged into the Shaker Signal Port. Test with another bed shaker if available.



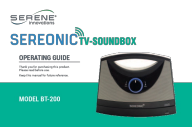



8. SPECIFICATIONS

- **Model Number:** RF-200
- **Product Dimensions:** 4.5 x 4 x 3.5 inches
- **Weight:** 5.7 ounces
- **Power Source:** AC Adapter (included)
- **Manufacturer:** Serene Group, Inc.

9. WARRANTY AND SUPPORT

For warranty information or technical assistance, please refer to the contact details provided with your product packaging or visit the official Serene Innovations website. Keep your purchase receipt for warranty claims.

© 2023 Serene Innovations. All rights reserved.

 <p>SERENE HDPHONE™ HIGH DEFINITION AMPLIFIED TELEPHONE StillB, With Talking CDS, Talking Keypad & Speakerphone (English, French & Spanish voices) Operating Guide Manual/Utilisateur Copyright © 2005 Serene Innovations, Inc. All Rights Reserved. 05-01 1</p>	<p>Serene HD-65 Amplified Telephone: Operating Guide and Features</p> <p>This document provides a comprehensive operating guide for the Serene HD-65 High Definition Amplified Telephone. It covers product features, important safety instructions, installation, detailed controls, operation procedures, technical specifications, troubleshooting, warranty information, and regulatory compliance.</p>
 <p>SERENE HDPHONE™ HIGH DEFINITION AMPLIFIED TELEPHONE StillB, With Talking CDS, Talking Keypad & Speakerphone (English, French & Spanish voices) Operating Guide Manual/Utilisateur Copyright © 2005 Serene Innovations, Inc. All Rights Reserved. 05-01 1</p>	<p>Serene HD65 High Definition Amplified Telephone - Operating Guide</p> <p>This document provides a comprehensive operating guide for the Serene HD65 High Definition Amplified Telephone, detailing its features, installation, usage, troubleshooting, and warranty information. It covers functions like amplified sound, talking caller ID, talking keypad, and speakerphone.</p>
 <p>SERENE SEREONIC™ TV-SOUNDBOX OPERATING GUIDE Includes: Installation, Setup, Features, Troubleshooting, and Specifications MODEL BT-200</p>	<p>Serene Innovations BT-200 TV-SoundBox Operating Guide</p> <p>Comprehensive operating guide for the Serene Innovations BT-200 TV-SoundBox. Learn about setup, connections, features, operations, troubleshooting, and specifications for enhanced TV audio.</p>
 <p>SERENE USER'S MANUAL Wireless Remote Receiver Model CA-RX For The CentralAlert™ CA-360 Wireless Notification System Operating Guide Thank you for purchasing this product, please read carefully and please the manual for more details Copyright © 2005 Serene Innovations, Inc. All Rights Reserved. 05-01 1-1-2</p>	<p>Serene Innovations CA-RX Wireless Remote Receiver User Manual</p> <p>User manual for the Serene Innovations CA-RX Wireless Remote Receiver, part of the CentralAlert™ CA-360 Wireless Notification System. Includes setup, operation, safety, specifications, and warranty information.</p>
 <p>SERENE Vibrating Alarm Clock Model VA-3</p>	<p>Serene VA-3 Vibrating Alarm Clock: Features, Operation & Specifications Serene Innovations</p> <p>Detailed information about the Serene VA-3 vibrating alarm clock. This guide covers its features, including powerful sound and vibration, alarm settings, timer, thermometer, and built-in flashlight. Learn how to set up and operate the VA-3 for effective wake-ups. Includes specifications and warranty information from Serene Innovations.</p>
 <p>SERENE SEREONIC™ TV-SOUNDBOX OPERATING GUIDE Includes: Installation, Setup, Features, Troubleshooting, and Specifications MODEL BT 300Pro/ProPlus</p>	<p>SEREONIC TV-SOUNDBOX BT-300Pro/ProPlus Operating Guide</p> <p>This operating guide provides comprehensive instructions for the SEREONIC TV-SOUNDBOX, models BT-300Pro and BT-300ProPlus, by SERENE Innovations. Discover how to easily connect and set up your wireless TV speaker system to significantly improve your television audio experience.</p>



[\[pdf\]](#) User Manual Guide

RF 200 manual OL Title Created Date 10 24 2013 9 16 08 AM Serene Innovations User Guide tellex content userguides

...

lang: **score:35** filesize: 2.44 M page_count: 32 document date: 2013-10-24



[\[pdf\]](#) User Manual Instructions Guide

RF 200 V2 manual OL Serener Phone Ringer Flasher with USB Charging Port Serene Innovations Operating Guide cell phone not included English Thank you for purchasing this Cell Please read these instructions carefully before using Unit AC Power Adapter Cord Battery Life rf v2 ol e f 9 4 2014 sereneinnovations pub media sebwrite product r

...

lang: **score:32** filesize: 2.79 M page_count: 32 document date: 2014-09-04



[\[pdf\]](#) User Manual

RF 200 V2 manual OL SERENE INNOVATION MANUAL ENGELS FRANS phone master nl Bellen Serene |||

...

lang: **score:27** filesize: 2.8 M page_count: 32 document date: 2021-11-10



[Harris Communications Catalog: Solutions for Hearing Loss](#)

Explore Harris Communications' comprehensive catalog featuring assistive listening devices, amplified phones, and communication solutions for individuals with hearing loss.


lang:en **score:23** filesize: 27.61 M page_count: 73 document date: 2018-10-23



[Diglo Catalog: Assistive Listening Devices for Enhanced Hearing](#)

Discover Diglo's extensive catalog of hearing assistance products, including TV listening systems, amplified phones, personal amplifiers, alerting devices, and more, designed to improve communication and daily living for individuals with hearing loss.

lang:en **score:15** filesize: 7.45 M page_count: 51 document date: 2021-01-21




[\[pdf\]](#) Accessories Catalog

product catalog 2019 min d252k67fn47lvs cloudfront net 2020 07 |||

Solutions for All Levels of Hearing Loss 15155 Technology Drive Eden Prairie, MN 55344 Customer # ... 19. 13 Cell Phone Accessories Cell Phone Accessories Cell Phone Signalers Serene Innovations **RF-200** Cell Phone Signaler The **RF-200** alerts you to incoming cell phone, landline, Skype™ or Fac...

lang:en **score:9** filesize: 21.11 M page_count: 73 document date: 2020-07-20



[\[pdf\]](#) Catalog

Assistive Listening Devices from HARC Mercantile Ltd 20230113 Catalog 2020 w cover

10656852413501695133 cdn shopify s files 1 2998 7196 |||

Volume 20 HARC Mercantile, Ltd. Solutions for daily living for the Hard of Hearing and Deaf... Cal ... C adapter and bedshaker One year warranty. Portable Wireless Receiver SC-WR101 39.00 Ringmaster **RF-200** Ring Signaler for Cell Phone and Land Line Uses a loud ringer and bright flasher to alert you...

lang:en **score:9** filesize: 14.23 M page_count: 36 document date: 2023-01-13