

## COCOCAM QB320

# COCOCAM 2K Security Camera Outdoor User Manual

Model: QB320 | Brand: COCOCAM

## 1. INTRODUCTION

Welcome to the user manual for your COCOCAM 2K Security Camera Outdoor. This guide provides essential information for setting up, operating, maintaining, and troubleshooting your new security camera. Please read this manual thoroughly before use to ensure optimal performance and safety.

The COCOCAM 2K Security Camera is designed to provide comprehensive surveillance for your home or property, featuring high-resolution video, advanced motion detection, and two-way audio communication.

## 2. PRODUCT OVERVIEW

Your COCOCAM 2K Security Camera is equipped with a range of features to enhance your security:

- **2K (3MP) High-Resolution Video:** Provides clear and detailed images.
- **Pan-Tilt-Zoom (PTZ) Functionality:** Offers a 355° horizontal pan and 108° vertical tilt for wide area coverage, along with 8X digital zoom.
- **Motion Detection with Auto-Tracking:** Automatically detects movement and tracks the subject.
- **Color Night Vision:** Delivers full-color video even in low-light conditions.
- **Two-Way Audio:** Allows for real-time communication through the camera.
- **IP66 Waterproof Rating:** Ensures durability and performance in various weather conditions.
- **2.4GHz WiFi Connectivity:** For wireless data transmission.



*A front-facing view of the COCOCAM 2K Security Camera, showing its white upper body with two antennas and a black spherical camera head with three visible LED lights and a lens. It is mounted on a white bracket.*

Others

2K 3MP



2K 3MP Pixel

Enjoy clearer and brighter pictures and videos

An image demonstrating the enhanced clarity of 2K 3MP resolution compared to a lower resolution, showing a child being held by an adult. The 2K 3MP image is noticeably sharper.

### 3. SPECIFICATIONS

Feature	Detail
Model Number	QB320
Video Capture Resolution	2K (2304x1296 Pixels)
Maximum Webcam Image Resolution	3 MP
Pan Range	355 degrees
Tilt Range	108 degrees
Zoom Type	Digital Zoom (8X)
Connectivity Technology	2.4GHz WiFi (Wired power supply)

Feature	Detail
Special Features	Night Vision, Motion Sensor, Auto Tracking, 2-Way Audio
International Protection Rating	IP66 (Waterproof)
Dimensions (L x W x H)	4.92 x 4.61 x 3.39 inches
Item Weight	1.28 pounds
Recommended Uses	Indoor, Outdoor

## 4. SETUP GUIDE

---

Follow these steps to set up your COCOCAM 2K Security Camera:

- Unpack Contents:** Carefully remove all items from the packaging. Ensure you have the camera, power adapter, and mounting accessories.
- Download the App:** Search for the recommended companion app (e.g., CloudEdge, as mentioned in customer reviews) on your smartphone's app store (iOS or Android) and install it.
- Power On:** Connect the camera to a power source using the provided power adapter. The camera will power on and enter pairing mode.
- Connect to WiFi:** Open the app and follow the on-screen instructions to add your camera. Ensure your smartphone is connected to a 2.4GHz WiFi network, as the camera only supports this frequency.
- Pair the Camera:** The app will guide you through the pairing process, which may involve scanning a QR code displayed on your phone with the camera lens.
- Mount the Camera:** Once paired, decide on a suitable indoor or outdoor location. Use the included mounting hardware to securely install the camera. Ensure the camera has a clear field of view and is within range of your 2.4GHz WiFi network.



*An overhead view of the COCOCAM 2K Security Camera's package contents, including the camera unit, power adapter, mounting hardware, and user manual.*

## 5. OPERATING INSTRUCTIONS

Once your camera is set up, you can access and control it via the mobile application.

### 5.1 Live View & Playback

Open the app to view the live feed from your camera. You can also access recorded footage from the playback section.


### 5.2 Pan, Tilt, and Zoom (PTZ) Control

Use the directional controls within the app to remotely adjust the camera's viewing angle. The camera supports 355° horizontal pan and 108° vertical tilt. You can also use the pinch-to-zoom gesture for 8X digital zoom.

Your browser does not support the video tag.

*This video demonstrates the COCOCAM 2K security camera's pan, tilt, and digital zoom capabilities, showcasing its high-resolution video quality and wide coverage.*



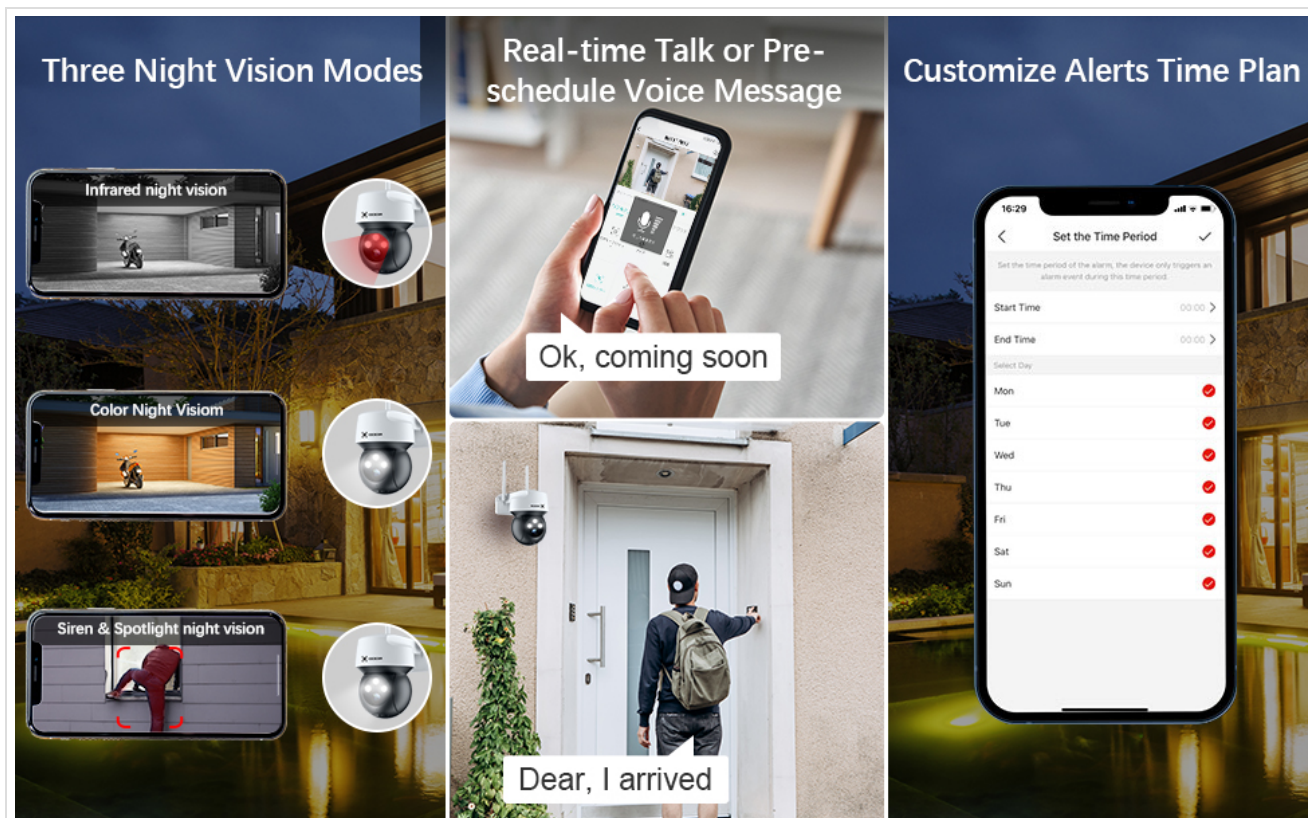


*An illustration showing the camera mounted on a wall with arrows indicating its 355-degree horizontal pan and 108-degree vertical tilt capabilities, alongside a smartphone screen displaying the camera's view.*

### 5.3 Night Vision Modes

The camera offers multiple night vision options:

- **Infrared Night Vision:** Provides clear black and white video in complete darkness.
- **Color Night Vision:** Utilizes built-in spotlights to capture full-color video at night.
- **Siren & Spotlight Night Vision:** Activates a bright spotlight and an audible siren upon detecting suspicious motion, deterring intruders.



A visual representation of the three night vision modes: traditional infrared (black and white), full-color night vision, and a mode that activates a siren and spotlight upon detection.

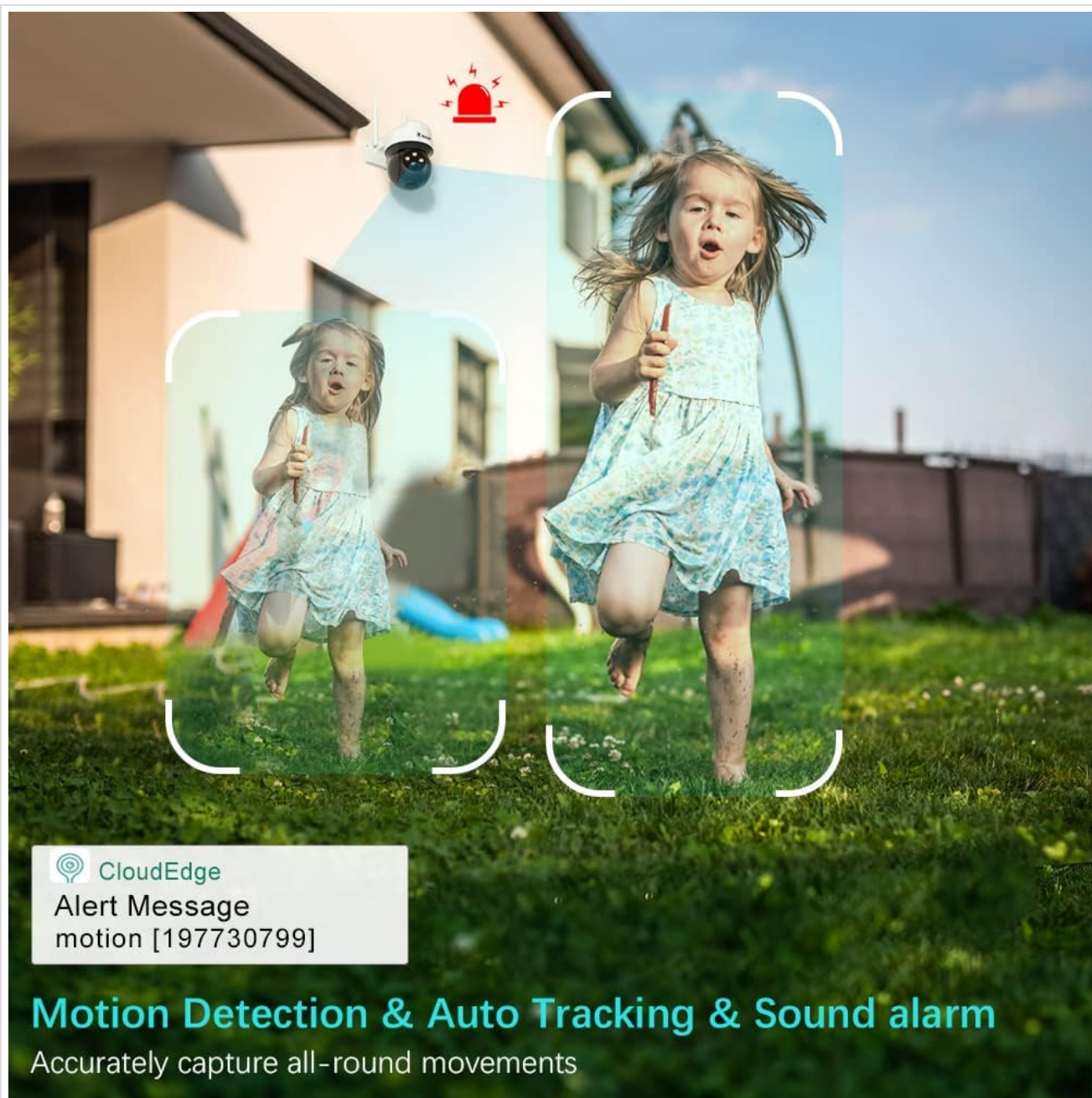
## 5.4 Motion Detection & Auto Tracking

Configure motion detection sensitivity in the app. When motion is detected, the camera can automatically track the moving object and send instant alerts to your phone.

Your browser does not support the video tag.

This video illustrates the motion detection and sound/light alarm features of the COCOCAM 2K 3MP outdoor security camera, showing how it detects movement and triggers alerts.





CloudEdge

Alert Message

motion [197730799]

## Motion Detection & Auto Tracking & Sound alarm

Accurately capture all-round movements

*A scene depicting two children running in a yard, with a highlighted box around one child, illustrating the camera's motion detection and auto-tracking feature, along with an alert notification from the CloudEdge app.*

### 5.5 Two-Way Audio

The built-in microphone and speaker allow you to listen to what's happening around the camera and speak through the camera from your phone, enabling real-time conversations or warnings.





*A collage showing the camera's two-way audio capability, with a person speaking into a phone, and the multi-user viewing feature, with several individuals accessing the camera feed on their devices.*

## 5.6 Recording & Storage

The camera supports local storage via a MicroSD card (up to 128GB, not included) for continuous or event-triggered recording. Cloud storage options may also be available through the app, potentially requiring a subscription.

## 5.7 Multi-User Sharing

You can share access to your camera's live feed and recordings with family members or trusted individuals through the app, allowing multiple users to monitor the property simultaneously.

## 6. INSTALLATION CONSIDERATIONS

The COCOCAM 2K Security Camera is designed for both indoor and outdoor use, with an IP66 waterproof rating ensuring protection against dust and strong jets of water.

- **Location:** Choose a location that provides the desired viewing angle and is within range of your 2.4GHz WiFi network.

- **Power:** Ensure a stable power supply is available at the installation site, as the camera requires wired power.
- **Weather Protection:** While IP66 rated, consider installing the camera under an overhang or eave for added protection from extreme weather conditions.



*An image showing the COCOCAM camera mounted outdoors during a rain shower, emphasizing its IP66 waterproof and weather-resistant design.*



*A panoramic image showcasing the versatility of the COCOCAM camera, illustrating its effective use in various environments such as outdoor home exteriors, indoor living spaces, and garages.*

## 7. MAINTENANCE

To ensure the longevity and optimal performance of your COCOCAM security camera, regular maintenance is recommended:

- **Clean the Lens:** Periodically wipe the camera lens with a soft, damp cloth to remove dust, dirt, or water spots that may affect image clarity.
- **Check Connections:** Ensure all power and mounting connections are secure and free from corrosion, especially for outdoor installations.
- **Firmware Updates:** Check the app regularly for available firmware updates. Updates often include



performance improvements, new features, and security enhancements.

- **Network Stability:** Verify your 2.4GHz WiFi network is stable and provides a strong signal to the camera for uninterrupted operation.

## 8. TROUBLESHOOTING

---

If you encounter issues with your COCOCAM security camera, refer to the following common troubleshooting tips:

- **Camera Offline/Connectivity Issues:**
  - Ensure the camera is powered on and the power adapter is securely connected.
  - Verify your WiFi network is 2.4GHz and functioning correctly.
  - Check the camera's distance from the WiFi router; a weak signal can cause disconnections.
  - Restart the camera and your WiFi router.
- **App Crashing or Freezing:**
  - Ensure your app is updated to the latest version.
  - Clear the app's cache and data in your phone settings.
  - If the problem persists, try reinstalling the app.
- **Motion Detection Not Triggering/False Alarms:**
  - Adjust the motion detection sensitivity settings in the app.
  - Ensure there are no obstructions in the camera's field of view that could cause false triggers (e.g., swaying branches).
  - Check the alert schedule to ensure it's active during desired times.
- **Poor Image Quality:**
  - Clean the camera lens.
  - Ensure the camera is set to 2K or 3MP resolution in the app settings.
  - Check for sufficient lighting, especially for color night vision.

If these steps do not resolve your issue, please contact customer support.

## 9. WARRANTY AND SUPPORT

---

COCOCAM is committed to providing excellent customer service. Your product comes with **Lifetime Customer Support**.












An image featuring various COCOCAM products, including the security camera, with text indicating "Lifetime Customer Support" and a commitment to providing the best service.

For any questions, technical assistance, or support inquiries, please refer to the contact information provided in your product packaging or visit the official COCOCAM store:

[Visit the COCOCAM Store on Amazon](#)

## Related Documents - QB320

 <p><b>Telecamera di Sicurezza PTZ Wireless con Batteria Ricaricabile</b> User Guide</p>	<p><a href="#">Cococam PTZ Wireless Security Camera with Rechargeable Battery User Guide</a></p> <p>User guide for the Cococam PTZ Wireless Security Camera with Rechargeable Battery, covering product details, installation, app setup, device menu, PIR detection, alarm notifications, night vision, and troubleshooting.</p>
 <p><b>Inhalt</b></p> <ol style="list-style-type: none"> <li>1. Produktübersicht 12</li> <li>2. Kamera montieren 12</li> <li>3. Cococam App installieren 12</li> <li>4. Kamera einrichten 12</li> <li>5. Kamera konfigurieren 13</li> </ol>	<p><a href="#">Cococam 2K Outdoor Surveillance Camera User Manual</a></p> <p>Comprehensive user manual for the Cococam 2K Outdoor Surveillance Camera, covering setup, installation, app integration, and troubleshooting. Learn how to mount, connect, and operate your wireless security camera.</p>
 <p><b>Caméra de Sécurité PTZ sans Fil avec Batterie Rechargeable</b> User Guide</p>	<p><a href="#">Cococam ZY-C7 Wireless PTZ Security Camera User Guide</a></p> <p>User guide for the Cococam ZY-C7 Wireless PTZ Security Camera with Rechargeable Battery. This guide covers product details, installation, app setup, camera operation, features like PIR detection and night vision, and troubleshooting.</p>
 <p><b>Telecamera di Sicurezza PTZ Wireless con Batteria Ricaricabile</b> User Guide</p>	<p><a href="#">COCOCAM ZS-GQ2 PTZ Wireless Security Camera User Guide</a></p> <p>User guide for the COCOCAM ZS-GQ2 PTZ Wireless Security Camera with Rechargeable Battery. Covers installation, app setup, device pairing via Bluetooth or QR code, device menu, PIR detection, night vision, troubleshooting, and SD card usage.</p>

  <b>Security Camera</b> Operating Instructions  <small>https://www.cococamtech.com</small> <small>©2020 COCOCAM</small>	<p><a href="#">COCOCAM Security Camera Operating Instructions</a></p> <p>Comprehensive operating instructions for the COCOCAM Security Camera, covering installation, setup, features, and troubleshooting.</p>
 <b>Wire-Free Rechargeable Security Battery Camera</b> User Guide  <small>© 2020 COCOCAM</small>	<p><a href="#">COCOCAM Wire-Free Rechargeable Security Battery Camera User Guide</a></p> <p>Comprehensive user guide for the COCOCAM Wire-Free Rechargeable Security Battery Camera, covering setup, app installation, features, and troubleshooting.</p>