

## Infinity X1 1600276

# Product Instruction Manual

## INFINITY X1 STEREO, WIRELESS, RECHARGEABLE 700 LUMENS WORKLIGHT WITH BLUETOOTH SPEAKERS

Model: 1600276

Brand: Infinity X1

## Introduction

The Infinity X1 Worklight with Bluetooth Speakers is a versatile and portable lighting and audio solution. This device combines a powerful 700-lumen worklight with dual Bluetooth stereo speakers, designed for various applications where both illumination and sound are needed. It features multiple light settings, a USB charging port, and flexible mounting options including adjustable stands, a magnetic base, and a carabiner for hanging.

## What's in the Box

- 2 Bluetooth Work Lights
- 2 USB Cables

## Key Features

- 2-Pack Rechargeable Work Light
- 700 Lumens of powerful light
- Dual Bluetooth Speakers
- High/Med/Low Light Modes
- Emergency Flasher Mode
- Red Night Vision Mode
- Magnetic Base
- Carabiner for hanging
- Tilt Base for Adjustable Angles
- USB Charging Port

# Setup Guide

## Charging Your Worklight

Before first use, fully charge your Infinity X1 Worklight. Locate the USB charging port on the back of the unit. Connect the provided USB cable to the worklight and plug the other end into a compatible USB power source (e.g., wall adapter, computer USB port). The battery indicator lights on the back will show charging progress.



Image: Back view of the worklight with the USB charging port and battery indicator lights.

## Adjusting the Stand and Mounting Options

The worklight features an integrated adjustable stand that allows you to position the light at various angles for optimal illumination. Simply unfold the stand from the back of the unit and adjust it to your desired position. For hands-free use, the worklight also includes a magnetic base for attaching to metal surfaces and a carabiner for hanging.



Image: Side view of the worklight showing the adjustable stand in various positions.

## Bluetooth Pairing

To connect your device to the worklight's Bluetooth speaker, press and hold the Bluetooth button (often indicated by a Bluetooth symbol or play/pause icon) until the indicator light flashes, signifying pairing mode. On your device, search for "Infinity X1" in the Bluetooth settings and select it to connect. If you have two worklights, you can pair them together for stereo sound. Refer to the specific pairing instructions in your product's quick start guide for detailed steps on stereo pairing.



Image: Two Infinity X1 worklights, ready for individual or stereo Bluetooth pairing.






## Operating Instructions

### Light Modes

The worklight offers multiple light settings to suit your needs:

- **High (700 Lumens):** Provides maximum brightness for extensive illumination.
- **Medium (300 Lumens):** Offers balanced brightness for general tasks.
- **Low (100 Lumens):** Ideal for extended use or when less light is required.
- **Emergency Flasher Mode:** A flashing light for signaling or emergencies.
- **Red Night Vision Mode:** A red light setting for preserving night vision.

Cycle through these modes by pressing the power/mode button. The battery life varies depending on the selected light mode and whether the speakers are also in use.

FL 1 STANDARD	HIGH	MED	LOW
	<b>700</b> LUMENS	<b>300</b> LUMENS	<b>100</b> LUMENS
	<b>2h 30min</b>	<b>5h</b>	<b>13h</b>
	<b>28 m</b>	<b>18 m</b>	<b>10 m</b>
<b>1m</b> 	<b>IPX4</b> 		

#### BATTERY LIFE

**LIGHT ONLY**  
2.5 Hours  
700 Lumens

**MUSIC ONLY**  
12 Hours

**LIGHT & MUSIC**  
3.5 Hours  
400 Lumens

Image: Detailed table showing lumens, beam distance, and battery life for different light and music modes.

## Bluetooth Speaker Operation

Once paired, the worklight's integrated Bluetooth speakers will play audio from your connected device. Use the controls on your device to manage playback (play, pause, skip tracks, volume). The worklight itself may have basic playback controls (e.g., play/pause button) as indicated by the Bluetooth button.




Image: Two worklights on a workbench, illustrating their use in a practical setting.

## Maintenance

To ensure the longevity and optimal performance of your Infinity X1 Worklight, follow these maintenance guidelines:

- **Cleaning:** Wipe the exterior with a soft, damp cloth. Avoid using harsh chemicals or abrasive cleaners.
- **Charging:** Recharge the battery regularly, especially if the device will not be used for an extended period, to maintain battery health.
- **Storage:** Store the worklight in a cool, dry place away from direct sunlight and extreme temperatures.
- **Magnetic Base:** Some users have reported that the magnets in the base may occasionally come loose over time. If this occurs, they can typically be re-secured with a strong adhesive like super glue.

## Troubleshooting

- **Worklight not turning on:** Ensure the battery is charged. Connect the worklight to a power source using the USB cable.
- **Bluetooth not connecting:** Make sure the worklight is in pairing mode (flashing indicator light). Check that Bluetooth is enabled on your device and that it is within range. Try forgetting the device on your phone and re-pairing.
- **Poor sound quality:** Ensure the worklight is within Bluetooth range of your device. Check the volume levels on both the worklight and your connected device.

- **Battery life seems short:** Battery life is significantly affected by the light mode (High uses more power) and continuous speaker use. Refer to the specifications table for expected battery life under different conditions. Ensure the unit is fully charged before use.
- **Magnets falling out:** As noted in maintenance, the magnets can be re-glued into place if they become dislodged.

## Product Specifications

Feature	Specification
Product Model	1600276
Bluetooth Specifications	Bluetooth 5.0
Transmission Distance	≤10m (depending on operation environment and devices)
USB Rechargeable Voltage	DC 5V 1A
Built-in Battery	2600 mAh
Output Power	5 W
Product Dimensions	5.5 x 3.0 x 2.5 inch
Light Source Type	LED
Brightness	700 Lumen (Max)
Material	Aluminum
Color	Black
Item Weight	10.9 ounces (309 Grams)
UPC	850009207418

PRODUCT INFORMATION

Product Model	1600276
Bluetooth Specifications	Bluetooth 5.0
Transmission Distance	≤10m (depending on operation environment and devices to which it connects)
USB Rechargeable Voltage	DC 5V 1A
Built-in Battery	2600 mAh
Output Power	5 W
Product Dimensions	5.5 x 3.0 x 2.5 inch

Image: Product information table with key specifications.

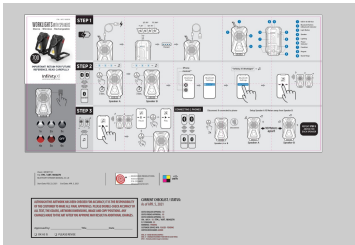
Warranty and Support

Information regarding product warranty and customer support for the Infinity X1 Worklight with Bluetooth Speakers is not available in the provided product data. Please refer to the product packaging or the manufacturer's official website for detailed warranty terms and support contact information.



© 2024 Infinity X1. All rights reserved.

Documents - Infinity X1 – 1600276

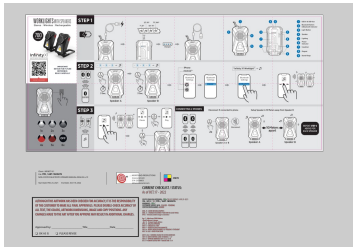


[Infinity X1 Worklight with Speaker: User Manual and Features](#)

Comprehensive guide to the Infinity X1 Worklight with Speaker, covering setup, operation, features, and troubleshooting. Learn how to pair devices, adjust lighting, and maximize the product's capabilities.

lang:en score:33 filesize: 1.7 M page\_count: 3 document date: 2021-06-08





### [Infinity X1 Worklight with Speaker User Manual](#)

This manual provides instructions for the Infinity X1 Worklight with Speaker, a rechargeable stereo wireless device. It covers setup, pairing, operation, battery life, and troubleshooting.

lang:en score:32 filesize: 1.44 M page\_count: 2 document date: 2022-10-17