

Lyridz A5119

Lyridz Plug-in RGB Night Light User Manual

Model: A5119

1. INTRODUCTION

Thank you for choosing the Lyridz Plug-in RGB Night Light, Model A5119. This device is designed to provide ambient lighting with customizable colors and brightness, featuring a convenient dusk-to-dawn sensor and a foldable plug for portability. Please read this manual carefully to ensure proper use and maintenance of your night light.

2. SAFETY INFORMATION

- This product is intended for **indoor use only**.
- Do not expose the device to water or excessive moisture.
- Do not attempt to disassemble, repair, or modify the night light. This will void the warranty and may pose a safety risk.
- Ensure the power outlet voltage is compatible with the device's specifications (230V AC as per product specifications). If you are in a region with 120V AC, please verify compatibility or use an appropriate adapter if necessary. The product images display a European-style plug.
- Keep out of reach of children and pets.

3. PRODUCT OVERVIEW

The Lyridz A5119 night light features a compact design with a built-in light sensor and a multi-function button for controlling light modes.




Image: The Lyridz A5119 night light plugged into an outlet, displaying a vibrant RGB color gradient.



Image: Diagram showing the dimensions of the night light: 2.9 inches (73mm) high, 2.1 inches (54mm) wide, and 0.6 inches (15.5mm) deep.

4. SETUP

1. **Unpack:** Carefully remove the night light from its packaging.
2. **Unfold Plug:** If the plug is folded, gently extend it to the open position.
3. **Plug In:** Insert the night light directly into a standard wall outlet. Ensure it is securely plugged in.



Image: Two Lyridz night lights, illustrating their compact design and foldable plugs.

5. OPERATING INSTRUCTIONS

5.1 Dusk-to-Dawn Sensor

The Lyridz A5119 is equipped with an automatic dusk-to-dawn sensor. The night light will automatically turn on when the ambient light is low (at dusk) and turn off when the ambient light is sufficient (at dawn).

DIY dein Nachtlicht

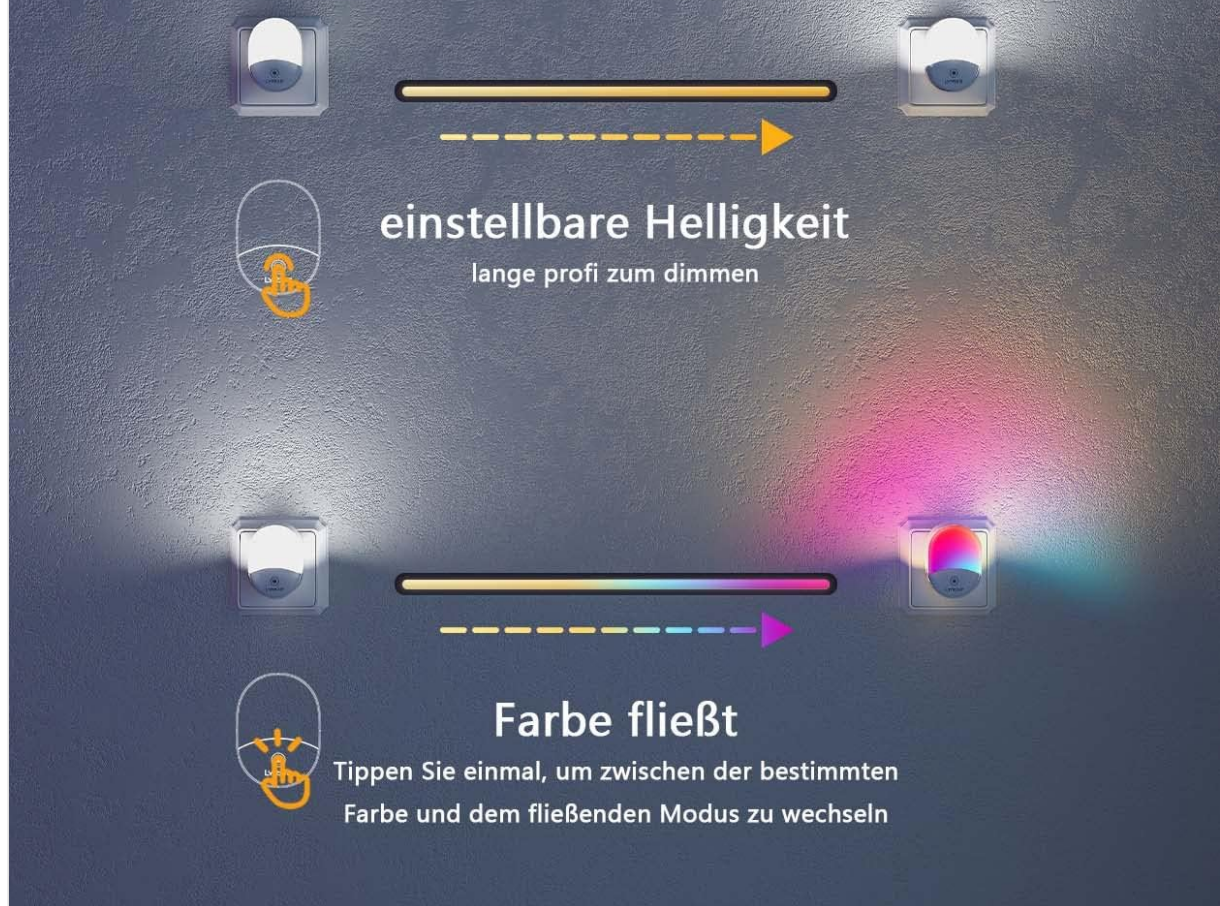


Image: Illustration showing the night light automatically turning on at dusk and off at dawn based on ambient light conditions.

5.2 Changing Colors and Brightness

The night light features a multi-function button, typically located on the side or front, to control its lighting modes.

- **To Switch Color Modes:** Tap the button once to cycle between a specific static color and the flowing color mode.
- **To Adjust Brightness:** Press and hold the button to dim or brighten the light. Release the button when the desired brightness level is reached.

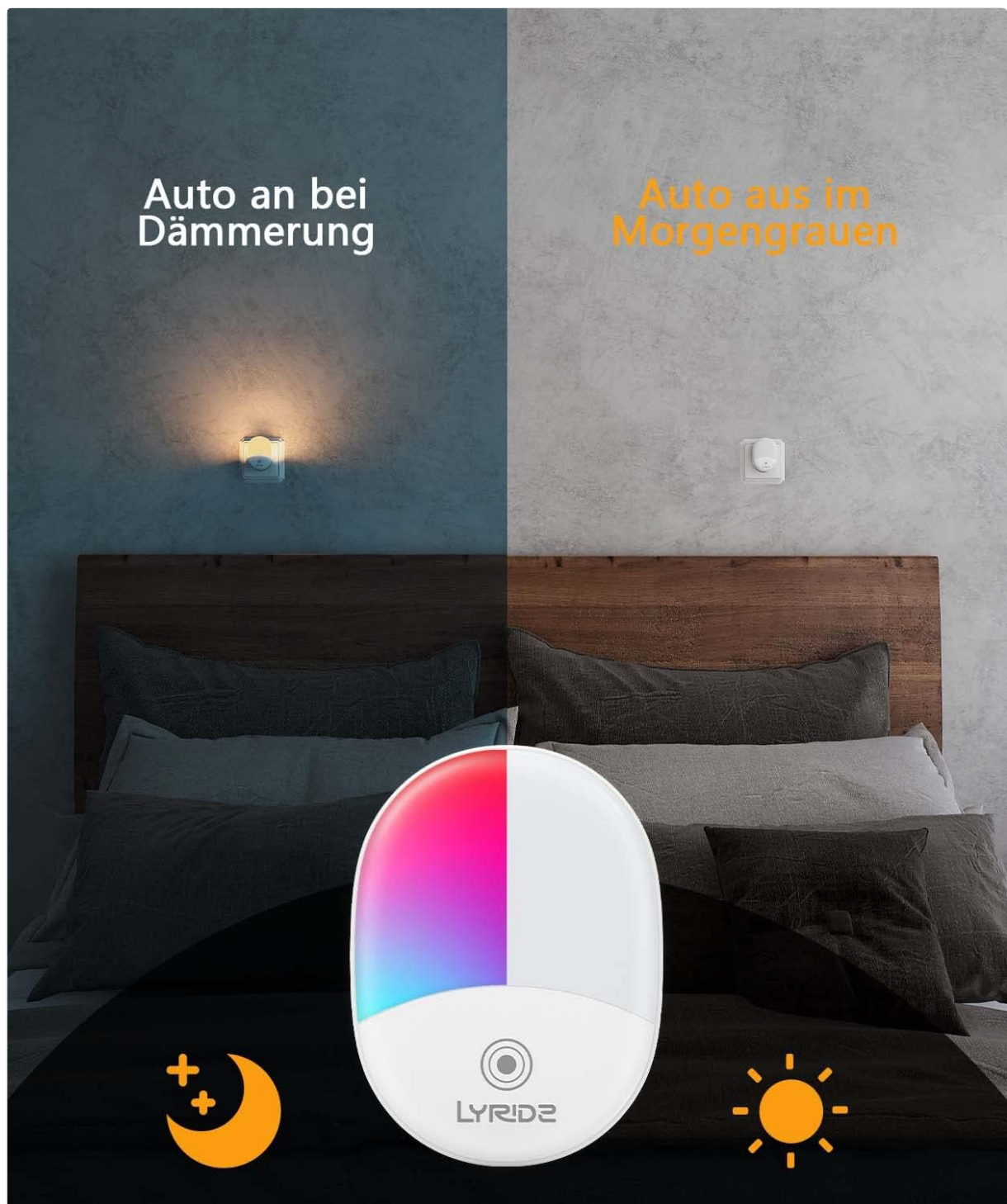


Image: Visual guide demonstrating how to adjust brightness by long-pressing and how to switch between static and flowing colors by tapping the control button.

5.3 Usage Scenarios

The Lyridz A5119 is suitable for various indoor environments:

- Children's Room
- Bedroom
- Stairs & Hallway
- Restroom




Image: Collage showing the night light in various settings such as a child's room, bedroom, hallway, and restroom.

6. MAINTENANCE

- **Cleaning:** Disconnect the night light from the power outlet before cleaning. Use a soft, dry cloth to wipe the surface. Do not use abrasive cleaners or solvents.
- **Storage:** When not in use for extended periods, store the night light in a cool, dry place.

7. TROUBLESHOOTING

- **Light does not turn on:**
 - Ensure the night light is securely plugged into a working power outlet.
 - Check if the ambient light is too bright. The dusk-to-dawn sensor will keep the light off during

daylight hours.

- **Light stays on during the day:**
 - The light sensor may be obstructed or located in an area that is consistently dark. Relocate the night light to an area with adequate ambient light during the day.
- **Colors are not changing or dimming:**
 - Ensure you are using the correct button press (tap for color mode, long press for brightness adjustment).

8. SPECIFICATIONS

Feature	Detail
Model Number	A5119
Brand	Lyridz
Product Dimensions	0.6"D x 2.1"W x 3"H (15.5mm D x 54mm W x 73mm H)
Item Weight	0.09 Kilograms (3.17 ounces)
Color	RGB-2 (Multi-color)
Power Source	Corded Electric
Voltage	230 Volts (AC)
Indoor/Outdoor Usage	Indoor Only
Special Feature	Dusk-to-Dawn Sensor, Foldable Plug, Adjustable Brightness, RGB Colors
Assembly Required	No
Batteries Required	No
Manufacturer	Lyridz (Dongguan Nuomi Innovation Technology Co., Ltd.)

Energie sparen

maximale Kraft 0,5W



Image: The night light highlighting its energy-saving feature with a maximum power consumption of 0.5W, equating to 1KWh for 2000 hours of use.

9. WARRANTY & SUPPORT

Lyridz provides the following support for your product:

- **Warranty:** 12 months limited warranty from the date of purchase.
- **Technical Support:** Lifetime technical support is available.
- **Contact:** For any inquiries or support, please contact us at support@lyridz.com.

Customer Service



12 months limited warranty



Lifetime technical support



support@lyridz.com

Image: Packaging detail showing customer service contact information, including warranty details and support email.