

Dzees D3

Dzees 360° PTZ Security Camera User Manual

Model: D3 | Brand: Dzees

1. PRODUCT OVERVIEW

The Dzees 360° PTZ Security Camera is a versatile wireless outdoor WiFi camera designed to provide comprehensive surveillance for your home. Featuring 2K resolution, pan-tilt-zoom capabilities, color night vision, two-way audio, and AI motion detection, it offers robust security features. This manual provides detailed instructions for setting up, operating, and maintaining your camera.





Figure 1.1: Dzees 360° PTZ Security Camera (Front View)

1.1 Key Features

- **2K HD Video:** Captures clear 2048 x 1536 resolution footage.
- **360° PTZ Control:** 355° pan and 95° tilt for wide area monitoring.
- **Color Night Vision:** Provides full-color video even in low-light conditions up to 100ft.
- **Two-Way Audio:** Built-in microphone and speaker for real-time communication.
- **AI Motion Detection:** Reduces false alerts and identifies people, pets, and vehicles (paid feature for AI recognition and customizable motion area).
- **Wire-Free & Battery Powered:** 9000mAh rechargeable battery, compatible with USB-C solar panels.
- **IP66 Weatherproof:** Designed for outdoor use in various weather conditions.
- **Multiple Storage Options:** Supports Micro SD card (up to 128GB, not included) and cloud storage.

1.2 Package Contents

Verify that all items are present in the package:

- Dzees 360° PTZ Security Camera
- Mounting Bracket
- Type-C Charging Cable
- Screws Set
- Unlock Pin

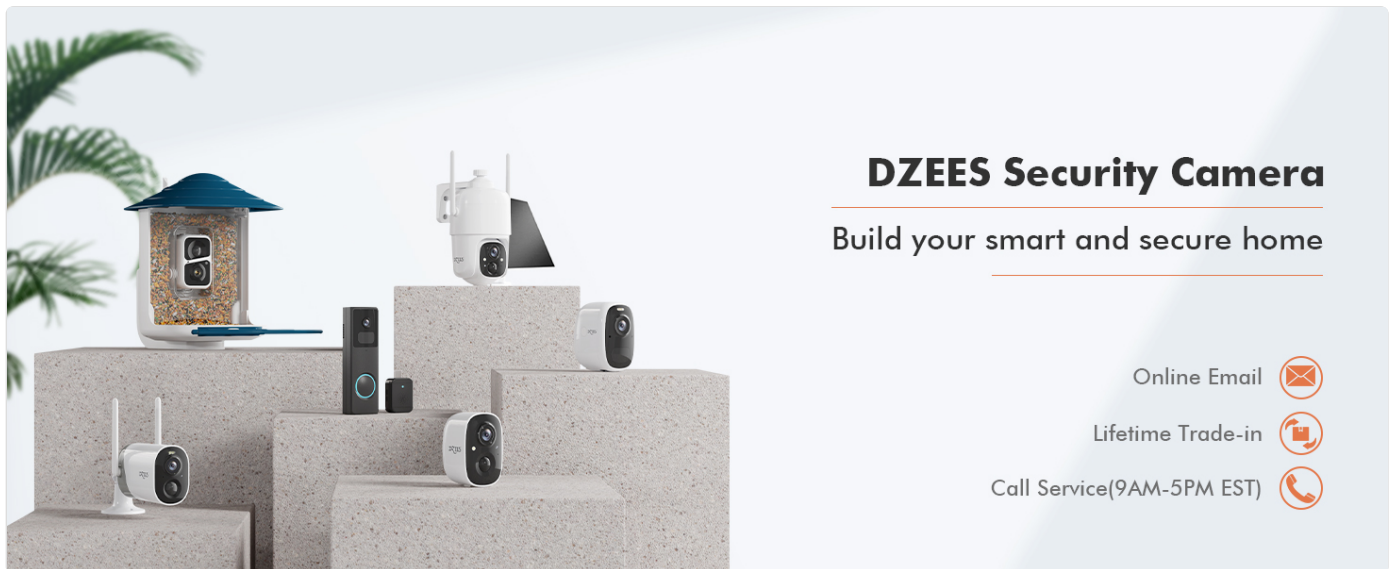


Figure 1.2: Included Accessories and Camera Dimensions

2. SETUP GUIDE

2.1 Initial Charging

Before first use, fully charge the camera using the provided Type-C charging cable. A full charge typically takes approximately 8 hours. The camera's 9000mAh battery provides 3-8 months of use depending on activity.



Figure 2.1: Charging and Standby Time Information

For continuous power, the camera is compatible with USB-C port solar panels (sold separately). Search for B0CT2LHQ RD to purchase a compatible solar panel.



Figure 2.2: Solar Panel Charging Option

2.2 App Installation and Account Setup

Download the "Dzees" or "Vicohome" app from your device's app store (iOS/Android). Follow the in-app instructions to create an account and add your camera. Ensure your mobile device is connected to a 2.4GHz Wi-Fi network during setup, as the camera does not support 5GHz Wi-Fi.

Always Stay Online with Strong WiFi Signal |



Figure 2.3: Camera Features and App Compatibility

2.3 Mounting the Camera

Select a suitable location for mounting the camera, ensuring it has a clear view of the area you wish to monitor and is within range of your 2.4GHz Wi-Fi network. Use the provided mounting bracket and screws to securely attach the camera to a wall or other stable surface. The camera is designed for both indoor and outdoor use.

3. OPERATING INSTRUCTIONS

3.1 Pan, Tilt, and Digital Zoom Control

Utilize the Dzees or Vicohome app to remotely control the camera's pan (355°) and tilt (95°) movements, allowing you to monitor a wide area. The camera also supports 4x digital zoom to view details. You can set up to 5 preset points within the app for quick access to specific viewing angles.



Figure 3.1: Pan, Tilt, and Digital Zoom Capabilities

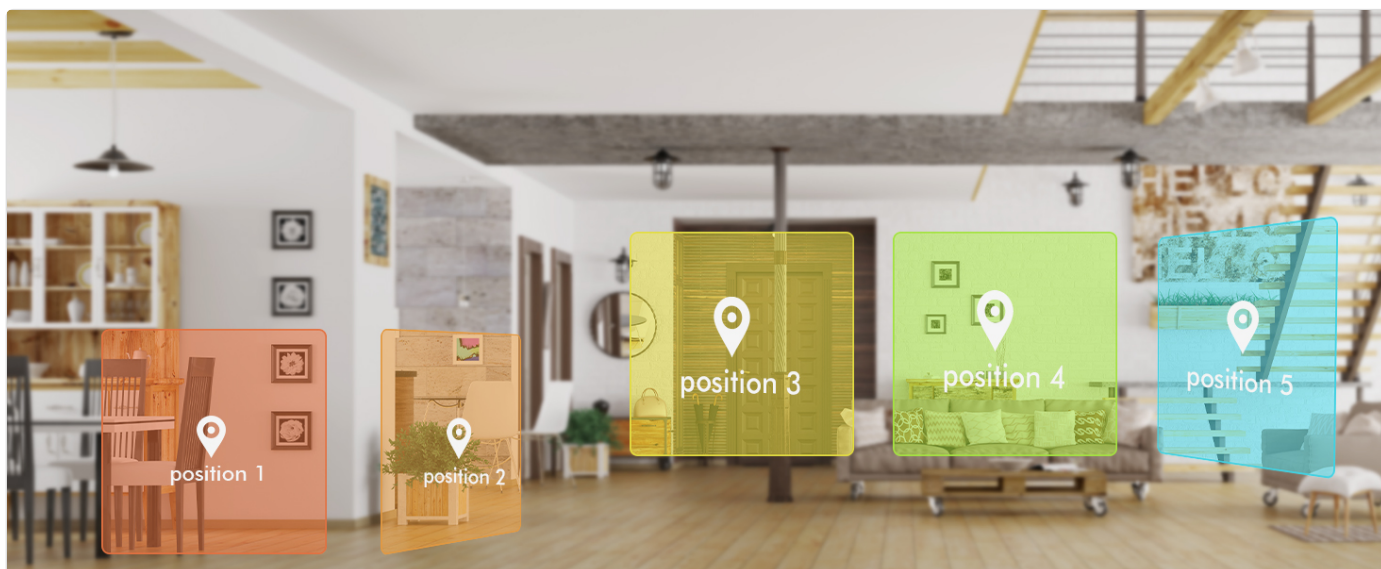


Figure 3.2: Setting Preset Viewing Positions

3.2 Night Vision and Image Quality

The camera provides 2K HD (2048 x 1536) resolution for clear images. It features advanced color night vision, capturing full-color footage up to 100ft even in complete darkness, unlike traditional black and white night vision.

COLOR NIGHT VISION

Capture every story in color, even at night



130°
view angle

3MP
ultra HD

100ft
night vision




Figure 3.3: Color Night Vision Performance

3.3 Two-Way Audio

The integrated microphone and speaker enable two-way communication. You can listen to audio from the camera's location and speak through the camera using the app, allowing you to interact with visitors or deter intruders.



Figure 3.4: Two-Way Audio Functionality

3.4 Motion Detection and Alerts

The camera features AI motion detection to identify people, pets, and vehicles, reducing false alarms. You can customize motion detection areas and adjust sensitivity settings within the app (AI recognition and customizable motion area are paid features). When motion is detected, the camera can trigger a siren, flashlight warning, and send real-time push notifications to your phone.

| Property Protection with Multi-Alarms



Figure 3.5: Multi-Alarm System for Property Protection

INSTANT SECURITY ALERTS

Get notified whenever motion is detected.
Customize activity area in the **Dzees App**



Figure 3.6: Instant Security Alerts via App

AI MOTION RECORDING

Automatically detect, analyze and distinguish people, pets, vehicle in real time

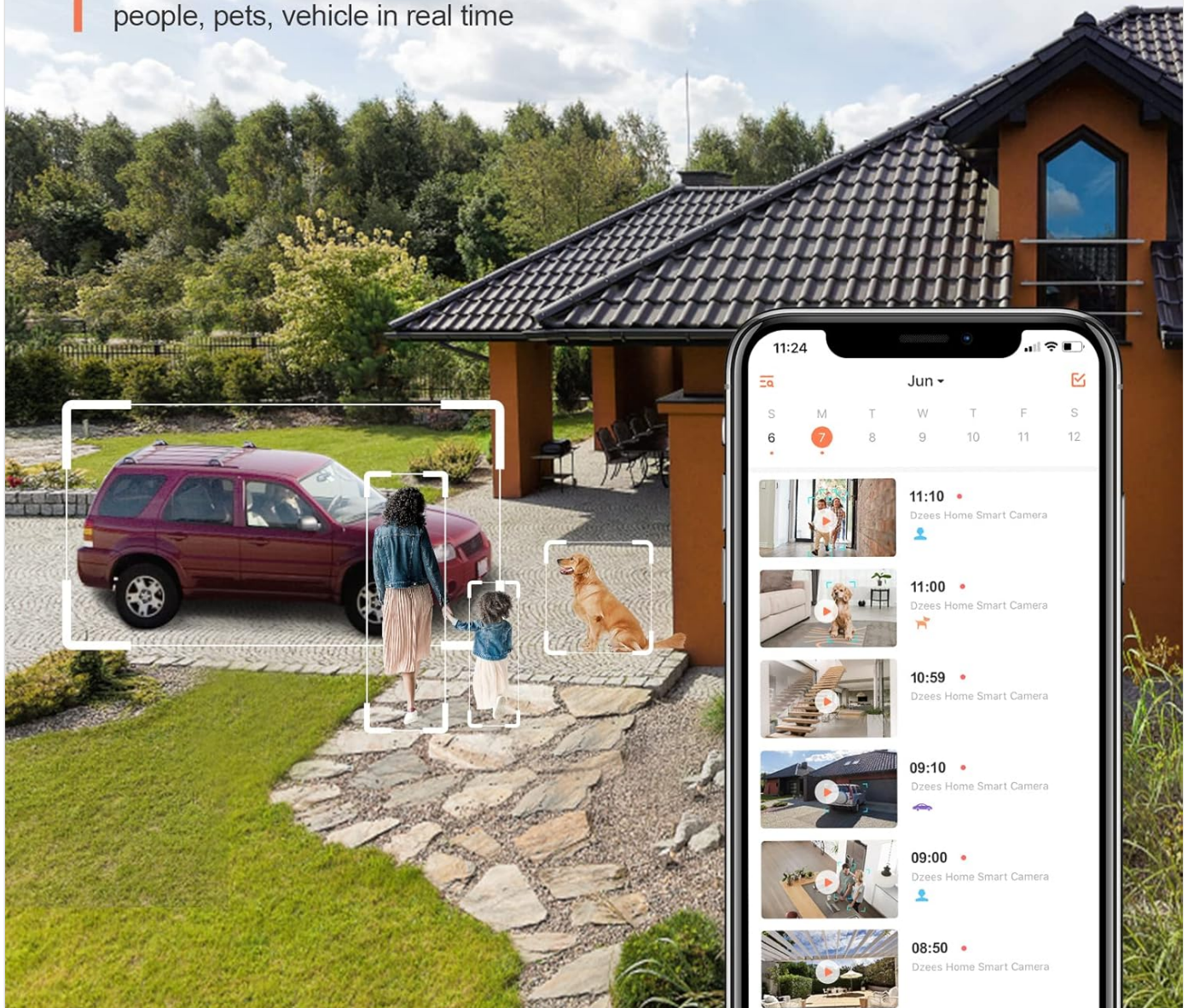


Figure 3.7: AI Motion Recording Capabilities

3.5 Video Storage

Recordings can be stored locally on a Micro SD card (up to 128GB, not included) or via cloud storage. Cloud storage offers a 3-day loop and 0.5GB space for free, with subscription options for extended storage and features.



Figure 3.8: Storage Options

3.6 Family Sharing

The Dzees app allows you to share camera access with up to 5 accounts, enabling multiple family members to live view, control, and receive alerts from the camera. You can manage limitless Dzees cameras within a single app.



Figure 3.9: All-in-one Dzees App Controls

4. MAINTENANCE

4.1 Battery Management

The camera's 9000mAh rechargeable battery provides extended usage. Monitor the battery level through the Dzees app and recharge as needed. For optimal performance and longevity, consider connecting a compatible USB-C solar panel for continuous charging, especially for outdoor installations.

4.2 Weather Resistance

The Dzees camera is rated IP66 weatherproof, meaning it is protected against dust and powerful water jets. This makes it suitable for outdoor use in various weather conditions. Periodically inspect the camera and its mounting for any signs of wear or damage, and clean the lens gently with a soft cloth to ensure clear image quality.




Figure 4.1: IP66 Weatherproof Design

5. TROUBLESHOOTING

This section addresses common issues you might encounter with your Dzees security camera.

Problem	Possible Cause	Solution
Camera not connecting to Wi-Fi	Incorrect Wi-Fi password; Camera too far from router; 5GHz Wi-Fi network being used.	Ensure correct 2.4GHz Wi-Fi password. Move camera closer to router. Confirm router is broadcasting 2.4GHz.
Frequent false motion alerts	High sensitivity setting; Unwanted motion areas included.	Adjust motion detection sensitivity in the app. Define custom activity zones to exclude irrelevant areas (paid feature).
Short battery life	Frequent motion detection; Live view usage; Cold weather.	Reduce motion detection sensitivity. Limit live view time. Consider solar panel charging. Battery performance may decrease in extreme cold.
No video recording	SD card full/corrupted; Cloud storage subscription expired; Motion detection not enabled.	Check SD card status, format or replace if necessary. Verify cloud storage subscription. Ensure motion detection is active.
Two-way audio issues	Microphone/speaker blocked; App volume too low; Network latency.	Ensure no obstructions. Adjust volume in app. Check network connection stability.

6. SPECIFICATIONS

Detailed technical specifications for the Dzees 360° PTZ Security Camera (Model D3).

Feature	Specification
Model Number	D3
Video Resolution	2K (2048 x 1536), 3MP Effective Still Resolution
Pan Angle	355 Degrees

Feature	Specification
Tilt Angle	95 Degrees
Digital Zoom	4x
Night Vision Range	Up to 100ft (Color Night Vision)
Connectivity	2.4GHz Wi-Fi (IEEE 802.11b/g/n)
Power Source	9000mAh Rechargeable Battery / Solar Powered (USB-C)
Weather Resistance	IP66
Storage Options	Micro SD Card (up to 128GB), Cloud Storage
Audio	Two-Way Audio
Motion Detection	AI Motion Detection (Person, Pet, Vehicle)
Operating Temperature	Not specified in provided data, typical for outdoor cameras.
Dimensions (L x W x H)	1 x 1 x 1 inches (approximate, based on product data)
Weight	1.76 ounces (approximate, based on product data)

7. WARRANTY AND SUPPORT

Dzees provides customer support for their products. For technical assistance, warranty claims, or general inquiries, please refer to the contact information provided in your product packaging or visit the official Dzees website. Dzees offers online email support and call service (9AM-5PM EST).

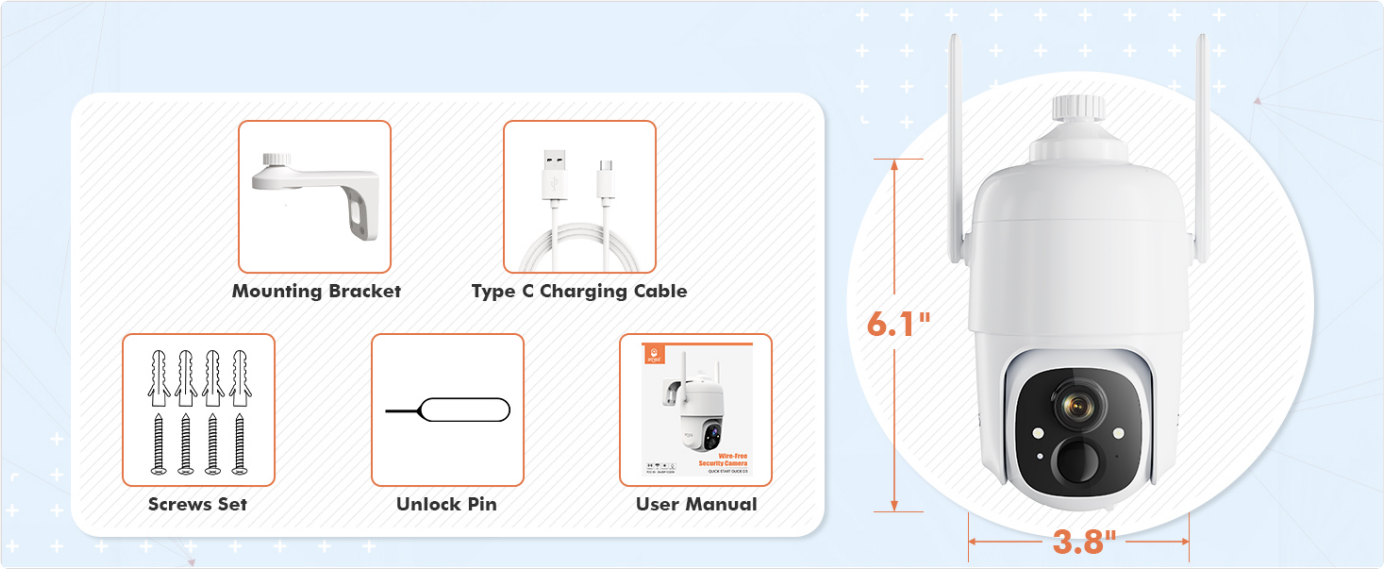


Figure 7.1: Dzees Customer Support Information