

[Manuals.plus](#) /

> [Hichoryer](#) /

> Hichoryer D360 True HEPA Replacement Filter D3 User Manual

Hichoryer D360 True HEPA Replacement Filter

Hichoryer D360 True HEPA Replacement Filter D3 User Manual

Model: D360 True HEPA Replacement Filter

Part Number: 1712-0101-02



1. INTRODUCTION



This user manual provides essential information for the installation, maintenance, and optimal performance of your Hichoryer D360 True HEPA Replacement Filter D3. This filter set is designed to be compatible with the Winix D360 Air Purifier, ensuring a cleaner and healthier indoor air environment.



Image: Hichoryer D360 True HEPA and Activated Carbon Filters, designed for comprehensive air purification.

2. COMPATIBILITY

The Hichoryer D360 True HEPA Replacement Filter D3 is specifically designed for use with the **Winix D360 Air Purifier**. It is a direct replacement for Winix Part Number 1712-0101-02.



Compatible with Winix D360 Air Purifier


Image: Illustration showing the compatibility of Hichoryer D360 filters with the Winix D360 Air Purifier.

3. PRODUCT COMPONENTS


Each package contains the following components:

- **2 x H13 Grade D360 True HEPA Filters:** These filters are engineered to capture 99.97% of airborne particles as small as 0.3 microns. This includes common allergens such as dust, pollen, pet dander, and mold spores, contributing to a significantly cleaner air environment.
- **8 x Activated Carbon Filters:** These pre-filters are designed to trap larger airborne particles like dust, hair, pet fur, and lint. They also play a crucial role in absorbing common household odors from pets, cooking, smoking, and harmful volatile organic compounds (VOCs), thereby extending the lifespan of the True HEPA filter.

2 Stage of Air Purification



Activated Carbon Filter
Activated Carbon Filter absorb household odors from pets, cooking, smoking.



True HEPA filter
HEPA filter high performance capture 99.97% of airborne particles as small as 0.3 microns and pollen.

Image: Diagram illustrating the two-stage air purification process using Activated Carbon and True HEPA filters.

4. INSTALLATION INSTRUCTIONS

Replacing the D3 filters is a straightforward process that requires no special tools. Follow these steps for proper installation:

1. Ensure your Winix D360 Air Purifier is turned off and unplugged from the power outlet before beginning the replacement process.
2. Locate the filter compartment on your air purifier. Refer to your Winix D360 Air Purifier's original manual for specific instructions on opening the compartment.
3. Carefully remove the used Activated Carbon Filters and True HEPA Filters. Dispose of them according to local regulations.
4. Unpack the new Hichoryer Activated Carbon Filters and True HEPA Filters.
5. Insert the new Activated Carbon Filters into their designated slots. Ensure they are seated correctly.
6. Next, insert the new True HEPA Filter into its slot, ensuring it fits snugly.
7. Close the filter compartment securely.

8. Plug the air purifier back into the power outlet and turn it on. Reset the filter replacement indicator on your air purifier, if applicable, by following your device's instructions.

Your browser does not support the video tag.



Video: A visual guide demonstrating the replacement process for the D360 Filter in a Winix D360 Air Purifier.

5. MAINTENANCE AND REPLACEMENT CYCLE

To ensure optimal performance and air purification efficiency, adhere to the recommended replacement schedule:

- **True HEPA Filter:** Replace every **12 months**.
- **Activated Carbon Filters:** Replace every **3 months**.

Regular replacement prevents the accumulation of pollutants on the filters and maintains the air purifier's effectiveness. The actual replacement frequency may vary based on air quality, usage hours, and the presence of pets or smokers in your environment.



Package:	Recommended Replacement Cycle:
True HEPA Filter x 2 Activated Carbon Filter x 8	Every 12 months(HEPA)

Image: A table summarizing the recommended replacement cycles for both True HEPA and Activated Carbon filters.

6. SPECIFICATIONS

Feature	Detail
Brand	Hichoryer
Model Name	D360 True HEPA Replacement Filter
Part Number	1712-0101-02
Filter Type	H13 True HEPA, Activated Carbon
HEPA Filtration Efficiency	99.97% of particles down to 0.3 microns
Compatible Device	Winix D360 Air Purifier
Product Dimensions	15.2 x 12 x 1 inches (approximate)
Item Weight	1.83 pounds
Included Components	2 x H13 True HEPA Filters, 8 x Activated Carbon Filters
UPC	718879960799

FILTER SIZE




Image: Visual representation of the filter dimensions for accurate fit.

7. TROUBLESHOOTING

If you encounter issues after replacing your filters, consider the following common solutions:

- **Air Purifier Not Turning On:** Ensure the air purifier is securely plugged into a working power outlet. Check if the filter compartment cover is fully closed and latched, as some models have safety switches.
- **Reduced Airflow or Odor:** This often indicates that the filters are clogged or have reached the end of their lifespan. Verify that the new filters are installed correctly and consider if it's time for a replacement based on the recommended schedule.
- **Filter Replacement Indicator Still On:** After replacing filters, most air purifiers require a manual reset of the filter life indicator. Refer to your Winix D360 Air Purifier's original manual for specific instructions on how to reset this indicator.
- **Unusual Noise:** Ensure the filters are seated properly and not obstructing any moving parts within the air purifier.

For persistent issues not covered here, please consult the original Winix D360 Air Purifier user manual or contact

Hichoryer customer support.

8. WARRANTY AND SUPPORT

Hichoryer is committed to providing high-quality replacement filters. For any questions regarding product compatibility, installation, or performance, please refer to the contact information provided with your purchase or visit the official Hichoryer brand store on Amazon for further assistance.

For specific warranty details, please retain your proof of purchase and refer to the warranty information provided by Hichoryer at the time of purchase. General return policies are typically 30 days from the date of purchase.

[Visit the Hichoryer Store on Amazon](#)



© 2023 Hichoryer. All rights reserved.

This manual is for informational purposes only. Specifications are subject to change without notice.