

Manuals+

[Q & A](#) | [Deep Search](#) | [Upload](#)

manuals.plus /

- > [HONOR](#) /
- > [HONOR Choice Earbuds X Instruction Manual](#)

HONOR ALD-00

HONOR Choice Earbuds X Instruction Manual

Brand: HONOR | Model: ALD-00

1. PRODUCT OVERVIEW

The HONOR Choice Earbuds X are True Wireless Stereo (TWS) earbuds designed for a high-quality audio experience with extended battery life and convenient features. They offer clear call quality through dual-mic noise reduction and are built for comfort with a lightweight, semi in-ear design. The earbuds are equipped with Bluetooth 5.2 for stable connectivity and IPX4 water resistance, making them suitable for various activities.



Image 1.1: HONOR Choice Earbuds X in their charging case.



Image 1.2: Overview of key features including 28-hour battery life, dual-mic noise reduction, IPX4 water resistance, Bluetooth 5.2, 12mm bio-diaphragm drivers, lightweight semi in-ear design, game mode, and AI-Voice wake-up.

2. WHAT'S IN THE BOX

Upon opening the package, please ensure all items are present:

- HONOR Choice Earbuds X (Left and Right Earbuds)
- Charging Case
- Charging Cable (Type-C)
- User Manual (this document)

3. SETUP GUIDE

3.1 Initial Charging

Before first use, fully charge the earbuds and the charging case. Connect the provided USB Type-C cable to the charging

port on the case and a power source. The indicator light on the case will show charging status.

- Insert the earbuds into the charging case.
- Connect the USB-C cable to the charging case and a USB power adapter (not included) or a computer's USB port.
- The indicator light on the charging case will illuminate to show charging.

3.2 Pairing with a Device

The HONOR Choice Earbuds X utilize Bluetooth 5.2 for a stable connection.

1. Ensure the earbuds are in the charging case and the case lid is open.
2. On your smartphone or Bluetooth-enabled device, go to the Bluetooth settings.
3. Select "HONOR Choice Earbuds X" from the list of available devices.
4. Once connected, a confirmation sound will play, and the earbuds will be ready for use.

Note: For subsequent uses, the earbuds will automatically connect to the last paired device when taken out of the case.

3.3 Wearing the Earbuds

The earbuds feature a lightweight semi in-ear design for comfortable wear.

- Identify the left (L) and right (R) earbuds.
- Gently insert each earbud into the corresponding ear canal.
- Adjust the earbud slightly to ensure a secure and comfortable fit. A proper fit enhances sound quality and noise isolation.

4. OPERATING INSTRUCTIONS

4.1 Touch Controls

The HONOR Choice Earbuds X feature intuitive touch controls on each earbud. The following actions can be performed:



Type C Charging



IPX4 water resistance



Comfortable Touch Control



Wake up AI-Voice

What's the weather like today?

It's sunny right now.

Call Anna

OK.

Play music

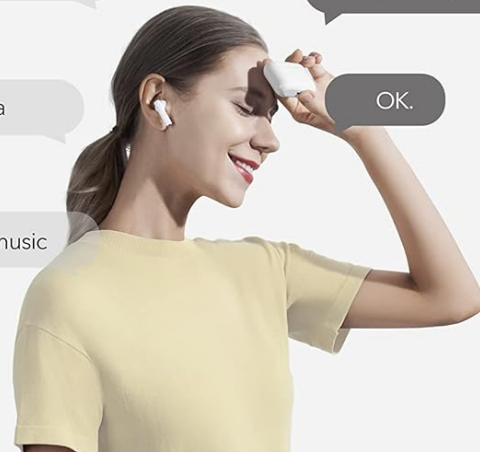


Image 4.1: Touch control diagram for the earbuds.

- **Double Tap (Left/Right Earbud):** Play/Pause music, Answer/End call.
- **2-second Long Press (Left/Right Earbud):** Reject call.
- **Triple Tap (Left/Right Earbud):** Activate AI-Voice assistant.
- **3-second Long Press (Both Earbuds):** Enter/Exit Game Mode.

4.2 Call Management

The earbuds are equipped with dual-mic noise reduction for clear voice pickup during calls.

- **Answering a Call:** Double tap either earbud.
- **Ending a Call:** Double tap either earbud.
- **Rejecting a Call:** Long press either earbud for 2 seconds.




Image 4.2: Dual-Mic Noise Reduction technology ensures clear voice during calls by filtering ambient noise.

4.3 Music Playback

- **Play/Pause:** Double tap either earbud.



Image 4.3: The earbuds offer up to 28 hours of music playback, optimized for low power consumption.

4.4 Game Mode

Activate Game Mode for reduced audio latency, providing a more synchronized gaming experience.

- **Activate/Deactivate Game Mode:** Long press both earbuds simultaneously for 3 seconds.

Enable Game Mode

Never miss a beat with
low latency.



Image 4.4: Enable Game Mode for low latency audio, ensuring you never miss a beat during gameplay.

4.5 AI-Voice Assistant

Quickly access your device's AI-Voice assistant for hands-free control.

- **Activate AI-Voice:** Triple tap either earbud.

5. MAINTENANCE

Proper maintenance ensures the longevity and optimal performance of your earbuds.

5.1 Cleaning

- Regularly clean the earbuds and charging case with a soft, dry, lint-free cloth.
- Do not use abrasive materials, solvents, or aerosol sprays.
- Gently remove any earwax or debris from the earbud mesh and charging contacts using a dry cotton swab or a small, soft brush.

5.2 Water Resistance (IPX4)

The HONOR Choice Earbuds X are rated IPX4 for water resistance, meaning they are protected against splashing water from any direction. This makes them suitable for workouts and light rain.

- Do not submerge the earbuds in water.
- Avoid exposing them to high-pressure water jets.
- Ensure the earbuds and charging case are completely dry before placing them back in the case or charging.



Image 5.1: The IPX4 water resistance makes the earbuds suitable for active use, such as running.

5.3 Storage

- When not in use, store the earbuds in their charging case to protect them and keep them charged.
- Store in a cool, dry place away from extreme temperatures and direct sunlight.

6. TROUBLESHOOTING

If you encounter issues with your HONOR Choice Earbuds X, refer to the following common solutions:

6.1 Pairing Issues

- **Earbuds not connecting:** Ensure Bluetooth is enabled on your device. Place earbuds back in the case, close the lid, wait a few seconds, then open and try pairing again.
- **Only one earbud working:** Place both earbuds back in the charging case, close the lid, and then open it again. Ensure both earbuds are charged.
- **Cannot find "HONOR Choice Earbuds X" in Bluetooth list:** Ensure the earbuds are in pairing mode (usually by opening the case lid). Try turning Bluetooth off and on again on your device.

6.2 Sound Issues

- **No sound:** Check the volume level on your connected device. Ensure the earbuds are properly seated in your ears.
- **Low volume:** Increase the volume on your connected device. Clean any debris from the earbud mesh.
- **Intermittent sound/disconnections:** Ensure you are within the Bluetooth range of your device. Avoid strong electromagnetic interference.

6.3 Charging Issues

- **Earbuds not charging:** Ensure the charging contacts on both the earbuds and the case are clean and dry. Make sure the charging cable is securely connected.
- **Charging case not charging:** Try a different USB-C cable and power adapter. Ensure the charging port is free of

debris.

7. SPECIFICATIONS

Detailed technical specifications for the HONOR Choice Earbuds X (Model: ALD-00):

Feature	Specification
Model Name	HONOR CHOICE Earbuds X (ALD-00)
Connectivity Technology	Wireless (Bluetooth)
Bluetooth Version	5.2
Audio Driver Type	12mm Bio-diaphragm Dynamic Driver
Battery Life (Earbuds + Case)	Up to 28 Hours
Earbud Weight	Approx. 4 g per earbud
Water Resistance Level	IPX4 (Water Resistant)
Control Type	Touch Control (Call Control, Media Control)
Microphone	Dual-Mic Noise Reduction for Calls
Special Features	Fast Charging, AI-Voice Wake-up, Game Mode
Charging Port	USB Type-C
Dimensions (Product)	6 x 4.6 x 2.4 cm
Material	Plastic
Country of Origin	China




Image 7.1: Internal components of an earbud, highlighting the 12mm bio-diaphragm driver.

8. WARRANTY AND SUPPORT

For warranty information and customer support, please refer to the details below:

- **Manufacturer:** HONOR, INSTANT TECHNOLOGY SUPPLY CHAIN HONG KONG LTD, 31/F, Fortis Tower, 77-79 Gloucester Road, Wanchai, Hong Kong

- **Importer (India):** PSAV Global Tech Private Limited BR-12, Sector-45, Noida, Gautam Buddha Nagar, U.P. 201301, India
- **Customer Care No.:** 18003098970
- **E-mail:** customersupport@psavglobaltech.com
- **Date First Available:** 31 August 2022

Please retain your proof of purchase for warranty claims.