

Seamaid B0B7R536WB

Seamaid Women's Hiking Pants Instruction Manual

Model: B0B7R536WB

- Overview
- Setup
- Usage
- Maintenance
- Troubleshooting
- Specifications
- Size
- Guide
- Support

1. PRODUCT OVERVIEW

The Seamaid Women's Hiking Pants are designed for outdoor enthusiasts, offering a blend of comfort, durability, and functionality. These quick-dry, lightweight, and water-resistant cargo pants are ideal for various outdoor activities, including hiking, travel, and general outdoor use. They feature multiple zippered pockets for secure storage and adjustable elements for a customized fit. Key features include quick-dry, sun-proof, wear-resistant, and scratch-resistant fabric, an elastic waistband with drawstring, multiple zippered pockets, and adjustable drawstring locks on the cuffs.





Image 1.1: Front view of the Seamaid Women's Hiking Pants in Army Green. These pants feature a comfortable elastic waistband and multiple pockets.



Image 1.2: Back view of the Seamaid Women's Hiking Pants, showcasing the rear pocket and overall fit.

2. SETUP AND ADJUSTMENTS

The Seamaid Hiking Pants are designed for immediate use. Before your activity, ensure a comfortable and secure fit using the integrated adjustment features.

2.1 Elastic Waistband and Drawstring

The pants feature an elastic waistband with an adjustable drawstring. To secure the fit around your waist:

1. Put on the pants and position the waistband comfortably at your natural waist.

2. Pull the drawstring ends to tighten the waistband to your desired snugness.
3. Tie the drawstring in a bow or knot to secure the adjustment.




Image 2.1: Detail of the elastic waistband and drawstring for custom fit adjustment.

2.2 Adjustable Cuffs

The pant cuffs are equipped with adjustable drawstring locks, allowing you to modify the length and fit around your ankles. This feature is useful for adapting to different footwear or environmental conditions.

1. Locate the drawstring and lock mechanism on the inside of each pant cuff.
2. Pull the drawstring to gather the fabric at the ankle, shortening the pant leg.
3. Press the lock button and slide it to secure the drawstring in place at the desired length.
4. To loosen, press the lock button and release the drawstring.

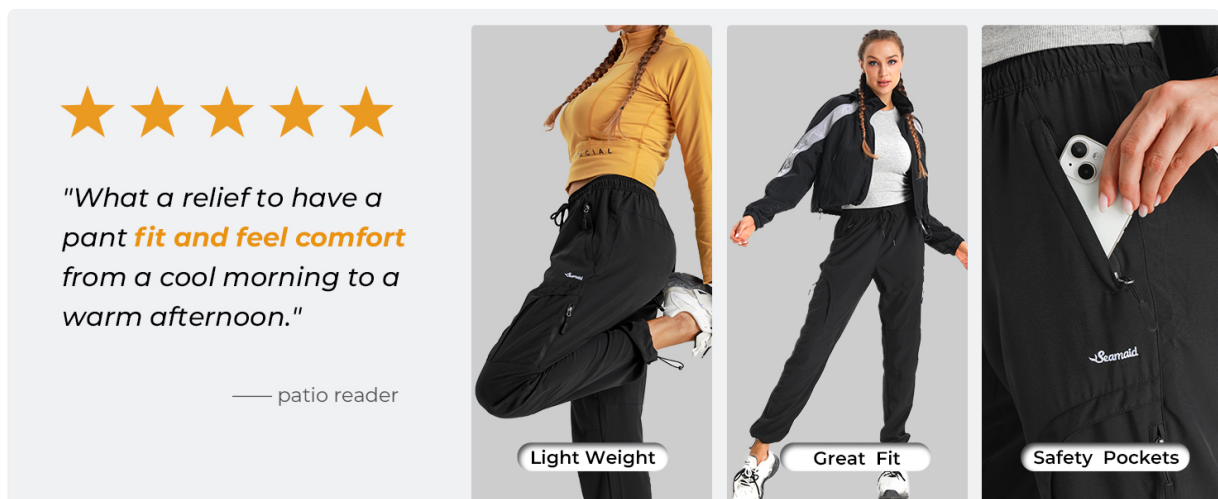


Image 2.2: Illustration of the adjustable drawstring at the pant cuff, allowing for length modification.

3. USAGE GUIDELINES

3.1 Utilizing Pockets

The Seamaid Hiking Pants are equipped with multiple zippered pockets to keep your belongings secure during activities:

- **2 Zippered Side Pockets:** Located on each side, suitable for quick access items like keys, small snacks, or a phone.

- **2 Zippered Leg Pockets:** Positioned on the thighs, these cargo-style pockets offer additional secure storage for larger items such as maps or a compact wallet.
- **1 Hip Zippered Pocket:** Located on the back hip, ideal for securing valuables.

Always ensure zippers are fully closed to prevent items from falling out during movement.



Image 3.1: Visual representation of the elastic waistband, security pockets, and adjustable drawstring features.

4. CARE AND MAINTENANCE

Proper care will extend the life and maintain the performance of your Seamaid Hiking Pants.

4.1 Washing Instructions

- **Machine Wash:** These pants are machine washable. Use a gentle cycle with cold water.
- **Detergent:** Use a mild detergent. Avoid harsh chemicals or bleach, as these can damage the fabric's water-resistant and quick-dry properties.
- **Drying:** Tumble dry on low heat or hang dry. Air drying is recommended to preserve fabric integrity and reduce energy consumption. Avoid high heat, which can damage the spandex fibers.
- **Ironing:** If necessary, iron on a low setting. Do not iron directly over zippers or drawstrings.
- **Storage:** Store in a cool, dry place away from direct sunlight.

Note: Always refer to the care label inside the garment for the most accurate and up-to-date care instructions.

5. TROUBLESHOOTING

While the Seamaid Hiking Pants are designed for durability and performance, here are some common considerations:

5.1 Fit Issues

- **Pants feel too tight or too loose:** Refer to the [Size Guide](#) section to ensure you have selected the correct size based on your measurements. The elastic waistband and adjustable drawstring allow for minor adjustments.
- **Pant length is too long or too short:** Utilize the adjustable drawstring locks on the cuffs to customize the pant length.

5.2 Fabric Performance

- **Water resistance seems reduced:** Ensure proper care instructions are followed. Over time, fabric treatments can wear off. Re-treating with a DWR (Durable Water Repellent) spray designed for outdoor apparel may restore water resistance.
- **Pants are not drying quickly:** Verify that the pants are not overly saturated and that they are exposed to adequate airflow for drying. Ensure they are clean, as dirt can impede quick-dry properties.

For any issues not covered here, please contact Seamaid customer support.

6. PRODUCT SPECIFICATIONS

Feature	Detail
Model Number	B0B7R536WB
Fabric Type	94% Polyester, 6% Spandex
Closure Type	Drawstring
Care Instructions	Machine Wash
Department	Womens
Package Dimensions	11.26 x 9.21 x 1.69 inches

Item Weight	9.73 ounces
Key Properties	Quick-dry, Water-resistant, Lightweight, Sun-proof, Wear-resistant, Scratch-resistant



Image 6.1: Icons illustrating key fabric properties such as water resistance, lightweight, quick-dry, sun protection, and wrinkle-free.

7. SIZE GUIDE

To ensure the best fit, please refer to the following size chart. Measurements are approximate and intended as a guide.


US Regular

Brand Size	Waist (in)	Hip (in)	Inseam (in)
S	26.5 - 29	40 - 43	28.5
M	29 - 31.5	42.5 - 45.5	29
L	31.5 - 35.5	45 - 48	29.5
XL	34.5 - 38.5	48 - 51	30
XXL	37.5 - 41.5	51 - 54	30.3

Model's Size:

M

Height: 5'8"
Waist: 24"
Hips: 37"



Find Your Size

Size	Waist (in)	Hips (in)	Inseam (in)
S	26.5-29"	40-43"	28.5"
M	29-31.5"	42.5-45.5"	29"
L	31.5-35.5"	45-48"	29.5"
XL	34.5-38.5"	48-51"	30"
XXL	37.5-41.5"	51-54"	30.3"

Image 7.1: A visual guide to finding your size, including model measurements and a comprehensive size chart.

8. WARRANTY AND SUPPORT

8.1 Warranty Information

Specific warranty details for Seamaid Women's Hiking Pants are not provided in this manual. For information regarding product warranty, returns, or exchanges, please refer to the retailer's policy where the product was purchased or contact Seamaid directly.

8.2 Customer Support


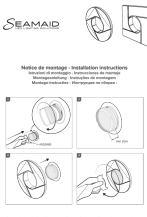

For further assistance, questions, or support regarding your Seamaid Women's Hiking Pants, please visit the official Seamaid store or contact their customer service department.

Seamaid Official Store: [Visit Seamaid Store on Amazon](#)

© 2024 Seamaid. All rights reserved.

This manual is for informational purposes only. Product specifications are subject to change without notice.

Related Documents - B0B7R536WB

	<p>Seamaid LEDINPOOL RGB LED Flat Projector for Swimming Pools - Installation and Maintenance Manual</p> <p>Comprehensive guide for the Seamaid LEDINPOOL RGB LED Flat Projector, detailing installation, usage, maintenance, safety precautions, and technical specifications for swimming pool lighting.</p>
	<p>Seamaid Tubular LED Projector Installation and Dismantling Instructions</p> <p>This document provides installation and dismantling instructions for Seamaid tubular LED projectors, including details on circular and square bezels. It covers the assembly process with step-by-step guidance and part identification.</p>
	<p>Welldana Radio Remote Switches 500743 & 500750 Installation and Maintenance Manual</p> <p>Comprehensive guide for installing, operating, and maintaining Welldana SeaMAID radio remote switches (models 500743 and 500750). Covers general characteristics, assembly, safety warnings, technical specifications, and conformity declarations.</p>
	<p>Comprehensive Game List for Classic Video Games</p> <p>An extensive list of classic video games, covering various genres and platforms, including titles like Super Mario Bros., Contra, Donkey Kong, and many more.</p>

