

Sordin Supreme Pro-X

Sordin Supreme Pro-X Electronic Ear Defenders User Manual

Model: Supreme Pro-X

1. INTRODUCTION

The Sordin Supreme Pro-X Electronic Ear Defenders are designed to provide advanced hearing protection while enhancing situational awareness. These ear defenders feature active noise reduction, amplifying low sounds for clear communication and environmental awareness, while effectively blocking out harmful loud noises. Equipped with waterproof microphones and robust electronics, they are suitable for various demanding environments.



Figure 1: Sordin Supreme Pro-X Electronic Ear Defenders. These black ear defenders feature a padded headband and earcups, with controls visible on the side of one earcup.

2. SETUP

2.1. Battery Installation

1. Locate the battery compartment on one of the earcups.
2. Unscrew the battery cap.
3. Insert two AAA batteries, ensuring correct polarity (+/-).

4. Replace the battery cap and screw it firmly to ensure a waterproof seal.



Video 1: Instructions on how to change the batteries in Sordin Supreme ear defenders. The video demonstrates unscrewing the battery cap, inserting AAA batteries, and re-securing the cap.

2.2. Adjusting the Headband

Adjust the headband to ensure a snug and comfortable fit over your ears. The earcups should fully cover your ears to provide optimal hearing protection and sound amplification.



Figure 2: Sordin Supreme Pro-X Ear Defenders showing the adjustable headband and comfortable earcups.

3. OPERATING INSTRUCTIONS

3.1. Power On/Off and Volume Control

- To power on, press and hold the central button on the earcup control panel until you hear an audible confirmation.
- Use the '+' and '-' buttons to adjust the volume of ambient sounds.
- To power off, press and hold the central button again until the unit shuts down.



SORDIN

Easy to operate keypad

Leicht bedienbares Tastenfeld

Figure 3: Close-up view of the easy-to-operate control keypad on the Sordin Supreme Pro-X ear defender, showing power and volume buttons.

3.2. Active Noise Reduction and Dynamic Suppression

The Supreme Pro-X features active noise reduction technology that amplifies weak sounds (up to 1:4 ratio) while instantaneously suppressing impulse noises above a safe level. This allows for clear hearing of speech and environmental sounds, such as game or other animals, while protecting against loud impacts like gunshots.



SORDIN

**Active noise amplification, perfect for
hunters, shooters & special forces**

**Aktive Geräusch-Verstärkung, perfekt für
Jäger, Schützen & Spezial-Einheiten**

Figure 4: A man wearing Sordin Supreme Pro-X Ear Defenders, demonstrating their use in an outdoor hunting scenario with a dog.

3.3. Audio Input

The ear defenders include an audio input jack for connecting external audio sources, such as communication radios or MP3 players. This allows for audio entertainment or communication while maintaining hearing protection.

4. MAINTENANCE

4.1. Cleaning

- Wipe the exterior of the ear defenders with a damp cloth. Avoid using harsh chemicals or abrasive cleaners.
- Ensure the battery compartment is securely closed before cleaning to prevent water ingress.

4.2. Gel Ear Kit Care

The premium gel ear kits provide enhanced comfort and seal. Regularly inspect them for wear and tear. Replace if damaged to maintain optimal performance and hygiene.



Figure 5: Sordin Supreme Pro-X Ear Defenders featuring the premium gel ear kits for enhanced comfort and seal.

5. TROUBLESHOOTING

- **No Sound/Low Volume:**

- Check battery levels and replace if necessary.
- Ensure the unit is powered on and volume is adjusted correctly.
- Verify external audio source connection if applicable.

- **Poor Noise Reduction:**

- Ensure earcups form a tight seal around your ears. Adjust the headband for a better fit.
- Inspect ear cushions for damage or wear. Replace if compromised.

- **Intermittent Functionality:**

- Check battery contacts for corrosion and clean if needed.
- Ensure the battery cap is fully tightened.

6. SPECIFICATIONS

Product Dimensions	9.06 x 7.36 x 4.29 inches; 1.21 Pounds
Model Number	Sordin Supreme Pro-X (ACE-Edition)
Batteries	2 AAA batteries required (included)
Certifications	ANSI S3.19-1974, EN 352-1, EN 352-4, EN 352-8
Noise Amplification	Up to 1:4 ratio
Microphones	Waterproof



Figure 6: Sordin Supreme Pro-X Ear Defenders displaying various certification labels, including EN 352-1.






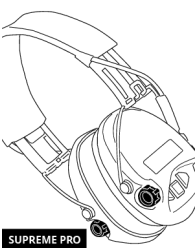
7. WARRANTY AND SUPPORT

For detailed warranty information and customer support, please refer to the official Sordin website or contact your

authorized dealer. Keep your proof of purchase for warranty claims.



Related Documents - Supreme Pro-X

	<p>Sordin Supreme Pro-X & Pro-X LED Quick Guide Hearing Protection</p> <p>Concise quick guide for Sordin Supreme Pro-X and Pro-X LED hearing protection devices. Learn basic settings, how to switch audio profiles (Hunting, Shooting, Focus, Comms), and understand their features.</p>
	<p>Sordin Supreme X2 Electronic Hearing Protector Technical Datasheet</p> <p>Comprehensive technical datasheet for the Sordin Supreme X2 electronic hearing protector, designed for hunting and shooting. Details include product features, materials, technical specifications, detailed attenuation data for headband and neckband versions, audio profile descriptions, and ordering information.</p>
	<p>Sordin Supreme Pro-X & Pro-X LED Quick Guide</p> <p>A concise quick guide for Sordin Supreme Pro-X and Pro-X LED hearing protectors, detailing basic settings, audio profile switching (Hunting, Shooting, Focus, Comms), and features.</p>
	<p>Sordin Supreme Pro-X & Pro-X LED Quick Guide Hearing Protection</p> <p>Concise guide to Sordin Supreme Pro-X and Pro-X LED hearing protectors, covering basic settings, power operations, and detailed explanations of the Hunting, Shooting, Focus, and Comms audio profiles for optimal situational awareness and communication.</p>
	<p>Sordin Supreme T2 User Manual: Electronic Hearing Protection Guide</p> <p>Explore the Sordin Supreme T2 electronic hearing protector manual. Discover its features for noise protection, situational awareness, and communication, along with operational guides, safety information, and technical data for various models.</p>
	<p>Sordin Supreme Pro Line: Omfattande Användarmanual</p> <p>Utforska Sordin Supreme Pro Line hörselskydd. Denna bruksanvisning ger detaljerade instruktioner för installation, användning, underhåll och tekniska specifikationer för Supreme Pro-serien.</p>