

## iHome iHPA-800-LT

# iHome iHPA-800LT Wireless Rechargeable Bluetooth Portable Party Speaker Instruction Manual

## INTRODUCTION

This manual provides essential information for the safe and efficient operation of your iHome iHPA-800LT Wireless Rechargeable Bluetooth Portable Party Speaker. Please read these instructions thoroughly before using the product and retain them for future reference.

The iHPA-800LT is a portable audio system designed for various entertainment needs, featuring Bluetooth connectivity, a wired microphone for karaoke, and integrated LED lighting effects. Its rechargeable battery allows for wireless operation, making it suitable for both indoor and outdoor use.

## WHAT'S IN THE BOX

Upon unpacking, please ensure all items listed below are present and in good condition:

- iHome iHPA-800LT Portable Party Speaker
- Wired Microphone
- USB Charging Cable
- Wireless Remote Control

# WHAT'S IN THE BOX

iHPA-800LT SPEAKER - MICROPHONE WITH CABLE  
USB CHARGING CABLE - WIRELESS REMOTE



Image: The iHPA-800LT speaker and its included accessories: a wired microphone, USB charging cable, and wireless remote control.

## PRODUCT OVERVIEW

### Key Features

- **Portable Design:** Equipped with ergonomic handles and a rechargeable battery for easy transport and use in various locations.
- **LED Party Lighting:** Multi-color LED lights on the woofer and horn that synchronize with music.
- **Powerful Sound:** 100 Watts of peak power driving an 8-inch woofer for clear audio output.
- **Multiple Audio Options:** Supports Bluetooth, AUX input, USB, and microSD card playback.
- **Karaoke Functionality:** Includes a wired microphone with an adjustable echo effect.
- **True Wireless Stereo (TWS):** Allows two iHPA-800LT speakers to be wirelessly linked for a stereo sound experience.



Image: The iHome iHPA-800LT speaker displaying its LED lighting and the included remote control.

### Controls and Connections (Rear Panel)

The rear panel of the iHPA-800LT speaker provides access to various controls and input/output ports:

- **MIC INPUT:** 1/4-inch jack for connecting the wired microphone.
- **MIC VOLUME:** Rotary knob to adjust the microphone's volume level.
- **ECHO:** Rotary knob to adjust the echo effect for the microphone.
- **USB PLAY:** Port for USB flash drives containing audio files.
- **microSD CARD:** Slot for microSD cards containing audio files.



- **DIGITAL DISPLAY:** Shows current mode, track information, and other status indicators.
- **LIGHTS:** Button to cycle through or turn off LED lighting effects.
- **MODE:** Button to switch between input sources (Bluetooth, AUX, USB, microSD).
- **BT DIS:** Button to disconnect Bluetooth.
- **CHARGE 5V = IN:** Micro USB port for charging the speaker's internal battery.
- **CHARGE LED:** Indicator light for charging status.
- **VOLUME POWER ON/OFF:** Rotary knob to turn the speaker on/off and adjust the master volume.



Image: Detailed view of the speaker's rear panel, highlighting the microphone input, volume controls, echo effect knob, USB and microSD slots, digital display, and charging port.

## SETUP

### Initial Charging

1. Before first use, fully charge the speaker. Connect the provided USB charging cable to the 'CHARGE 5V = IN' port on the rear panel of the speaker.

2. Connect the other end of the USB cable to a compatible USB power adapter (not included) or a powered USB port.
3. The 'CHARGE LED' indicator will illuminate during charging and turn off once fully charged. A full charge typically takes approximately 6 hours.

## Powering On/Off

To power on the speaker, rotate the 'VOLUME POWER ON/OFF' knob clockwise. To power off, rotate the knob counter-clockwise until it clicks.

## OPERATING INSTRUCTIONS

---

### Bluetooth Pairing

The iHPA-800LT supports Bluetooth 5.0 for wireless audio streaming up to 25 feet.

1. Ensure the speaker is powered on and in Bluetooth mode. The digital display will show 'BT' and a blinking Bluetooth icon, indicating it's ready for pairing.
2. On your mobile device (smartphone, tablet, etc.), enable Bluetooth and search for available devices.
3. Select 'iHPA-800LT' from the list of devices.
4. Once paired, the Bluetooth icon on the speaker's display will stop blinking and remain solid. You can now stream audio wirelessly.
5. To disconnect Bluetooth, press the 'BT DIS' button on the rear panel or disconnect from your device's Bluetooth settings.

# 5.0 BLUETOOTH

CONNECTIVITY UP TO 25FT AWAY



Image: The iHPA-800LT speaker connected wirelessly via Bluetooth to a smartphone, illustrating its 5.0 Bluetooth connectivity.

## True Wireless Stereo (TWS) Function

To link two iHPA-800LT speakers for a true stereo experience:

1. Ensure both speakers are powered on and in Bluetooth mode, but not yet paired with any device.
2. On one speaker (this will be the primary speaker), press and hold the 'MODE' button for a few seconds until you hear a confirmation tone, indicating TWS pairing mode.
3. The two speakers will automatically connect to each other. Once connected, the primary speaker's Bluetooth indicator will blink, and the secondary speaker's indicator will be solid.
4. Now, pair your mobile device with the primary speaker as described in the Bluetooth Pairing section. Audio will play in stereo across both speakers.





Image: Two iHPA-800LT speakers demonstrating the TWS feature, allowing them to play audio in synchronized stereo.

## Microphone Usage (Karaoke)

1. Connect the wired microphone to the 'MIC INPUT' jack on the rear panel.
2. Adjust the microphone's volume using the 'MIC VOLUME' knob.
3. Use the 'ECHO' knob to add or remove an echo effect to your vocals.

## Other Audio Inputs (USB, microSD, AUX)

The speaker supports playback from USB drives, microSD cards, and external devices via AUX input.

- **USB/microSD:** Insert a USB flash drive into the 'USB PLAY' port or a microSD card into the 'microSD CARD' slot. The speaker will automatically switch to the respective mode and begin playback. Use the remote control or panel buttons to navigate tracks.
- **AUX Input:** Connect an external audio device (e.g., MP3 player, laptop) to the 'AUX IN' port (if available, otherwise use Bluetooth) using a 3.5mm audio cable. Press the 'MODE' button to select AUX mode.

## LED Party Lighting

The speaker features integrated multi-color LED lights that enhance the listening experience.

- Press the 'LIGHTS' button on the rear panel or the remote control to cycle through different lighting modes or to turn the lights off.
- The lights are designed to dance and change with the rhythm of the music.

# LIGHT IT UP

## MULTI-COLOR PARTY LIGHTING



Image: The iHPA-800LT speaker illuminated with multi-color LED lights, creating a party atmosphere.

## MAINTENANCE

- **Cleaning:** Use a soft, dry cloth to clean the exterior of the speaker. Do not use abrasive cleaners or solvents.
- **Storage:** Store the speaker in a cool, dry place away from direct sunlight and extreme temperatures when not in use for extended periods.
- **Battery Care:** To prolong battery life, avoid fully discharging the battery frequently. Recharge the speaker regularly, even if not in constant use.
- **Water Exposure:** This speaker is not waterproof. Avoid exposing it to water or excessive moisture.

## TROUBLESHOOTING

Problem	Possible Cause	Solution
---------	----------------	----------



Problem	Possible Cause	Solution
Speaker does not power on.	Battery is discharged.	Connect the speaker to a power source using the USB charging cable and allow it to charge.
No sound output.	Volume is too low; incorrect input mode selected; device not properly connected.	Increase the master volume. Press the 'MODE' button to select the correct input source. Ensure Bluetooth device is paired or AUX/USB/microSD is properly connected.
Bluetooth device cannot pair.	Speaker is not in pairing mode; device is too far; interference.	Ensure speaker is in Bluetooth mode and the Bluetooth icon is blinking. Move device closer to the speaker. Avoid obstacles and other wireless devices. Try disconnecting and re-pairing.
Microphone not working.	Microphone not connected; MIC VOLUME is too low.	Ensure the microphone is securely plugged into the 'MIC INPUT'. Increase the 'MIC VOLUME' knob.
LED lights are not working.	Lights are turned off or in a static mode.	Press the 'LIGHTS' button to cycle through different lighting modes or turn them on.

## SPECIFICATIONS

Feature	Detail
Model Number	iHPA-800-LT
Brand	iHome
Mounting Type	Floor Standing
Power Source	Battery Powered
Connector Type	Aux
Number of Channels	1
Audio Input	Microphone, AUX, Bluetooth, USB, microSD
Recommended Uses	For Smartphones or Tablets
Manufacturer	Innovative Concepts and Designs
UPC	747705008008
Product Dimensions (L x W x H)	10.24 x 7.68 x 14.96 inches
Item Weight	5.99 pounds
Batteries	1 Lithium Metal battery required (included)
Connectivity Technology	AUX, Bluetooth
Color	Black

Feature	Detail
Compatible Devices	Smartphone
Peak Power	100 Watts
Amp Type	Class D
Frequency Response	50Hz-18KHz
SPL @ 1 Meter	95dB
Charge Time / Playtime	6 hours / 3 hours









Image: The physical dimensions of the iHPA-800LT speaker.

## WARRANTY AND SUPPORT

For warranty information or technical support, please refer to the documentation included with your product or visit

the official iHome website. Keep your purchase receipt as proof of purchase.

## Related Documents - iHPA-800-LT

	<p><a href="#">iHome iHPA-800LT Portable Bluetooth Party Speaker User Manual</a></p> <p>Explore the features, specifications, and operation of the iHome iHPA-800LT Portable Bluetooth Party Speaker. This 100W speaker offers LED lighting, microphone input for karaoke, multiple playback options (Bluetooth, USB, microSD), and TWS connectivity.</p>
	<p><a href="#">iHome iSF-22 Bluetooth Karaoke with Party Lights User Manual</a></p> <p>User manual for the iHome iSF-22 Bluetooth Karaoke system, detailing setup, operation, light modes, echo modes, USB playback, AUX input, Bluetooth connectivity, recording features, and troubleshooting.</p>
	<p><a href="#">iHome iHM78 Rechargeable MiniSpeakers User Manual</a></p> <p>Comprehensive guide for the iHome iHM78 Rechargeable MiniSpeakers, covering setup, usage, charging, maintenance, safety, and warranty information.</p>
	<p><a href="#">iHome Waterproof Mountable Outdoor Bluetooth Speakers   iHSI Series User Manual</a></p> <p>Comprehensive guide to iHome's Waterproof Mountable Outdoor Bluetooth Speakers (iHSI Series). Covers features like IP44 rating, Bluetooth connectivity, remote control, installation, specifications, safety, and warranty.</p>
	<p><a href="#">iHome iHRK-400MOBC-PR Waterproof TWS Bluetooth Outdoor Rock Speakers with Mossy Oak Camouflage</a></p> <p>User manual for the iHome iHRK-400MOBC-PR, a pair of waterproof TWS Bluetooth outdoor rock speakers featuring a Mossy Oak Break-Up Country Camouflage design. This document details product features, setup instructions, specifications, safety precautions, FCC compliance, and warranty information.</p>
	<p><a href="#">iHome iBT36 Waterproof Rechargeable Bluetooth Stereo Speaker System User Manual</a></p> <p>This manual provides instructions for the iHome iBT36, a waterproof rechargeable Bluetooth stereo speaker system with speakerphone. It covers setup, operation, maintenance, troubleshooting, and safety information.</p>



