

Manuals+

[Q & A](#) | [Deep Search](#) | [Upload](#)

[manuals.plus](#) /

› [Yaheetech](#) /

› [Yaheetech 5-Tier Steel Storage Rack \(90x45x180cm, Blue\) - Instruction Manual](#)

Yaheetech 610818

Yaheetech 5-Tier Steel Storage Rack (90x45x180cm, Blue) - Instruction Manual

Model: 610818



Image: Yaheetech 5-Tier Steel Storage Rack, blue finish, with five shelves.

1. SAFETY INFORMATION

Please read and understand all instructions before assembling and using this product. Failure to follow these instructions may result in injury or damage to the product.

- **Weight Capacity:** Each shelf has a maximum load capacity of 265 kg (evenly distributed). Do not exceed this limit.
- **Proper Assembly:** Ensure all components are securely fitted and hammered into place during assembly. A rubber mallet (not included) is recommended for secure connections.
- **Stability:** For enhanced stability and safety, especially in areas with children or pets, it is highly recommended to secure the shelving unit to a wall using an anti-tip kit (not included).
- **Placement:** Place the unit on a flat, stable, and level surface. Avoid placing it in high-traffic areas where it could be easily bumped.
- **Sharp Edges:** While edges are designed to be smooth, wear protective gloves during assembly to prevent cuts or pinches.
- **Children:** Do not allow children to climb on or play with the shelving unit.

2. PARTS LIST

Before starting assembly, verify that all parts are present and undamaged. If any parts are missing or damaged, please contact customer support.

Item	Description	Quantity
Vertical Posts (Long)	Main support beams for height	8
Horizontal Beams (Long)	Front and back supports for shelves	10
Horizontal Beams (Short)	Side supports for shelves	10
MDF Boards	Shelf surfaces	5
Corner Protectors	Plastic caps for post ends	16
Coupling Plates	Connects vertical posts for full height	4
Gloves	For hand protection during assembly	1 pair
Rubber Mallet	Recommended for secure assembly (not included)	1

豊富なサイズでどこでもフィット
収納量や使用場所に合わせていろいろな目的に使えます！



90×30×180cm
耐荷重: 175kg/段



90×30×180cm-2pcs
耐荷重: 175kg/段



90×60×180cm
耐荷重: 175kg/段



90×45×180cm
耐荷重: 265kg/段



90×45×180cm
耐荷重: 265kg/段



120×45×180cm
耐荷重: 175kg/段

Image: Overview of all parts included for the Yaheetech 5-Tier Steel Rack assembly.

3. SETUP AND ASSEMBLY

Follow these steps carefully to assemble your Yaheetech 5-Tier Steel Storage Rack. It is recommended to wear the provided gloves during assembly.

Step 1: Assemble the Base Frame

1. Attach the corner protectors to the bottom ends of four long vertical posts. Ensure the large opening faces up and the small opening faces down.
2. Connect two long horizontal beams and two short horizontal beams to form a rectangular base. Use a rubber mallet to gently tap the connections until they are secure. Ensure the wider side of the beams faces upwards.

Video: Demonstrates the initial steps of assembling the base frame and attaching the vertical posts.

Step 2: Install the First Shelf

3. Place one MDF board onto the assembled base frame. Ensure it sits flush within the frame.

Step 3: Extend Vertical Posts and Add Middle Shelves

4. Attach the remaining vertical posts to the top of the existing posts using the coupling plates. Tap gently with a rubber mallet to secure.
5. Repeat the process of creating horizontal frames (two long, two short beams) and placing MDF boards for the middle shelves. Ensure the wider side of the beams faces upwards and connections are secure.

Video: Shows the process of extending the vertical posts and adding subsequent shelves.

Step 4: Complete the Top Section

6. Assemble the final horizontal frame for the top shelf.
7. Place the last MDF board onto the top frame.
8. Install the remaining corner protectors on the very top ends of the vertical posts.



Image: Illustrates the flexibility of the rack, allowing for adjustable shelf heights and conversion into two smaller units.

4. OPERATING INSTRUCTIONS

Your Yaheetech Steel Storage Rack is designed for versatile storage. Here are some guidelines for optimal use:

- **Loading Items:** Distribute weight evenly across each shelf to maintain stability and prevent warping. Place heavier items on lower shelves.
- **Adjusting Shelf Height:** The shelves are adjustable. To change a shelf's height, carefully remove the items, then use a rubber mallet to gently tap the horizontal beams upwards to disengage them from the vertical posts. Reattach them at the desired height and tap firmly to secure.
- **Reconfiguration:** The rack can be separated into two smaller, independent units (e.g., two 2-tier or 3-tier units) by using the coupling plates to create new top sections.
- **Versatile Use:** This rack is suitable for various environments such as kitchens, garages, warehouses, basements, workshops, offices, bedrooms, and living rooms.



Image: The rack organized with various household items in a living room.

5. MAINTENANCE AND CARE

To ensure the longevity and appearance of your steel storage rack, follow these maintenance tips:

- **Cleaning:** Wipe down the steel frame and MDF boards with a soft, damp cloth. Avoid abrasive cleaners

or harsh chemicals that could damage the coating.

- **Rust Prevention:** The rack features a rust-resistant coating. To maintain this, avoid prolonged exposure to excessive moisture. Promptly wipe away any spills.
- **Inspection:** Periodically check all connections to ensure they remain secure. Re-tap with a rubber mallet if any looseness is detected.
- **Avoid Scratches:** The smooth edges help prevent scratches, but avoid dragging sharp or heavy objects across the frame or shelves.

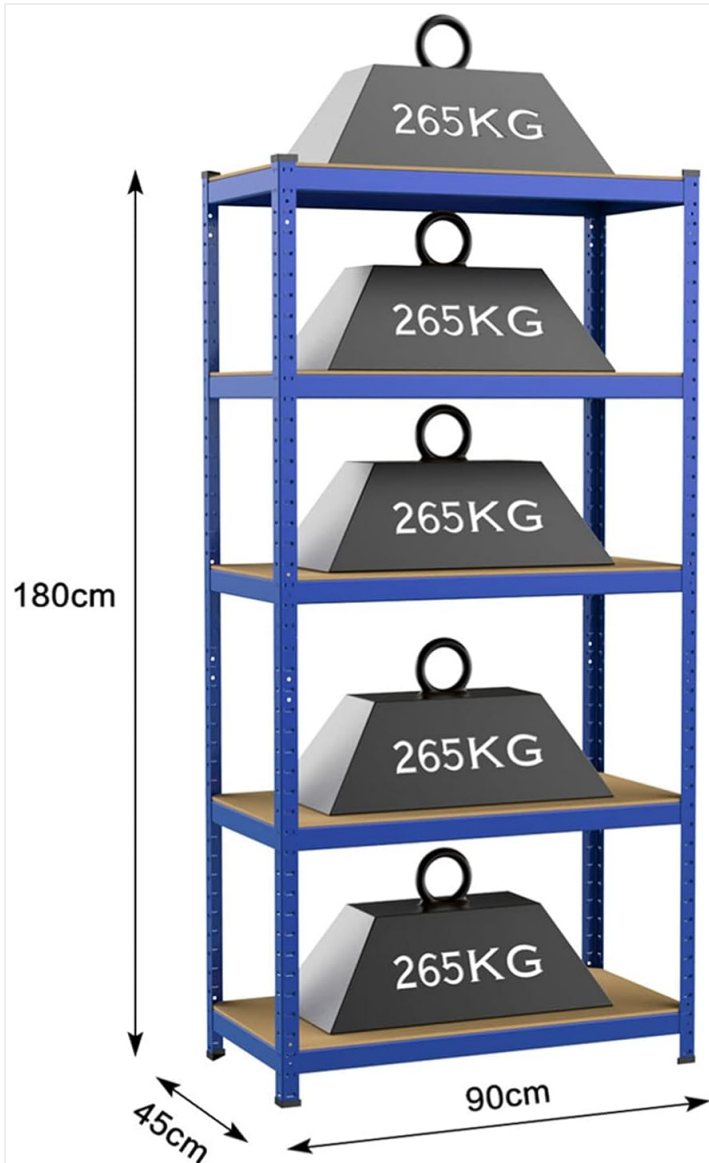
6. TROUBLESHOOTING

If you encounter any issues during assembly or use, refer to the following common solutions:

- **Wobbly Rack:** Ensure all horizontal beams are fully seated into the keyhole slots on the vertical posts. Use a rubber mallet to firmly tap all connections until they are flush and secure. Check that the unit is on a level surface.
- **Difficulty Assembling:** If parts are difficult to fit, ensure they are oriented correctly (e.g., wider side of beams facing up). A rubber mallet is essential for securing the screwless connections. Do not force parts; re-check alignment.
- **Strong Odor:** Some users have reported an initial odor from the MDF boards. This is typically temporary. Ensure good ventilation in the area where the rack is assembled for a few days.
- **MDF Board Not Fitting:** Ensure the horizontal beams are correctly installed and fully seated. The MDF board should rest securely on the inner lip of the beams.

7. SPECIFICATIONS

Feature	Detail
Brand	Yaheetech
Model Number	610818 Blue
Product Dimensions	90 x 45 x 180 cm (Width x Depth x Height)
Product Weight	22.8 kg
Color	Blue
Material	Stainless Steel, Alloy Steel, Metal, MDF Board
Shelf Type	5 Tiers
Load Capacity per Shelf	265 kg (evenly distributed)
Special Features	Durable, Lightweight, Non-slip, Large Capacity, Comfortable, Sturdy, High Quality, Rust-proof



5 段階
大容量収納
265KG

耐荷重
棚板一枚あたり



Image: Detailed dimensions and load capacity of the 5-tier rack.



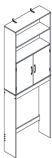



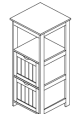
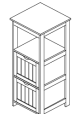
Image: Highlights key features like high-quality MDF, non-slip feet, and the screwless assembly design.

8. WARRANTY AND SUPPORT

For warranty information or customer support, please refer to the documentation included with your product or contact Yaheetech customer service directly. Details are typically available on the manufacturer's official website or through your point of purchase.

- **Manufacturer:** Yaheetech
- **Seller:** YaheetechJP
- **Online Store:** [Yaheetech Store on Amazon.co.jp](https://www.amazon.co.jp/yaheetech)

Related Documents - 610818

<div><div>Yaheetech</div><div>611798</div><div></div><div><div>1. Please read the instruction manual carefully before assembly.</div><div>2. The product is made of high-quality metal and is very sturdy.</div><div>3. The product is suitable for use in bathrooms and bedrooms.</div><div>4. The product is easy to install and disassemble.</div><div>5. The product is available in different colors.</div></div><div>100</div></div>	<p>Yaheetech Over The Toilet Storage Cabinet Installation Manual</p> <p>Comprehensive installation guide for the Yaheetech Over The Toilet Storage Cabinet, including multilingual instructions, parts list, and wall anchoring procedures.</p>
<div><div>Yaheetech</div><div>611055</div><div></div><div><div>1. Please read the instruction manual carefully before assembly.</div><div>2. The product is made of high-quality metal and is very sturdy.</div><div>3. The product is suitable for use in offices and schools.</div><div>4. The product is easy to install and disassemble.</div><div>5. The product is available in different colors.</div></div><div>100</div></div>	<p>Yaheetech 611055 Adjustable Drafting Table with Stool - Assembly Manual</p> <p>Comprehensive assembly instructions for the Yaheetech 611055 adjustable drafting table and stool. Includes parts list, step-by-step guide, and important safety information.</p>
<div><div>Yaheetech</div><div>411288</div><div></div><div><div>1. Please read the instruction manual carefully before assembly.</div><div>2. The product is made of high-quality metal and is very sturdy.</div><div>3. The product is suitable for use in indoor and outdoor environments.</div><div>4. The product is easy to install and disassemble.</div><div>5. The product is available in different colors.</div></div><div>100</div></div>	<p>Yaheetech 411288 Multi-Tier Plant Stand Assembly Instructions</p> <p>This document provides detailed, step-by-step assembly instructions for the Yaheetech 411288 multi-tier plant stand. It includes a parts list, hardware guide, and textual descriptions of diagrams to ensure a smooth assembly process. Suitable for indoor and outdoor use.</p>
<div><div>Yaheetech</div><div>610867</div><div></div><div><div>1. Please read the instruction manual carefully before assembly.</div><div>2. The product is made of high-quality metal and is very sturdy.</div><div>3. The product is suitable for use in warehouses and industrial environments.</div><div>4. The product is easy to install and disassemble.</div><div>5. The product is available in different colors.</div></div><div>100</div></div>	<p>Yaheetech Metal Storage Rack Assembly Instructions (Model 610867)</p> <p>Detailed assembly instructions for the Yaheetech Model 610867 Metal Storage Rack. Learn how to safely and correctly assemble your heavy-duty shelving unit with step-by-step guidance and part identification.</p>
<div><div>Yaheetech</div><div>591761</div><div></div><div><div>1. Please read the instruction manual carefully before assembly.</div><div>2. The product is made of high-quality metal and is very sturdy.</div><div>3. The product is suitable for use in homes and offices.</div><div>4. The product is easy to install and disassemble.</div><div>5. The product is available in different colors.</div></div><div>100</div></div>	<p>Yaheetech 5-Tier Home Organization Furniture Unit Assembly Guide</p> <p>Comprehensive assembly instructions and safety information for the Yaheetech 5-Tier Home Organization Furniture Unit, a versatile shelving solution for home organization.</p>
<div><div>Yaheetech</div><div>591761</div><div></div><div><div>1. Please read the instruction manual carefully before assembly.</div><div>2. The product is made of high-quality metal and is very sturdy.</div><div>3. The product is suitable for use in homes and offices.</div><div>4. The product is easy to install and disassemble.</div><div>5. The product is available in different colors.</div></div><div>100</div></div>	<p>Yaheetech 591761 Multi-Shelf Storage Unit Assembly Instructions and Care Guide</p> <p>Comprehensive assembly instructions, safety guidelines, and care information for the Yaheetech 591761 multi-shelf storage unit. Includes parts list, step-by-step diagrams, and wall anchoring advice.</p>