

Manuals+

[Q & A](#) | [Deep Search](#) | [Upload](#)

[manuals.plus](#) /

› [Yaheetech](#) /

› [Yaheetech 5-Tier Metal Storage Rack Instruction Manual \(Model 592104\)](#)

Yaheetech 592104

Yaheetech 5-Tier Metal Storage Rack Instruction Manual

Model: 592104

INTRODUCTION

This manual provides detailed instructions for the assembly, operation, and maintenance of your Yaheetech 5-Tier Metal Storage Rack, Model 592104. Please read these instructions carefully before assembly and use to ensure safe and proper operation.





Image 1: Fully assembled Yaheetech 5-Tier Metal Storage Rack, showcasing its five shelves and sturdy frame.

SAFETY INFORMATION

- Ensure all components are present and undamaged before assembly.
- Assemble the rack on a flat, stable surface.
- Do not exceed the maximum load capacity per shelf (175 kg / 385.8 lbs, evenly distributed).
- Distribute weight evenly across shelves to maintain stability.
- Keep children and pets away during assembly.
- Wear appropriate safety gear, such as gloves, during assembly to prevent injury.

PACKAGE CONTENTS

Verify that all parts are included in your package:

- Steel uprights (vertical supports)
- Steel crossbeams (horizontal supports for shelves)
- MDF shelf boards
- Plastic feet caps (16 pieces)
- Assembly instructions (this manual)

SETUP AND ASSEMBLY

The Yaheetech 5-Tier Metal Storage Rack features a screwless design for easy assembly. A rubber mallet (not included) may be helpful to secure connections.

豊富なサイズでどこでもフィット
収納量や使用場所に合わせていろいろな目的に使えます！



90×30×180cm
耐荷重: 175kg/段



90×30×180cm-2pcs
耐荷重: 175kg/段



90×60×180cm
耐荷重: 175kg/段



90×45×180cm
耐荷重: 265kg/段



90×45×180cm
耐荷重: 265kg/段



120×45×180cm
耐荷重: 175kg/段

Image 2: Close-up illustrating the screwless assembly mechanism, the MDF shelf board, and the embedded support structure for stability.

1. **Prepare the Area:** Clear a spacious, flat, and stable area for assembly.
2. **Assemble Upright Frames:** Connect the vertical steel uprights using the provided connectors. Ensure they are fully seated. The rack can be assembled as a single tall unit or divided into two shorter units.
3. **Attach Crossbeams:** Insert the horizontal crossbeams into the slots on the uprights. Use a rubber mallet to gently tap them into place until they are secure. Ensure all four crossbeams for a single shelf

level are installed before placing the MDF board.

4. **Adjust Shelf Height:** The shelf height is adjustable. Determine your desired shelf positions before inserting all crossbeams.



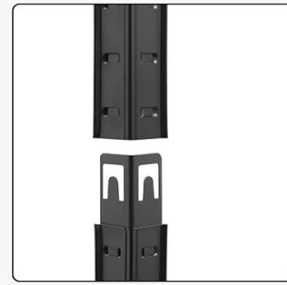
Image 3: Illustration demonstrating the adjustable height feature of the shelves, allowing customization for various item sizes.

5. **Place MDF Boards:** Once the crossbeams for a shelf level are securely in place, lay the MDF board onto the crossbeams. Ensure it sits flush and is supported by the central support ribs.
6. **Install Feet Caps:** Attach the plastic feet caps to the bottom of the uprights to protect your floor and enhance stability.

The rack can be configured as a single 5-tier unit or split into two separate units (e.g., a 3-tier and a 2-tier unit) for versatile use.

OPERATION AND USAGE

This storage rack is designed for various applications, including kitchens, storage rooms, workshops, garages, basements, bedrooms, and living rooms.



ネジ無の組み立て



高品質のMDF板



埋め込み型

Image 4: Examples of the Yaheetech storage rack used in different environments, including an office, living room, kitchen, and garage, highlighting its versatility.

- **Load Capacity:** Each shelf can hold up to 175 kg (385.8 lbs) when the weight is evenly distributed. Do not concentrate heavy items in one small area.
- **Adjustable Shelves:** Adjust shelf heights as needed to accommodate items of different sizes. To adjust, remove the MDF board, gently tap out the crossbeams, reposition them, and re-insert the MDF board.
- **Versatile Configuration:** The rack can be used as a tall shelving unit or separated into two shorter units, or even laid flat as a workbench, depending on your storage needs.

MAINTENANCE

- **Cleaning:** Wipe down the steel frame and MDF boards with a damp cloth. Avoid abrasive cleaners that could damage the painted finish.
- **Inspection:** Periodically check all connections to ensure they remain secure. Re-tap any loose crossbeams with a rubber mallet if necessary.
- **Rust and Scratch Resistance:** The rack features a rust and scratch-resistant coating. However, avoid sharp objects or harsh chemicals that could compromise this protection.
- **Floor Protection:** The vinyl feet caps protect your floors from scratches. Ensure they are always in

place.

TROUBLESHOOTING

Problem	Possible Cause	Solution
Rack feels unstable or wobbly.	Connections not fully seated; uneven floor; weight not evenly distributed.	Ensure all crossbeams are fully tapped into the uprights. Move the rack to a level surface or use shims if necessary. Redistribute items evenly across shelves.
MDF shelf board does not sit flush.	Crossbeams not properly installed or bent.	Verify that all crossbeams are correctly inserted and fully seated. Check for any bent components and contact support if parts are damaged.
Difficulty assembling components.	Components not aligned correctly; lack of force.	Ensure parts are aligned before tapping. Use a rubber mallet to gently but firmly tap components into place. Do not force if alignment is incorrect.

SPECIFICATIONS



Image 5: Visual representation of the rack's dimensions (90cm width, 30cm depth, 180cm height) and the maximum load capacity per shelf (175 kg).

Model: 592104

Material: Alloy Steel, Stainless Steel, Metal (Frame), MDF (Shelves)

Color: Black

Dimensions (Assembled): 35.43" W x 11.81" D x 70.87" H (90 cm W x 30 cm D x 180 cm H)

Number of Tiers: 5

Load Capacity per Shelf: 175 kg (385.8 lbs) (evenly distributed)

Features: Adjustable shelf height, corrosion resistant, lightweight, durable, screwless assembly, non-slip feet.

Assembly Required: Yes

Item Weight: 27.9 pounds

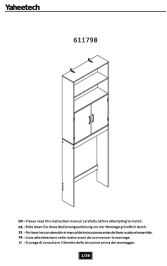



UPC: 850035103746

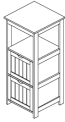
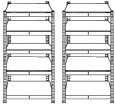
WARRANTY AND SUPPORT

For warranty information, technical support, or to inquire about replacement parts, please contact Yaheetech customer service directly. Refer to your purchase documentation for specific contact details. You can also visit the official Yaheetech store on Amazon for more information:[Yaheetech Store](#)

© 2023 Yaheetech. All rights reserved.

Related Documents - 592104

	<p>Yaheetech Over The Toilet Storage Cabinet Installation Manual</p> <p>Comprehensive installation guide for the Yaheetech Over The Toilet Storage Cabinet, including multilingual instructions, parts list, and wall anchoring procedures.</p>
	<p>Yaheetech 411288 Multi-Tier Plant Stand Assembly Instructions</p> <p>This document provides detailed, step-by-step assembly instructions for the Yaheetech 411288 multi-tier plant stand. It includes a parts list, hardware guide, and textual descriptions of diagrams to ensure a smooth assembly process. Suitable for indoor and outdoor use.</p>
	<p>Yaheetech Metal Storage Rack Assembly Instructions (Model 610867)</p> <p>Detailed assembly instructions for the Yaheetech Model 610867 Metal Storage Rack. Learn how to safely and correctly assemble your heavy-duty shelving unit with step-by-step guidance and part identification.</p>
	<p>Yaheetech 5-Tier Home Organization Furniture Unit Assembly Guide</p> <p>Comprehensive assembly instructions and safety information for the Yaheetech 5-Tier Home Organization Furniture Unit, a versatile shelving solution for home organization.</p>

<div><div>Yaheetech</div><div>591761</div><div></div><div><div><div>1. Please read the manual carefully before assembly.</div><div>2. The weight of the storage unit is 15.4 lbs (7 kg).</div><div>3. The maximum load capacity is 15 lbs (7 kg) per shelf.</div><div>4. The unit should be placed on a flat, level surface.</div><div>5. The unit should be anchored to the wall for safety.</div></div><div>591761 - 1.0000000000000000</div><div>PDF</div></div></div>	<div>Yaheetech 591761 Multi-Shelf Storage Unit Assembly Instructions and Care Guide</div> <div>Comprehensive assembly instructions, safety guidelines, and care information for the Yaheetech 591761 multi-shelf storage unit. Includes parts list, step-by-step diagrams, and wall anchoring advice.</div>
<div><div>Yaheetech</div><div>610877</div><div></div><div><div><div>1. Please read the manual carefully before assembly.</div><div>2. The weight of the storage unit is 15.4 lbs (7 kg).</div><div>3. The maximum load capacity is 15 lbs (7 kg) per shelf.</div><div>4. The unit should be placed on a flat, level surface.</div><div>5. The unit should be anchored to the wall for safety.</div></div><div>610877 - 1.0000000000000000</div><div>PDF</div></div></div>	<div>Yaheetech 610877 Shelving Unit Assembly Instructions</div> <div>Comprehensive assembly guide for the Yaheetech 610877 shelving unit. This manual provides step-by-step instructions, a detailed parts list, and safety recommendations for building your storage rack.</div>