

Manuals+

[Q & A](#) | [Deep Search](#) | [Upload](#)

manuals.plus /

- › [Cosmic Byte](#) /
- › [Cosmic Byte CB-GK-26 Pandora Mechanical Keyboard User Manual](#)

Cosmic Byte CB-GK-26

Cosmic Byte CB-GK-26 Pandora Mechanical Keyboard User Manual

Model: CB-GK-26

INTRODUCTION

This manual provides detailed instructions for the setup, operation, maintenance, and troubleshooting of your Cosmic Byte CB-GK-26 Pandora Mechanical Keyboard. Please read this manual thoroughly to ensure optimal performance and longevity of your device.



Image: Top-down view of the Cosmic Byte CB-GK-26 Pandora Mechanical Keyboard, showcasing its compact layout and rainbow LED backlighting.

SETUP INSTRUCTIONS

1. **Unpacking:** Carefully remove the keyboard and any included accessories (such as the key puller and switch puller) from the packaging.
2. **Connection:** Connect the keyboard's USB-A cable to an available USB port on your computer (PC or Laptop).
3. **Driver Installation:** The keyboard is plug-and-play and typically does not require additional driver installation for basic functionality. Your operating system (e.g., Windows 10) should automatically recognize the device.
4. **Initial Test:** Open a text editor or any application to verify that key presses are registered correctly.

OPERATING INSTRUCTIONS

Key Features

- **Compact Design:** This is a TKL (Tenkeyless) mechanical keyboard with 87 keys, offering a space-saving design without a dedicated number pad.
- **Outemu Red Switches:** Equipped with Outemu Red mechanical switches, known for their linear and quiet operation, suitable for both typing and gaming.
- **Durable Keycaps:** Features injection-molded double-shot keycaps for enhanced durability and resistance to wear.
- **Anti-Ghosting:** Supports simultaneous operation for all keys without any key ghosting effects, ensuring every keystroke is registered accurately.
- **High Polling Rate:** Operates at a 1000 Hz polling rate for rapid response times.
- **Long Lifespan:** Each key switch is rated for over 50 million operations.

COMPACT SIZE 87 KEYS KEYBOARD

WITH
**RAINBOW
LED**



Image: The compact 87-key layout of the Cosmic Byte CB-GK-26 Pandora keyboard, highlighting its rainbow LED backlighting.

Backlight Modes and Customization

The keyboard features rainbow LED backlighting with adjustable brightness and speed, offering 20 different backlight effects.

- **Adjust Brightness:** Use **Fn + ↑** (Up Arrow) to increase brightness and **Fn + ↓** (Down Arrow) to decrease brightness.
- **Adjust Speed:** Use **Fn + ←** (Left Arrow) to slow down the effect speed and **Fn + →** (Right Arrow) to speed up the effect.
- **Change Backlight Effect:** Press **Fn + INS**, **Fn + HOME**, **Fn + PGUP**, **Fn + DEL**, **Fn + END**, **Fn + PGDN** to cycle through various preset lighting modes.

Multimedia Hotkeys

Access multimedia functions directly using the Fn key in combination with the F-keys.

- **Fn + F1:** My Computer

- **Fn + F2:** Search
- **Fn + F3:** Calculator
- **Fn + F4:** Media Player
- **Fn + F5:** Previous Track
- **Fn + F6:** Next Track
- **Fn + F7:** Play/Pause
- **Fn + F8:** Stop
- **Fn + F9:** Mute
- **Fn + F10:** Volume Down
- **Fn + F11:** Volume Up
- **Fn + F12:** Lock Keyboard

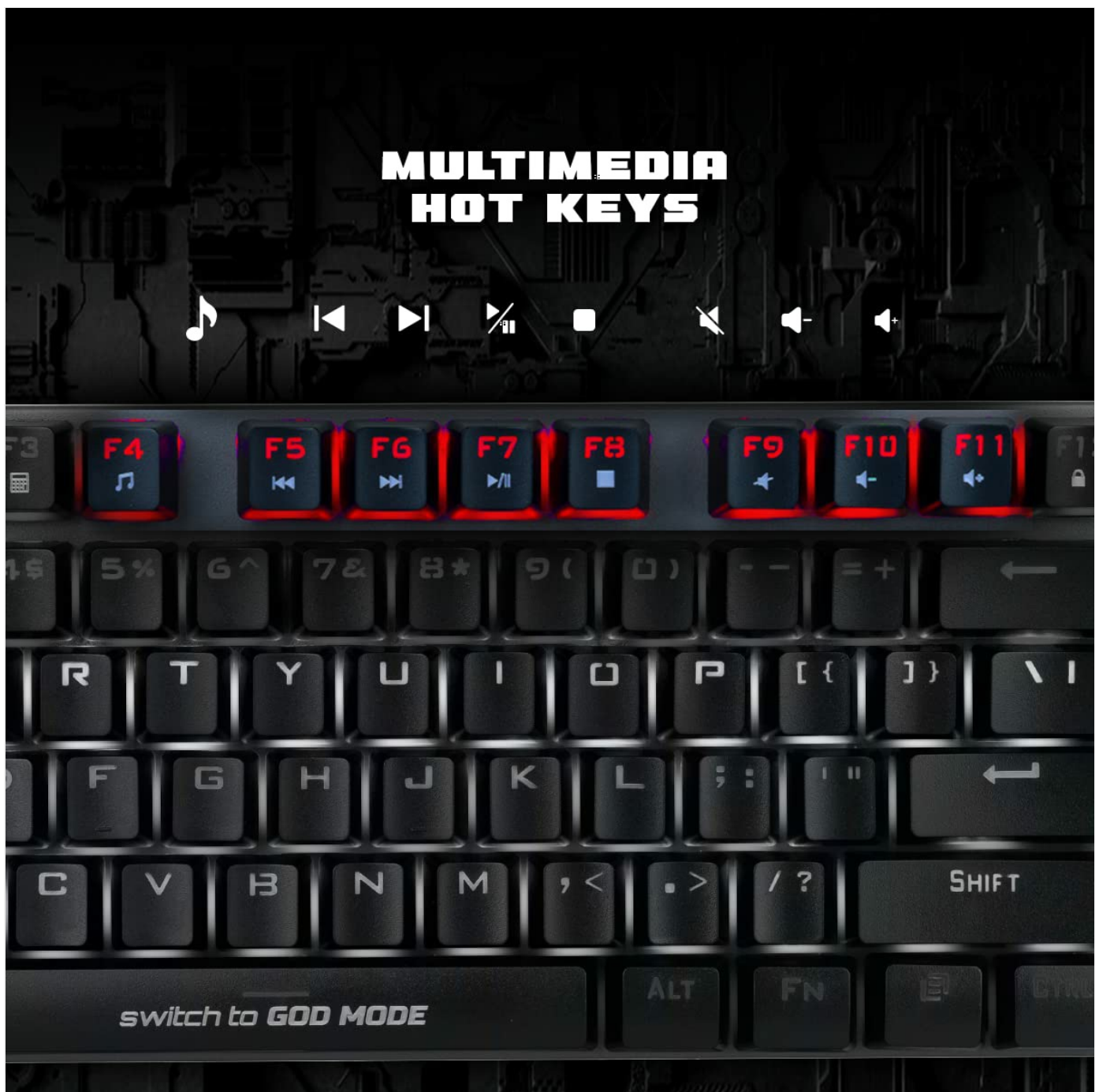


Image: Close-up of the F-keys on the Cosmic Byte CB-GK-26 Pandora keyboard, illustrating the multimedia hotkey functions.

Game Modes

The keyboard offers 8 preset game modes for optimized lighting configurations for different game types.

- **Activate Game Modes:** Use **Fn + 1** through **Fn + 8** to activate different game-specific lighting modes.

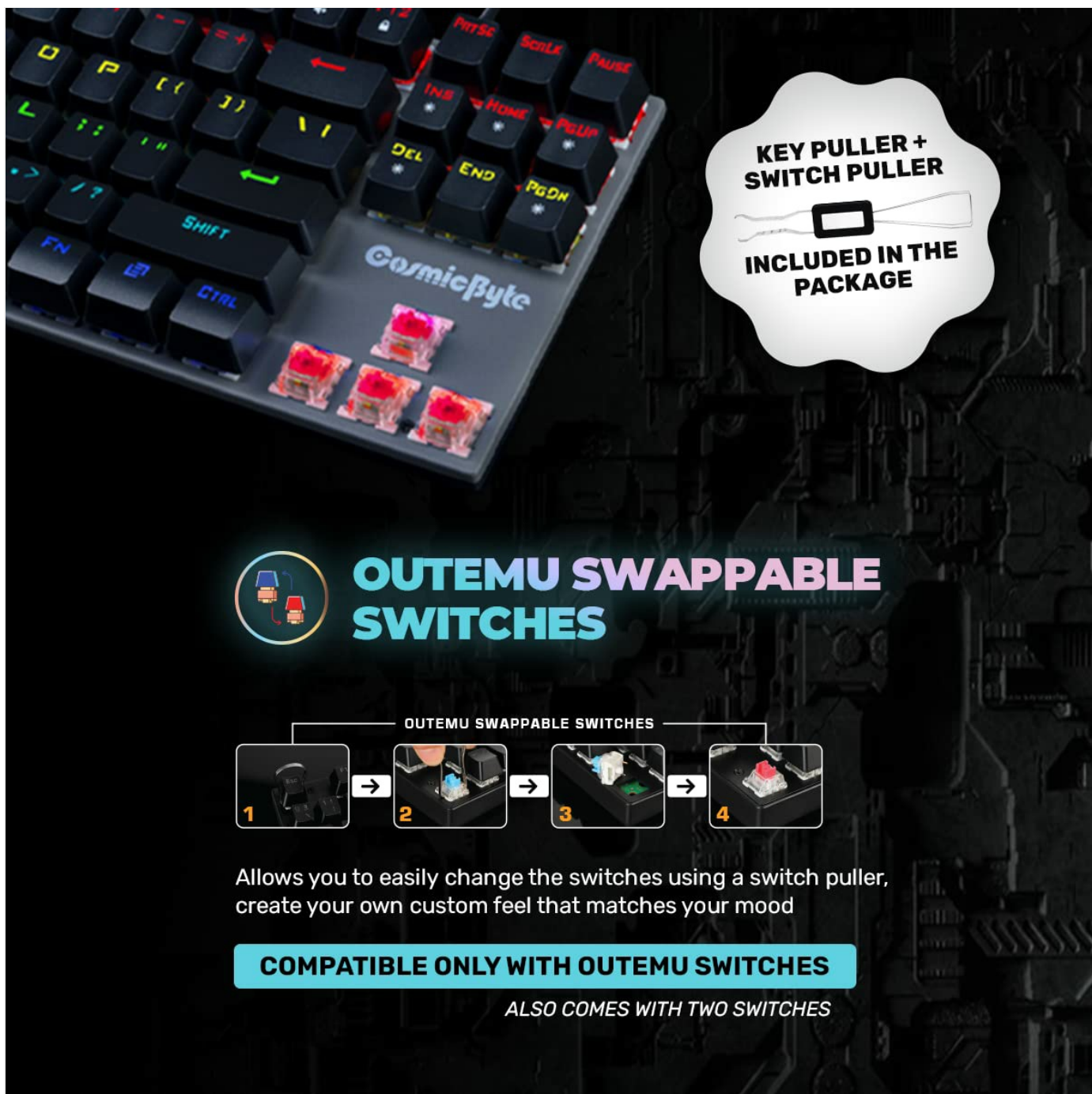


Image: The Cosmic Byte CB-GK-26 Pandora keyboard highlighting the concept of 8 distinct game modes.

Swappable Outemu Switches

The CB-GK-26 Pandora keyboard features hot-swappable Outemu switches, allowing users to change switches without soldering. This feature is compatible only with Outemu switches.

1. **Remove Keycap:** Use the included keycap puller to gently remove the desired keycap.
2. **Remove Switch:** Use the included switch puller to carefully grip and pull out the Outemu mechanical switch.
3. **Insert New Switch:** Align the pins of the new Outemu switch with the holes on the PCB and press firmly until it clicks into place. Ensure pins are not bent.
4. **Replace Keycap:** Place the keycap back onto the new switch.



KEY PULLER + SWITCH PULLER

INCLUDED IN THE PACKAGE

OUTEMU SWAPPABLE SWITCHES

1 → **2** → **3** → **4**

Allows you to easily change the switches using a switch puller, create your own custom feel that matches your mood

COMPATIBLE ONLY WITH OUTEMU SWITCHES

ALSO COMES WITH TWO SWITCHES

Image: Diagram illustrating the four steps to swap an OuteMu mechanical switch on the Cosmic Byte CB-GK-26 Pandora keyboard, including the key puller and switch puller.

Special Function Keys

- **N-Key Rollover (NKRO):** The keyboard supports full N-key rollover. To toggle NKRO on/off, press **Fn + ScrLk**. This ensures all simultaneous key presses are registered.
- **Windows Key Lock:** To prevent accidental presses of the Windows key during gaming or other activities, press **Fn + Win** to lock or unlock the Windows key.
- **Full Keyboard Lock:** To temporarily disable all key inputs, for example, during cleaning, press **Fn + F12**. Press **Fn + F12** again to unlock.

MAINTENANCE

- **Cleaning:** Use a soft, dry cloth to wipe the surface of the keyboard. For deeper cleaning, you can remove keycaps using the provided keycap puller and clean underneath with compressed air or a small brush. Ensure the keyboard is

- disconnected from the computer before cleaning.
- **Avoid Liquids:** Do not expose the keyboard to liquids. In case of accidental spills, immediately disconnect the keyboard and allow it to dry completely before reconnecting.
 - **Storage:** Store the keyboard in a cool, dry place away from direct sunlight and extreme temperatures when not in use for extended periods.

TROUBLESHOOTING

| Problem | Possible Cause | Solution |
|--|---|---|
| Keyboard not responding. | Loose USB connection, faulty USB port, keyboard locked. | <ul style="list-style-type: none">• Ensure the USB cable is securely connected to both the keyboard and the computer.• Try a different USB port on your computer.• Check if the keyboard is locked by pressing Fn + F12.• Restart your computer. |
| Backlight not working or incorrect. | Brightness set too low, incorrect mode selected, software conflict. | <ul style="list-style-type: none">• Increase brightness using Fn + ↑.• Cycle through backlight effects using Fn + INS/HOME/PGUP/DEL/END/PGDN.• Ensure no third-party software is interfering with keyboard lighting. |
| Keys are not registering or double-typing. | Dust/debris under keycap, faulty switch, N-key rollover issue. | <ul style="list-style-type: none">• Remove the keycap and clean the switch area with compressed air.• If a switch is faulty, replace it using the hot-swap feature (compatible with Outemu switches only).• Ensure N-key rollover is enabled by pressing Fn + ScrLk. |
| Windows key is not locking/unlocking. | Incorrect key combination, temporary software glitch. | <ul style="list-style-type: none">• Press Fn + Win to toggle the Windows key lock.• If the full keyboard lock (Fn + F12) was recently used, try pressing Fn + Win again after unlocking the full keyboard. |

SPECIFICATIONS

| Feature | Detail |
|---------------|------------------------------|
| Brand | Cosmic Byte |
| Model Number | CB-GK-26 |
| Series | Pandora |
| Color | Black |
| Keyboard Type | Mechanical, TKL (Tenkeyless) |
| Switch Type | Outemu Red (Swappable) |



| Feature | Detail |
|-----------------------------|---|
| Keystroke Lifespan | 50 million+ operations per key |
| Keycaps | Injection Molded Double-shot |
| Anti-Ghosting | All-key anti-ghosting (N-Key Rollover) |
| Polling Rate | 1000 Hz |
| Backlight | Rainbow LED with 20 effects and 8 game modes |
| Connectivity | USB-A Wired |
| Compatible Operating System | Windows 10 (and generally compatible with other Windows versions, macOS, Linux) |
| Product Dimensions | 10 x 10 x 10 cm (approximate, as per provided data) |
| Item Weight | 565 g |
| Included Components | Keyboard x 1, User Manual x 1, Key Puller, Switch Puller |





WARRANTY AND SUPPORT

For warranty information and technical support, please refer to the official Cosmic Byte website or contact their customer service. The manufacturer can be reached at 1800 31300 7700.
Please retain your purchase receipt for warranty claims.


© 2023 Cosmic Byte. All rights reserved.

Related Documents - CB-GK-26

| | |
|---|---|
|  | Cosmic Byte Firefly Mechanical Gaming Keyboard User Manual Comprehensive user manual for the Cosmic Byte Firefly Mechanical Gaming Keyboard, detailing specifications, multimedia and FN key functions, troubleshooting steps, software download, social media links, and warranty information. |
|  | Cosmic Byte Firefly Mechanical Gaming Keyboard User Manual Specifications, Features, Troubleshooting Comprehensive user manual for the Cosmic Byte Firefly Mechanical Gaming Keyboard (CB-GK-16, CB-GK-18). Find details on specifications, multimedia and FN key combinations, software download, troubleshooting tips, and warranty information. |

| | |
|---|--|
|  | <p>Cosmic Byte CosmoBuds X100 Pinch Touch Functionality Guide</p> <p>Learn how to use the pinch touch controls on your Cosmic Byte CosmoBuds X100 earbuds for music playback, calls, and switching between Music and GOD modes.</p> |
|  | <p>Cosmic Byte CosmoBuds X200 True Wireless Gaming Earbuds User Manual</p> <p>User manual for the Cosmic Byte CosmoBuds X200 True Wireless Gaming Earbuds. Learn about features like Bluetooth 5.3, 38ms ultra-low latency, 40-hour playback, IPX5 water resistance, touch controls, charging, pairing, and troubleshooting.</p> |
|  | <p>Cosmic Byte ARES Wireless Controller User Manual</p> <p>Comprehensive user manual for the Cosmic Byte ARES Wireless Controller, detailing its features, specifications, setup, mode switching, turbo functions, battery status, pairing, and support information.</p> |
|  | <p>Cosmic Byte Firefly Mechanical Gaming Keyboard User Manual</p> <p>Comprehensive user manual for the Cosmic Byte Firefly Mechanical Gaming Keyboard, detailing specifications, multimedia and FN key functions, troubleshooting steps, software download, social media links, and warranty information.</p> |

Documents - Cosmic Byte – CB-GK-26




[\[pdf\]](#) User Manual

USER MANUAL PANDORA BLUE RED SWITCH User Manual Buy Cosmic Byte CB GK 25 Pandora TKL Mechanical Keyboard Upgraded with Swappable Outemu Blue Switches and Rainbow LED Black Grey Reviews Ratings 91P6E2 kIBL m media amazon images I |||

PANDORA MECHANICAL GAMING KEYBOARD OUTEMU SWAPPABLE SWITCH User Manual LONG-LASTING METAL BODY 87 KEY KEYBOARD COMPACT MECHANICAL KEYBOARD ALL KEY ANTI-GHOSTING DOUBLE INJECTION KEYS ADJUSTABLE HEIGHT RAINBOW LED OUTEMU SWAPPABLE SWITCH OUTEMU BLUE SWITCH CB-GK-25 OUTEMU RED SWITCH CB-GK-2...


lang:en score:34 filesize: 547.56 K page_count: 8 document date: 2023-02-21



[\[pdf\]](#) User Manual

User Manual Cosmic Byte ARES Wireless Controller for PC Black CB GK 26 USB A Pandora TKL Mechanical Keyboard with Outemu Red Switches and Rainbow LED Grey Video Games 01Drc 3dz4L m media amazon images I |||

User Manual of Product 1: Cosmic Byte ARES Wireless Controller for PC Black User Manual of Product 1: Cosmic Byte ARES Wireless Controller for PC Black ... lang:en score:33 filesize: 1.81 K page_count: 2 document date: 0000-00-00



[\[pdf\]](#) User Manual

USER MANUAL PANDORA BLUE RED SWITCH m media amazon91P6E2 kIBLm amazon images I 91P6E2 kIBL |||

PANDORA MECHANICAL GAMING KEYBOARD OUTEMU SWAPPABLE SWITCH User Manual LONG-LASTING METAL BODY 87 KEY KEYBOARD COMPACT MECHANICAL KEYBOARD ALL KEY ANTI-GHOSTING DOUBLE INJECTION KEYS ADJUSTABLE HEIGHT RAINBOW LED OUTEMU SWAPPABLE SWITCH OUTEMU BLUE SWITCH CB-GK-25 OUTEMU RED SWITCH CB-GK-2...

lang:en score:26 filesize: 547.56 K page_count: 8 document date: 2023-02-21