

manuals.plus /

- › [Cosmic Byte](#) /
- › [Cosmic Byte CB-GK-29 Black Eye PRO Wired Per Key RGB Mechanical Keyboard User Manual](#)

Cosmic Byte CB-GK-29

Cosmic Byte CB-GK-29 Black Eye PRO Wired Per Key RGB Mechanical Keyboard User Manual

Model: CB-GK-29 | Brand: Cosmic Byte

INTRODUCTION

This manual provides detailed instructions for the setup, operation, and maintenance of your Cosmic Byte CB-GK-29 Black Eye PRO Wired Per Key RGB Mechanical Keyboard. Please read this manual thoroughly before using the product to ensure proper functionality and longevity.



Image: The Cosmic Byte CB-GK-29 Black Eye PRO Mechanical Keyboard, showcasing its full 104-key layout and RGB backlighting.

PACKAGE CONTENTS

Verify that all items are present in the package:

- Cosmic Byte CB-GK-29 Black Eye PRO Mechanical Keyboard
- User Manual (this document)
- Key Puller
- Hand Rest Pad

SETUP INSTRUCTIONS

1. Connecting the Keyboard

Connect the USB-A connector of the keyboard cable to an available USB 2.0 port on your computer (PC or Laptop). The

keyboard is plug-and-play and should be recognized automatically by Windows 10 and other compatible operating systems.

2. Attaching the Hand Rest Pad

Align the hand rest pad with the bottom edge of the keyboard and gently push to secure it. The hand rest is designed to improve comfort during extended use.



Image: The keyboard featuring its large ergonomic arm rest, designed for user comfort.

3. Software Installation (Optional)

For advanced customization of the Per Key RGB lighting and other functions, download and install the dedicated software from the Cosmic Byte official website. This software is compatible with Windows operating systems.

PER KEY RGB SOFTWARE

SOFTWARE SUPPORT FOR WINDOWS



Image: Illustration indicating software support for Windows, enabling per-key RGB customization.

OPERATING INSTRUCTIONS

1. Basic Keyboard Functions

The keyboard features a full 104-key layout, providing all standard alphanumeric, function, and navigation keys. All keys support anti-ghosting for accurate input during rapid key presses.

SWITCH LIFE

104 KEY KEYBOARD

Image: The full 104-key layout of the Cosmic Byte CB-GK-29 keyboard.

2. RGB Lighting Control

The keyboard features Per Key RGB lighting. Default lighting modes can be cycled using specific key combinations (refer to the software for detailed key mappings). For advanced customization, use the dedicated software to set individual key colors and effects.

3. Multimedia Keys

The keyboard includes 8 dedicated multimedia keys for quick access to functions such as volume control, media playback, and calculator. These keys are typically located above the function row (F1-F12).



ADJUSTABLE HEIGHT

8 MULTIMEDIA KEYS

Image: The keyboard highlighting the location of the 8 multimedia keys.

4. Windows Lock Key

A dedicated Windows Lock key is available to disable the Windows key function, preventing accidental presses during gaming sessions.

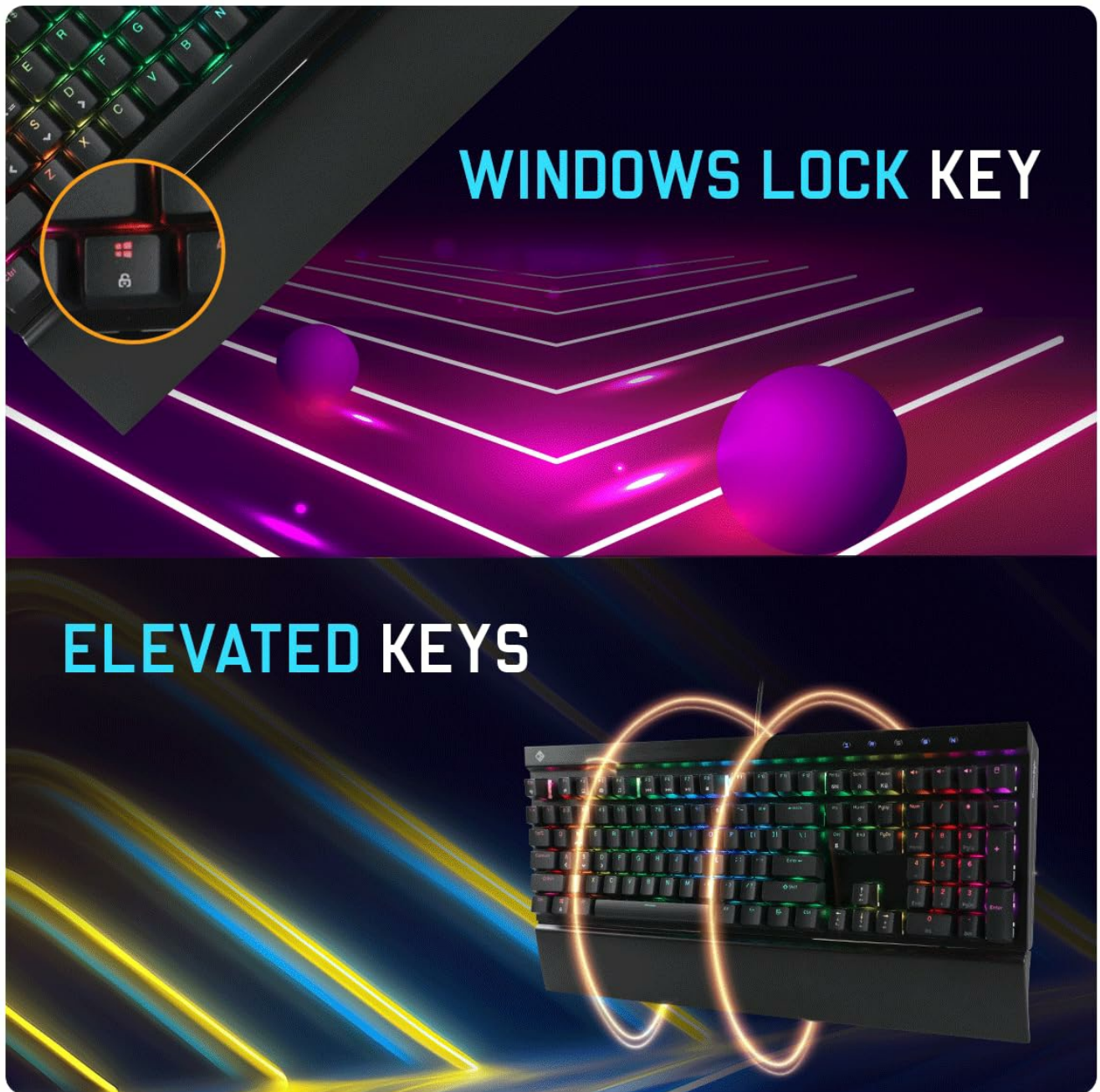


Image: A close-up of the Windows Lock key on the keyboard.

5. Adjustable Height

The keyboard features adjustable feet on the underside, allowing you to modify the typing angle for personalized comfort.



Image: The underside of the keyboard showing the adjustable height feet.

MAINTENANCE

1. Cleaning

To clean the keyboard, disconnect it from your computer. Use a soft, dry cloth to wipe down the surface. For deeper cleaning, you may use a can of compressed air to remove dust and debris from between the keycaps. Avoid using liquid cleaners directly on the keyboard.

2. Switch Replacement

The Cosmic Byte CB-GK-29 features Outemu swappable switches. If a switch needs replacement, use the provided key puller to carefully remove the keycap, then use the switch puller (if included, or a compatible tool) to extract the switch. Insert a new compatible Outemu switch, ensuring it is correctly aligned, and then reattach the keycap.

OUTEMU SWAPPABLE SWITCHES



Image: Diagram illustrating the Outemu swappable switch mechanism.

3. Keycap Durability

The keyboard features injection-molded double-shot keycaps, designed for enhanced durability and resistance to wear and scratches.



SCRATCH RESISTANT KEYS

INJECTION MOULDED DOUBLE SHOT KEYCAPS

Image: Close-up of the keycaps, highlighting their scratch-resistant and double-shot construction.

TROUBLESHOOTING

- **Keyboard Not Responding:**

Ensure the USB cable is securely connected to both the keyboard and the computer. Try connecting to a different USB port. Restart your computer.

- **RGB Lighting Not Working/Incorrect:**

Check if the lighting is enabled via keyboard shortcuts (refer to software manual for specific combinations). Ensure the Cosmic Byte software is installed and running correctly. Update the keyboard firmware if available.

- **Specific Keys Not Working:**

If individual keys are not functioning, consider replacing the switch for that key, as the keyboard supports swappable switches. Ensure the keycap is properly seated.

- **Anti-Ghosting Issues:**

The keyboard features full anti-ghosting. If you experience issues with multiple key presses not registering, ensure no conflicting software or drivers are installed. Test on a different computer if possible.

SPECIFICATIONS

Feature	Detail
Brand	Cosmic Byte
Model	CB-GK-29 Black Eye PRO
Keyboard Type	Wired Mechanical Keyboard
Switch Type	Outemu Blue Switches (Swappable)
Key Count	104 Keys (Full Size)
Key Life	Over 50 million operations per key
Keycaps	Injection Molded Double Shot
Backlighting	Per Key RGB with Software Control
Anti-Ghosting	All Keys
Multimedia Keys	8 Dedicated Keys
Connectivity	USB-A
Compatible OS	Windows 10 (Software Support)
Material	Aluminium (Top Plate)
Product Dimensions	44 x 16 x 3.6 cm
Item Weight	1.12 kg

WARRANTY AND SUPPORT

1. Warranty Information

The Cosmic Byte CB-GK-29 Black Eye PRO Mechanical Keyboard comes with a **1 Year Warranty** from the date of purchase. This warranty covers manufacturing defects. Please retain your proof of purchase for warranty claims.







2. Customer Support

For technical assistance, warranty claims, or any product-related inquiries, please contact Cosmic Byte customer support:

Phone: 1800 31300 7700

Manufacturer Address: Cosmic Byte, Prakash Warehousing, S. No.163, Hissa No 1-2-3-4-5A-5B/2/1, Phursungi, Pune 412308, Maharashtra, India

Related Documents - CB-GK-29

	<p>Cosmic Byte Firefly Mechanical Gaming Keyboard User Manual</p> <p>Comprehensive user manual for the Cosmic Byte Firefly Mechanical Gaming Keyboard, detailing specifications, multimedia and FN key functions, troubleshooting steps, software download, social media links, and warranty information.</p>
	<p>Cosmic Byte Firefly Mechanical Gaming Keyboard User Manual Specifications, Features, Troubleshooting</p> <p>Comprehensive user manual for the Cosmic Byte Firefly Mechanical Gaming Keyboard (CB-GK-16, CB-GK-18). Find details on specifications, multimedia and FN key combinations, software download, troubleshooting tips, and warranty information.</p>
	<p>Cosmic Byte CosmoBuds X100 Pinch Touch Functionality Guide</p> <p>Learn how to use the pinch touch controls on your Cosmic Byte CosmoBuds X100 earbuds for music playback, calls, and switching between Music and GOD modes.</p>
	<p>Cosmic Byte CosmoBuds X200 True Wireless Gaming Earbuds User Manual</p> <p>User manual for the Cosmic Byte CosmoBuds X200 True Wireless Gaming Earbuds. Learn about features like Bluetooth 5.3, 38ms ultra-low latency, 40-hour playback, IPX5 water resistance, touch controls, charging, pairing, and troubleshooting.</p>
	<p>Cosmic Byte ARES Wireless Controller User Manual</p> <p>Comprehensive user manual for the Cosmic Byte ARES Wireless Controller, detailing its features, specifications, setup, mode switching, turbo functions, battery status, pairing, and support information.</p>
	<p>Cosmic Byte Firefly Mechanical Gaming Keyboard User Manual</p> <p>Comprehensive user manual for the Cosmic Byte Firefly Mechanical Gaming Keyboard, detailing specifications, multimedia and FN key functions, troubleshooting steps, software download, social media links, and warranty information.</p>