

manuals.plus /

- › [HOTO](#) /
- › [HOTO 3.6V Electric Screwdriver \(Model QWLSD008\) Instruction Manual](#)

HOTO QWLSD008

HOTO 3.6V Electric Screwdriver (Model QWLSD008) Instruction Manual

Brand: HOTO | Model: QWLSD008

1. INTRODUCTION

This manual provides essential information for the safe and effective operation of your HOTO 3.6V Electric Screwdriver. Please read these instructions thoroughly before first use and retain for future reference.



Image 1: HOTO 3.6V Electric Screwdriver with included accessories.

2. PACKAGE CONTENTS

Your HOTO Electric Screwdriver package includes the following items:

- 1 x 3.6V Cordless Electric Screwdriver
- 1 x Sturdy Canvas Storage Bag
- 1 x USB-C Charging Cable
- 1 x User Manual
- 10 x 50mm Screwdriver Bits (S2 Alloy Steel):
 - Pozidriv: PZ2
 - Phillips: PH1, PH2
 - Hex: H3, H4, H5
 - Flathead: SL5
 - Torx: T25
 - Triangular: 2.3
 - Tri-Wing: TW1



Image 2: The HOTO Electric Screwdriver and its durable canvas storage bag.

3. PRODUCT FEATURES

- **Compact and Ergonomic Design:** The screwdriver features a sleek, one-piece design made from high-quality engineering plastic, ensuring comfortable one-handed use.
- **Powerful Torque:** Delivers 5 N.m of torque, suitable for various tasks including furniture assembly, electrical appliance repair, and DIY projects.
- **Long-lasting Battery:** Equipped with a 2000mAh high-capacity lithium-ion battery, providing power for over 300 screws on a single full charge.
- **USB-C Charging:** Convenient USB-C charging port for compatibility with modern electronic devices.
- **Integrated LED Light:** A built-in ring LED light illuminates the work area, eliminating shadows and improving visibility in dark or confined spaces.
- **Magnetic Bit Holder:** Features a magnetic quick-release chuck for easy and secure bit changes.
- **Safety Protections:** Includes overcurrent, overvoltage, and overtemperature protections for safe charging and operation.

**A COMPACT MODEL,
EASY TO CONTROL**



Image 3: The compact design of the HOTO Electric Screwdriver allows for easy control and maneuverability.

RING LED LIGHT, NO SHADOWS AND NO WORRIES



Image 4: The integrated ring LED light provides shadow-free illumination for precise work.

5N·M SUPER TORQUE WITH GREATPOWER



Full charge for over
300 screws

Battery
2000 mAh



**GOOD DESIGN
AWARD 2021**

Image 5: Internal components highlighting the 2000mAh battery and 5 N.m torque capability.

4. SETUP

4.1 Charging the Screwdriver

1. Locate the USB-C charging port at the bottom of the screwdriver handle.
2. Connect the provided USB-C charging cable to the port and to a compatible USB power adapter (not included).
3. The indicator light will illuminate red during charging. It will turn white once the battery is fully charged.
4. A full charge typically takes approximately 2 hours.

4.2 Installing Screwdriver Bits

1. Select the appropriate 50mm S2 alloy steel bit for your task.
2. Insert the bit into the magnetic quick-release chuck at the front of the screwdriver. The magnetic holder will

secure the bit in place.

3. To remove a bit, simply pull it out from the magnetic chuck.

Your browser does not support the video tag.

Video 1: Demonstrates the magnetic quick-release bit installation and USB-C charging port.

5. OPERATING INSTRUCTIONS

5.1 Powering On/Off and Direction Control

The HOTO Electric Screwdriver features a two-way small disc knob for intuitive control:

- **Screw In (Forward):** Push the disc knob upwards (towards the arrow pointing up) to drive screws in.
- **Screw Out (Reverse):** Push the disc knob downwards (towards the arrow pointing down) to remove screws.
- **Lock (Off):** Position the disc knob in the middle (at the 'O' symbol) to lock the screwdriver and prevent accidental operation.

5.2 Using the LED Light

The built-in ring LED light automatically activates when the screwdriver is in operation, providing illumination to your work surface. This feature ensures clear visibility and reduces shadows, especially in dimly lit areas.

Your browser does not support the video tag.

Video 2: Overview of the HOTO Electric Screwdriver's design, showing the two-way control knob and LED light in action.

Your browser does not support the video tag.

Video 3: Demonstrates the HOTO Electric Screwdriver's all-in-one design and ease of use for various tasks.

6. MAINTENANCE

- **Cleaning:** Regularly wipe the screwdriver body with a soft, dry cloth to remove dust and debris. Do not use harsh chemicals or abrasive cleaners.
- **Storage:** Store the screwdriver and its accessories in the provided canvas storage bag in a dry, cool place, away from direct sunlight and moisture.
- **Battery Care:** To prolong battery life, avoid fully discharging the battery frequently. Charge the screwdriver regularly, even if not in constant use.
- **Bit Inspection:** Periodically inspect the screwdriver bits for wear or damage. Replace worn bits to ensure optimal performance and prevent damage to screw heads.

7. TROUBLESHOOTING

If you encounter issues with your HOTO Electric Screwdriver, consider the following:

- **Screwdriver not turning on:** Ensure the battery is sufficiently charged. Connect the USB-C cable and charge until the indicator light turns white.
- **Bit slipping or not engaging:** Verify that the screwdriver bit is correctly inserted into the magnetic chuck and that it matches the screw head type and size.

- **Reduced power:** The battery may be low. Recharge the screwdriver.
- **Unusual noise or vibration:** Discontinue use immediately and contact customer support.

8. SPECIFICATIONS


Specification	Detail
Brand	HOTO
Model Name	QWLSD008
Voltage	3.6V
Torque	5 N.m
Battery Capacity	2000mAh Lithium Ion
Charging Port	USB-C
Charging Time	Approx. 2 hours
No-load Speed	200 RPM
Special Features	Interchangeable Bit, LED Light, Magnetic Tip
Material	Plastic
Item Weight	1.68 pounds
Product Dimensions	5 x 5.15 x 1.65 inches



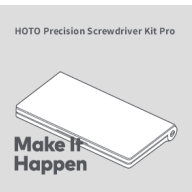

9. WARRANTY AND SUPPORT

For warranty information, technical support, or service inquiries, please refer to the official HOTO website or contact the retailer where you purchased the product. Keep your proof of purchase for any warranty claims.

© 2025 HOTO. All rights reserved.

Related Documents - QWLSD008

	<p>HOTO Cordless Screwdriver QWLSD008 User Manual and Specifications</p> <p>This document provides a comprehensive user manual for the HOTO Cordless Screwdriver QWLSD008, including product overview, usage instructions, safety warnings, troubleshooting guide, and technical specifications. Available in English and German.</p>
---	---

 <p>HOTO PixelDrive Cordless Screwdriver</p> <p>Make It Happen</p>	<p>HOTO PixelDrive Cordless Screwdriver User Manual & Specifications Model QWLSD014</p> <p>Detailed user guide for the HOTO PixelDrive Cordless Screwdriver (QWLSD014). Learn about its features, operation, torque control, battery, charging, safety precautions, specifications, and declarations of conformity. Visit hototools.com for more.</p>
 <p>Stay tuned to our social media (@hoto_official)</p>	<p>HOTO Tool Kits: Product Overview and User Manual</p> <p>This comprehensive user manual and product overview covers HOTO Household Tool Kit (Model: QWSGJ002), HOTO Electric Screwdriver Kit (Model: QWDGJ001), and HOTO 12V Brushless Drill Kit (Model: QWDZGJ001). It details components, specifications, and usage instructions for each tool kit.</p>
 <p>HOTO Precision Screwdriver Kit Pro</p> <p>Make It Happen</p>	<p>HOTO Precision Screwdriver Kit Pro User Manual</p> <p>Comprehensive user manual for the HOTO Precision Screwdriver Kit Pro, detailing product overview, usage instructions, safety precautions, troubleshooting, product parameters, and regulatory compliance information.</p>
	<p>HOTO 3.6V Cordless Screwdriver Kit (QWLSD011) - User Manual and Safety Guide</p> <p>Comprehensive user manual and safety guide for the HOTO 3.6V Cordless Screwdriver Kit (Model QWLSD011). Learn how to use, store, and maintain your electric screwdriver, along with important safety precautions.</p>
 <p>HOTO Electric Precision Screwdriver ADV</p> <p>Make It Happen</p>	<p>HOTO Electric Precision Screwdriver ADV: User Manual and Specifications</p> <p>Comprehensive guide to the HOTO Electric Precision Screwdriver ADV, covering product overview, instructions, safety precautions, troubleshooting, and technical specifications. Learn how to use and maintain your HOTO screwdriver.</p>