

KUMI KU1 Pro

KUMI KU1 Pro Smart Watch User Manual

Model: KU1 Pro

1. INTRODUCTION

This manual provides essential instructions for setting up, operating, and maintaining your KUMI KU1 Pro Smart Watch. Please read this guide thoroughly to ensure proper use and to maximize the device's features. The KUMI KU1 Pro is designed to enhance your daily life with its health monitoring, communication, and activity tracking capabilities.

2. PACKAGE CONTENTS

Verify that all items are present in your package:

- 1 x KUMI KU1 Pro Smart Watch
- 1 x Magnetic Charging Cable
- 1 x User Manual (this document)

3. SETUP GUIDE

3.1 Initial Charging

Before first use, fully charge your KUMI KU1 Pro Smart Watch. Connect the magnetic charging cable to the charging contacts on the back of the watch and plug the USB end into a standard USB power adapter (not included).



Image: Rear view of the KUMI KU1 Pro Smart Watch, highlighting the magnetic charging contacts and the integrated heart rate sensor. Ensure the charging cable aligns correctly with these contacts.

3.2 App Installation and Pairing

To unlock the full functionality of your smart watch, you need to install the companion application on your smartphone.

1. **Download the App:** Search for 'Wearfit2.0' in your smartphone's app store (Google Play Store for Android or Apple App Store for iOS) and install it.
2. **Compatibility:** The app is compatible with Android 4.4 or higher and iOS 9.0 or higher.
3. **Enable Bluetooth:** Ensure Bluetooth is enabled on your smartphone.
4. **Pairing:** Open the Wearfit2.0 app, create an account or log in, and follow the on-screen instructions to search for and connect to your KUMI KU1 Pro Smart Watch via Bluetooth 5.0.

4. OPERATING INSTRUCTIONS

4.1 Basic Navigation

The KUMI KU1 Pro features a 1.54-inch display with a resolution of 240 x 240 pixels. Navigate through menus and functions by swiping across the screen and tapping icons.

Fashion interaction design

Dynamic UI interaction, following the rhythm and giving you a different experience.



Image: This image demonstrates the dynamic user interface of the KUMI KU1 Pro Smart Watch, showing how users can interact with different screens and applications.

4.2 Call Functions

When connected to your smartphone via Bluetooth, the watch allows you to:

- Make calls directly from the watch.
- Answer incoming calls.
- Reject incoming calls.

4.3 Notifications

Receive real-time notifications for calls, messages, and other app alerts directly on your watch when connected to your smartphone.

4.4 Health Monitoring

The KUMI KU1 Pro is equipped with various sensors to help you monitor your health:

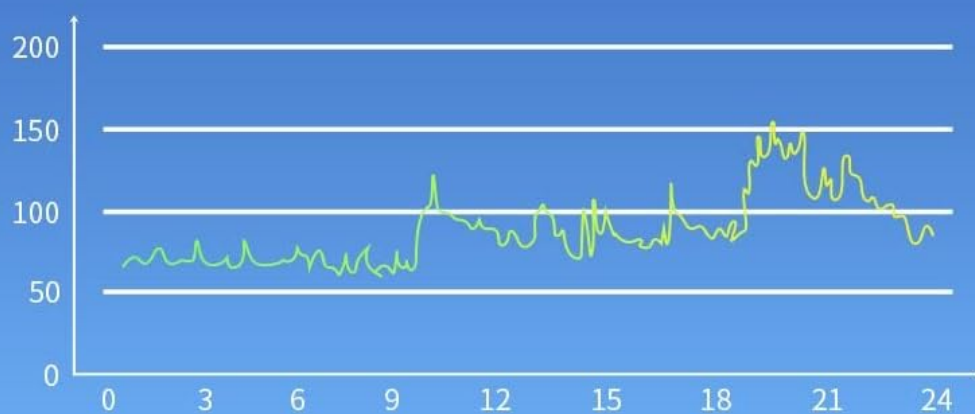
- **24/7 Heart Rate Monitor:** Continuously tracks your heart rate throughout the day.
- **Oxygen Saturation Monitor:** Measures your blood oxygen levels.

- **Blood Pressure Monitor:** Provides estimates of your blood pressure.
- **Sleep Control and Alarm Clock:** Monitors your sleep patterns and can be set as an alarm.

7*24-hour dynamic heart rate monitoring

The heart is the center of all activities, and recording the heart rate is helpful to know your health and exercise effects. The KU1 Pro smart watch uses a wrist optical heart rate sensor to monitor your heart rate 24 hours a day.

24-hour automatic monitoring		APP interval record
---------------------------------	--	------------------------



Continuous monitoring of heart rate can better record the calories burned in the activity, and can also divide the heart rate into different heart rate zones.

Help yourself know more about yourself and find effective ways to exercise.

Image: The watch face displaying a dynamic 24-hour heart rate monitoring graph, illustrating continuous tracking of heart rate data.

4.5 Activity Tracking

Track your daily physical activity:

- **Daily Activity Log:** Records calories burned, steps taken, and distance covered.
- **Multi-Sport Mode:** Supports various sports activities for more accurate tracking.

4.6 Lifestyle Reminders

- **Sedentary Lifestyle Reminder:** Prompts you to move after periods of inactivity.
- **Menstrual Reminder:** Tracks menstrual cycles and provides reminders.

Menstrual reminder

Intimate and lovely menstruation tracking app. Ability to perform menstrual calculations, whether you have regular or irregular menstrual cycles, track your life and our cycle diary, and easily manage your life.



Image: The KUMI KU1 Pro Smart Watch screen showing the menstrual reminder feature, which helps users track and manage their cycle.

4.7 Music and Camera Remote Control

Control your smartphone's music playback and camera shutter directly from your watch when connected via Bluetooth.

5. MAINTENANCE

5.1 Water Resistance (IP67)

The KUMI KU1 Pro Smart Watch has an IP67 water resistance rating. This means it is protected against dust ingress and can withstand immersion in water up to 1 meter for up to 30 minutes. It is suitable for daily use, such as hand washing, rain, or splashes. However, it is **not recommended** for swimming, showering, or diving, as prolonged exposure to water or high-pressure water jets may cause damage.

IP67 waterproof

The KU1 Pro watch is characterized by IP67 waterproof and built-in high-precision sensors, which can capture various sports data to help you swim more effectively.



Image: This image visually represents the IP67 water resistance of the KUMI KU1 Pro Smart Watch, showing it can withstand splashes and brief immersion.

5.2 Cleaning

To keep your watch in good condition:

- Wipe the screen and case with a soft, damp cloth.
- Clean the silicone strap regularly with mild soap and water.
- Ensure the charging contacts on the back of the watch are clean and dry before charging.

5.3 Charging

Always use the provided magnetic charging cable. Avoid using damaged cables or chargers. Do not charge the watch in wet conditions.

6. TROUBLESHOOTING

If you encounter issues with your KUMI KU1 Pro Smart Watch, try the following solutions:

- **Watch not turning on:** Ensure the watch is fully charged. Connect it to the charger for at least 30 minutes.
- **Cannot pair with smartphone:**
 - Ensure Bluetooth is enabled on your smartphone.
 - Make sure the watch is within Bluetooth range of your smartphone.
 - Restart both the watch and your smartphone, then try pairing again through the Wearfit2.0 app.
 - Check if the Wearfit2.0 app has necessary permissions on your smartphone.
- **Inaccurate health data:** Ensure the watch is worn snugly on your wrist, not too tight or too loose. Clean the sensor on the back of the watch.
- **Notifications not appearing:** Check app settings in Wearfit2.0 to ensure notifications are enabled. Verify that your smartphone's notification settings allow the Wearfit2.0 app to display alerts.

7. TECHNICAL SPECIFICATIONS

Parameter	Detail
Model	KU1 Pro
Chip	HS6620
Connectivity	Bluetooth 5.0
Screen Size	1.54 inches
Resolution	240 x 240 pixels
Case Material	Alloy metal
Bracelet Material	Silicone (interchangeable 42/44mm)
Battery Capacity	200 mAh
Charge Type	Magnetic
Water Resistance	IP67
Compatible OS	Android 4.4+ / iOS 9.0+
App	Wearfit2.0

8. WARRANTY AND SUPPORT

8.1 Warranty Information





The KUMI KU1 Pro Smart Watch comes with a **1 Month Warranty** from the date of purchase. This warranty covers manufacturing defects. It does not cover damage caused by misuse, accidents, unauthorized modifications, or failure to follow the instructions in this manual.

8.2 Customer Support

For further assistance, technical support, or warranty claims, please contact your retailer or the manufacturer's customer service. Refer to your purchase documentation for specific contact details.

© 2023 KUMI. All rights reserved.

Related Documents - KU1 Pro

 KUMI KU7 Meta 智能手表 使用指南 v1.0	KUMI KU7 Meta Smartwatch: User Manual & Operating Guide Comprehensive user manual and operating guide for the KUMI KU7 Meta smartwatch, covering setup, features, functions, specifications, and troubleshooting. Learn how to use your device effectively.
 KUMI KU6 Meta SMART WATCH OPERATING GUIDE v1.1	KUMI KU6 Meta Smart Watch Operating Guide Comprehensive operating guide for the KUMI KU6 Meta Smart Watch. Learn about setup, features like health monitoring, sports tracking, connectivity, and safety information. Download the KUMIWear app to enhance your experience.
 KUMI GW5 Smart Watch 快速使用指南	KUMI GW5 Smart Watch Quick User Guide Comprehensive guide to the KUMI GW5 Smart Watch, covering setup, features, functions, and troubleshooting. Learn how to connect, navigate, and utilize all the health and smart features.
 KUMI GW3 Pro Smart Watch 快速使用指南	KUMI GW3 Pro Smart Watch Quick User Guide Comprehensive guide to setting up and using your KUMI GW3 Pro Smart Watch, covering features like fitness tracking, notifications, health monitoring, and app connectivity.

<div><div>FUNCTION INTRODUCTION</div><div><div>Sedentary reminder</div><div>Calculator</div><div>Calendar</div><div>Frequent contacts</div></div></div>	<p>KUMI GT5MAX Smart Watch: Functions, FAQs, and Warnings</p> <p>A comprehensive guide to the KUMI GT5MAX Smart Watch, detailing its functions such as sedentary reminders, calculator, NFC, and voice assistant. It also covers frequently asked questions, Bluetooth data transmission, legal statements, and FCC warnings.</p>
	<p>KUMI U5 Pro Smartwatch Instructions Manual - Setup, Operation & Safety Guide</p> <p>Official instructions manual for the KUMI U5 Pro GPS Smartwatch. Learn how to set up, operate, and troubleshoot your device, along with important safety information and FCC compliance details.</p>