

Manuals+

[Q & A](#) | [Deep Search](#) | [Upload](#)

manuals.plus /

- › [COBI](#) /
- › [COBI Historical Collection HMS Hood Building Block Model Instruction Manual](#)

COBI 4830

COBI Historical Collection HMS Hood Building Block Model Instruction Manual

Model: 4830

Brand: COBI

1. INTRODUCTION

Welcome to the instruction manual for your COBI Historical Collection HMS Hood building block model. This manual provides detailed guidance for assembly, understanding its features, and maintaining your model. Please read through all sections carefully before beginning construction.

2. PRODUCT OVERVIEW

The HMS Hood model is part of the COBI Historical Collection, replicating the iconic British Battlecruiser from World War II. This set consists of 2,613 high-quality building blocks, designed for enthusiasts and collectors to construct a detailed 1:300 scale replica.



Image Description: A fully assembled COBI HMS Hood building block model, showcasing its detailed grey hull, red waterline, and intricate superstructure.

3. PACKAGE CONTENTS

Your COBI HMS Hood building block set includes the following components:

- 2,613 high-quality building blocks
- Instruction Manual (this document)
- Display stand with the ship's name
- Clear and intuitive instructions based on illustrations and step-by-step guidance



Image Description: The product packaging for the COBI HMS Hood building block set, displaying the assembled model and key features like block count and scale.

4. ASSEMBLY INSTRUCTIONS

Follow the clear and intuitive step-by-step instructions provided in the included instruction booklets. Each step is illustrated to guide you through the construction process of your HMS Hood model.

General Assembly Tips:

- Organize your blocks by color and type before starting to streamline the building process.
- Carefully review each step's illustration before attaching pieces to ensure correct placement.
- Ensure pieces are firmly connected to maintain structural integrity and stability of the model.
- Refer to the instruction manual for specific part placement and orientation.



Image Description: A diagram illustrating the dimensions of the assembled COBI HMS Hood model, showing a length of 88cm (34.6") and a height of 22cm (8.7").

5. FEATURES

The COBI HMS Hood model incorporates several key features:

- **Scale:** A precise 1:300 scale replica of the British Battlecruiser HMS Hood.
- **Block Count:** Constructed from 2,613 high-quality building blocks for a detailed build.
- **Display:** Includes a dedicated display stand with the ship's name for presentation.
- **Movable Components:** Features movable gun turrets and propellers for interactive display.
- **Detailed Design:** Incorporates intricate details such as deck structures, lifeboats, and anchors, enhancing realism.
- **Compatibility:** Fully compatible with other brands of construction blocks, allowing for customization.




Image Description: A close-up view of a rotating gun turret on the COBI HMS Hood model, highlighting its movable functionality.




Image Description: A detailed view of the stern of the COBI HMS Hood model, showing the movable propellers and rudder components.




Image Description: An overhead view of the deck of the COBI HMS Hood model, showcasing various details including lifeboats and smaller armaments.




Image Description: A close-up of the bow of the COBI HMS Hood model, featuring a detailed anchor assembly.

6. OPERATING THE MODEL

This model is primarily designed for display. However, certain components are designed to be interactive:

- **Turrets:** The main gun turrets can be rotated manually.
- **Propellers:** The propellers at the stern can be manually spun.

Handle the model with care to avoid dislodging blocks or damaging intricate parts.

7. MAINTENANCE AND CARE

Proper care will help preserve the appearance and integrity of your COBI HMS Hood model:

- **Cleaning:** Dust the model regularly with a soft, dry cloth or a soft brush. For stubborn dirt, a slightly damp cloth can be used, but avoid excessive moisture.
- **Storage:** Store the model in a stable, dry environment away from direct sunlight and extreme temperatures to prevent discoloration or warping of blocks.
- **Handling:** Always lift the model from its base or sturdy sections to prevent damage to delicate components.

Avoid using harsh chemicals or abrasive materials for cleaning, as these can damage the plastic blocks.

8. TROUBLESHOOTING

Missing or Damaged Pieces:

If you encounter any missing or damaged pieces during assembly, please contact COBI customer support. Provide the model number (4830) and a clear description of the required parts.

Difficulty Connecting Blocks:

Ensure that blocks are aligned correctly and apply firm, even pressure. If a block is consistently difficult to

connect, check for any deformities or obstructions.

Model Instability:

Review the assembly steps to ensure all connections are secure. Loose connections can lead to instability in the assembled model.

9. SPECIFICATIONS

Property	Value
Model Number	4830
Brand	COBI
Scale	1:300
Number of Blocks	2,613
Product Dimensions (L x W x H)	17.72 x 2.76 x 12.6 inches (approx. 88 cm x 7 cm x 32 cm)
Item Weight	7 pounds
Manufacturer Recommended Age	6 - 13 years
Release Date	September 13, 2022

Note: Dimensions are approximate for the assembled model.

10. SAFETY INFORMATION

Please observe the following safety guidelines:

- **Choking Hazard:** This product contains small parts and is not suitable for children under 3 years of age.
- **Recommended Age:** Recommended for ages 6-13 years. Adult supervision is advised for younger builders.
- **Proper Use:** This product is intended for construction and display. Do not throw or misuse the blocks.

Always keep packaging materials away from children to prevent suffocation hazards.

11. WARRANTY AND SUPPORT

For warranty information, assistance with missing parts, or technical support, please contact COBI customer service directly. Refer to the contact information provided on the product packaging or the official COBI website.

Please have your model number (4830) and proof of purchase available when contacting support to facilitate a quicker resolution.