

## Nutale F9X

# Nutale Smart Tracker F9X Instruction Manual

Model: F9X

## 1. PRODUCT OVERVIEW

The Nutale Smart Tracker F9X is a compact, wireless Bluetooth device designed to help you locate misplaced items and prevent loss. It connects to your smartphone via the Nut App, providing features such as anti-lost alarms, item finding, and location tracking.




Image: The Nutale Smart Tracker F9X, a small, square-shaped device with a gold-colored frame and a white textured center, featuring the 'Nutale' logo.

## 2. SETUP GUIDE

---

### 2.1. App Installation

1. **Download the Nut App:** Search for "Nut App" in your smartphone's app store (available for iOS and Android devices).
2. **Install and Open:** Follow the on-screen instructions to install the app. Once installed, open the Nut App.
3. **Create an Account:** Register for a new account or log in if you already have one.

### 2.2. Pairing the Smart Tracker

1. **Ensure Bluetooth is On:** Make sure Bluetooth is enabled on your smartphone.
2. **Activate the Tracker:** If this is your first time using the tracker, ensure the battery is correctly installed. The device should be powered on.
3. **Add Device in App:** In the Nut App, navigate to the "Add Device" or "+" option.
4. **Follow On-Screen Prompts:** The app will guide you through the pairing process. This typically involves pressing a button on the tracker to connect it to your phone.

5. **Grant Permissions:** The app may request certain permissions (e.g., location access). Granting these permissions is necessary for full functionality.

## 2.3. Battery Installation/Replacement

The Nutale Smart Tracker F9X uses a replaceable CR2032 coin cell battery. To install or replace the battery:

1. **Open the Casing:** Gently pry open the tracker's casing using a small tool or your fingernail at the designated notch.
2. **Insert/Replace Battery:** Insert a new CR2032 battery with the positive (+) side facing up.
3. **Close the Casing:** Carefully snap the two halves of the tracker back together until it is securely closed.

A new battery typically provides over 10 months of standby time.

## 3. OPERATING INSTRUCTIONS

---

### 3.1. Anti-Lost Alarm

When the Nutale Smart Tracker F9X and your phone are disconnected (i.e., move out of Bluetooth range), both devices will sound an alarm to alert you. This feature helps prevent leaving items behind.

- **Bluetooth Range:** The typical indoor Bluetooth range is approximately 10-20 meters (30-66 feet), and outdoor range is 30-50 meters (100-164 feet).



Both the tracker and your phone will sound an alarm when they get disconnected (usually the range of Bluetooth is around 10-20 meters and 30-50 meters outdoors)



## Ant-Lost Alarm

Image: A man views his phone while a Nutale tracker, attached to keys in a door, emits signal waves, illustrating the anti-lost alarm function.

### 3.2. Find Your Items (Tracker Alarm)

To locate an item attached to your Nutale Smart Tracker F9X:

1. **Open the Nut App:** Ensure the app is running and connected to your tracker.
2. **Activate Alarm:** In the app, select the specific tracker and tap the "Ring" or "Find-it Mode" button. The tracker will emit an audible beep to help you locate it.





Image: A Nutale tracker is shown inside a wallet, while a smartphone displays the 'Find-it Mode' within the app, indicating how to locate items.

### 3.3. Location Tracking

The Nut App records the last known connected location of your Nutale Smart Tracker F9X. If an item is lost, you can view its approximate location on a map within the app.

1. **Access Map:** Open the Nut App and select the tracker. Tap on the map icon to view the last connected location.



## Location Tracking

Image: A hand holds a smartphone showing a map with a red pin marking a specific location, demonstrating the location tracking feature.

### 3.4. Phone Finder

If you misplace your phone but have your Nutale Smart Tracker F9X, you can use the tracker to make your phone ring. This feature is typically activated by double-pressing the button on the tracker itself.

### 3.5. Range Information

The effective range for the anti-lost alarm and finding functions depends on environmental factors.

- **Maximum Indoor Range:** Approximately 66 feet (20 meters).
- **Maximum Outdoor Range:** Approximately 164 feet (50 meters).





## ANTI-LOST ALARM

Long Range Tracking for both Indoor & Outdoor

Image: A visual representation showing the effective Bluetooth range of the Nutale tracker, with an indoor range of 66 ft and an outdoor range of 164 ft.

## 4. MAINTENANCE

### 4.1. Cleaning

To clean your Nutale Smart Tracker F9X, gently wipe it with a soft, dry cloth. Avoid using harsh chemicals or abrasive materials, as these can damage the device.

### 4.2. Storage

Store the tracker in a cool, dry place when not in use. Avoid extreme temperatures and direct sunlight.

## 5. TROUBLESHOOTING

If you encounter issues with your Nutale Smart Tracker F9X, try the following steps:

- **Tracker Not Connecting:**
  - Ensure Bluetooth is enabled on your phone.


- Check if the tracker's battery is charged or needs replacement.
- Restart the Nut App and try pairing again.
- Move the tracker closer to your phone.
- **Anti-Lost Alarm Not Triggering:**
  - Verify that the anti-lost feature is enabled in the Nut App settings for the specific tracker.
  - Check the Bluetooth connection stability. Obstacles or distance can affect the signal.
- **Low Alarm Volume:**
  - Ensure the tracker is not obstructed by other items (e.g., inside a thick wallet or bag).
  - Check the volume settings within the Nut App, if available.
- **App Permissions:**
  - Ensure the Nut App has necessary permissions, especially for location services and notifications, to function correctly. Review your phone's app settings.
- **Inaccurate Location Tracking:**
  - Location tracking relies on the last known Bluetooth connection. If the tracker moves out of range without a connection, the recorded location will be where it last connected to your phone.

## 6. SPECIFICATIONS

<b>Model Number</b>	F9X
<b>Dimensions</b>	5.04 x 4.45 x 0.67 inches (Package)
<b>Item Weight</b>	0.317 ounces (9 grams)
<b>Connectivity</b>	Bluetooth
<b>Battery Type</b>	CR2032 (2 included)
<b>Battery Life</b>	Over 10 months (standby)
<b>Material</b>	Acrylonitrile Butadiene Styrene (ABS)
<b>Compatible Devices</b>	Smartphone



## Light, Easy to carry



## Volume Increased



Image: A visual representation detailing the Nutale tracker's dimensions (40mm x 7.2mm), weight (10g), and a comparison of its alarm volume (90dB+) against others (60dB+).

## 7. WARRANTY AND SUPPORT




### 7.1. Warranty Information

For specific warranty details regarding your Nutale Smart Tracker F9X, please refer to the warranty card included with your product packaging or visit the official Nutale website. Warranty terms typically cover manufacturing defects for a specified period from the date of purchase.

### 7.2. Customer Support

If you require further assistance, technical support, or have questions not covered in this manual, please contact Nutale customer support through their official website or the contact information provided in the Nut App.

Related Documents - F9X

	<p><a href="#">Nutale Findmy Wireless Locator: Setup, Pairing &amp; Usage Guide</a></p> <p>Get detailed instructions for the Nutale Findmy wireless locator. Learn setup, pairing with Apple's Find My app, using 'Play Sound' and 'Lost Mode', and understanding device status. FCC compliant.</p>
	<p><a href="#">Nutale Findmy Product Instruction Manual</a></p> <p>Comprehensive user guide for the Nutale Findmy Product, detailing setup, operation, and troubleshooting for this Apple Find My network compatible Bluetooth tracker. Includes FCC compliance information.</p>
	<p><a href="#">Blumaple Corporate Catalogue: Premium Electronics, Office IT Hardware, and Corporate Gifting</a></p> <p>Explore the Blumaple Corporate Catalogue featuring a wide range of premium electronics, office IT hardware, and corporate gifting solutions. Discover smart water bottles, speakers, wearables, paper tablets, and more from leading brands.</p>