

Sealey SPBC12

Sealey Automatic Smart Battery Charger & Maintainer

Model: SPBC12

Brand: Sealey



INTRODUCTION

The Sealey SPBC12 is a fully automatic 7-stage battery charger designed for efficient trickle charging and maintaining a wide range of battery types. It is compatible with EFB and AGM (stop/start), GEL, lead acid, and lithium batteries, featuring automatic chemistry selection for ease of use.

Key features include zero-volt battery charging for recovering completely discharged batteries, an old battery sulfation repair function, and comprehensive protection against reverse polarity, short circuits, over temperature, and overcharging. The intuitive LED screen provides clear information on charging stages, voltage, amperage output, and battery capacity. Its compact design incorporates a retractable hanging hook and a cable management system for convenient storage.

PACKAGE CONTENTS

Please ensure all items are present and undamaged upon opening the package:

- Sealey SPBC12 Automatic Smart Battery Charger & Maintainer (12A)
- Integrated Battery Clamps (Red for positive, Black for negative)
- Integrated AC Power Cord





Image: Rear view of the Sealey SPBC12 charger showing the integrated cable management system with battery clamps stored.

SETUP

1. **Safety First:** Ensure the charger is disconnected from the AC power outlet before making any battery

connections. Work in a well-ventilated area.

2. **Identify Battery Terminals:** Locate the positive (+) and negative (-) terminals on your battery. The positive terminal is usually larger and marked with a plus sign, while the negative terminal is marked with a minus sign.
3. **Connect to Battery:**
 - Connect the *red* positive (+) clamp from the charger to the positive (+) battery terminal.
 - Connect the *black* negative (-) clamp from the charger to the negative (-) battery terminal.

Note: Ensure a secure connection to prevent arcing.

4. **Connect to AC Power:** Once the battery clamps are securely connected to the battery, plug the charger's AC power cord into a standard wall outlet.



Image: The Sealey SPBC12 charger connected to a vehicle battery, demonstrating proper clamp attachment.

The Sealey SPBC12 is designed for fully automatic operation, simplifying the charging process.

Automatic Charging Process:

- Upon connecting to a battery and AC power, the charger will automatically detect the battery voltage (6V, 12V, or 24V) and chemistry (EFB, AGM, GEL, Lead Acid).
- For lithium batteries, manual selection of the lithium function (12V only) may be required. Refer to the charger's display for specific prompts.
- The charger will then initiate its 7-stage charging process, which includes desulfation, soft start, bulk charge, absorption, analysis, recondition, and float/maintenance.

LED Display Information:

The intuitive LED screen provides real-time feedback:

- **Charging Stages:** Illuminated icons or text indicate the current stage of the charging process.
- **Volts Output:** Displays the current voltage of the battery.
- **Amps Output:** Shows the current charging current being delivered.
- **Battery Capacity:** Indicates the estimated charge level of the battery.
- **Error Indicators:** Warnings for reverse polarity or other faults will be displayed.

Zero-Volt Battery Charging:

This feature allows the charger to attempt recovery and charge a completely discharged battery. For this function to work effectively, ensure any load is removed from the rechargeable battery before connecting the charger.

13.5V DC Power Supply Mode:

The charger can also function as a 13.5V DC power supply, providing stable voltage for battery support during prolonged electrical and diagnostic checks on a vehicle.

MAINTENANCE

Proper maintenance ensures the longevity and optimal performance of your Sealey SPBC12 charger.

- **Cleaning:** Disconnect the charger from both AC power and the battery. Wipe the casing with a soft, dry cloth. Do not use abrasive cleaners or solvents.
- **Cable Inspection:** Regularly inspect the AC power cord and battery cables for any signs of damage, fraying, or exposed wires. Do not use the charger if cables are damaged.
- **Clamp Maintenance:** Keep the battery clamps clean and free of corrosion. Clean them with a wire brush if necessary.
- **Storage:** When not in use, store the charger in a cool, dry place, away from direct sunlight and moisture. Utilize the integrated cable management system to keep cables tidy.

TROUBLESHOOTING

Problem	Possible Cause	Solution
---------	----------------	----------

Problem	Possible Cause	Solution
Charger not turning on/no display.	No AC power; Faulty outlet; Damaged power cord.	Check AC power connection and outlet. Try a different outlet. Inspect power cord for damage.
"Reverse Polarity" error displayed.	Battery clamps connected incorrectly (red to negative, black to positive).	Disconnect from AC power. Reconnect clamps correctly: red (+) to positive (+), black (-) to negative (-).
Charger not charging or stuck on a stage.	Poor connection to battery; Battery is severely discharged or faulty; Battery type not compatible.	Ensure clamps are securely connected. For zero-volt charging, remove all load from battery. Test battery condition. Confirm battery type compatibility.
Charger feels hot.	Normal operation during charging; Overload or poor ventilation.	Some heat is normal. Ensure adequate ventilation around the charger. If excessively hot or an error is displayed, disconnect and allow to cool.

If the problem persists after attempting these solutions, please contact Sealey customer support for further assistance.

SPECIFICATIONS

Feature	Detail
Model Number	SPBC12
Input Voltage	AC 220-240V, 50/60Hz (Typical for UK/EU models)
Output Voltage	6V, 12V, 24V DC (Automatic Detection)
Charging Current	Up to 12A
Battery Types Supported	EFB, AGM (Stop/Start), GEL, Lead Acid, Lithium (12V only)
Charging Stages	7-Stage Automatic
Special Features	Zero-Volt Charging, Sulfation Repair, 13.5V DC Power Supply Mode, Reverse Polarity Protection, Short Circuit Protection, Over Temperature Protection, Overcharging Protection
Dimensions (L x W x H)	33.46 x 9.45 x 8.07 inches (approximate)

Feature	Detail
Item Weight	2.42 pounds (approximate)

Note: Specifications are subject to change without notice for product improvement.

WARRANTY AND SUPPORT

Sealey products are manufactured to high standards and are subject to rigorous quality control. This product is supplied with a manufacturer's warranty, the terms and conditions of which are typically provided with your purchase documentation or can be found on the official Sealey website.

For technical support, warranty claims, or spare parts, please contact your original point of purchase or refer to the official Sealey website for their customer service contact information. Please have your model number (SPBC12) and proof of purchase ready when contacting support.



© 2023 Sealey. All rights reserved. Information in this manual is subject to change without notice.
For the latest information and updates, please visit www.sealey.co.uk

Documents - Sealey – SPBC12



[pdf] Instructions Warranty

Instructions for the Sealey SPBC16 Premier Fully Automatic Battery Maintainer Charger 16A » Product spbc8 v2 spbc12 spbc16 instructions 20240207 2 dfc1569294 sitebox ltd uk docs sealey |||

AUTOMATIC SMART BATTERY CHARGER MAINTAINER WITH 12V LITHIUM CHARGING AND 12V DC POWER SUPPLY MODEL NO s: SPBC8.V2, **SPBC12.V2, SPBC16.V2** Thank you for purchasing a Sealey product. Manufactured to a high standard, this product will, if used according to these instructions, and properly maintained, g...

lang:en score:47 filesize: 413.78 K page_count: 4 document date: 2024-02-07



[\[pdf\]](#) Instructions Warranty

Instructions Sealey SPBC16 Battery Charger Maintainer 16A Automatic Workshopping co uk SPBC8

SPBC12 20211112 2 DFC1075436 workshopping storage |||

AUTOMATIC BATTERY CHARGER MAINTAINER MODEL NO: SPBC8, **SPBC12**,


SPBC16 Thank you for purchasing a Sealey product. Manufactured to a high

standard, this product will, if used according to these instructions, and properly

maintained, give you years of trouble free performance. IMPORTANT: PLEASE

READ T...

lang:en **score:44** filesize: 416.47 K page_count: 4 document date: 2021-11-12



[\[pdf\]](#) Instructions Warranty

Instructions Sealey SPBC8 Battery Maintainer Charger 8A Fully Automatic workshopping co uk SPBC12

SPBC16 20240301 5 DFC1582241 backslash fra1 digitaloceanspaces Workshopping Prototype ||| |||

AUTOMATIC SMART BATTERY CHARGER MAINTAINER MODEL NO: SPBC8, SPBC12, SPBC16

Thank you for purchasing a Sealey product. Manufactured to a high standard, this product will, if used

according to these instructions, and properly maintained, give

AUTOMATIC SMART BATTERY CHARGER MAINTAINER MODEL NO: SPBC8,

SPBC12, SPBC16 Thank you for purchasing a Sealey product. Manufactured to a

high standard, this product will, if used according to these instructions, and properly

maintained, give you years of trouble free performance. IMPORTANT: PLEASE ...

lang:en **score:44** filesize: 393.14 K page_count: 4 document date: 2024-03-01



[\[pdf\]](#) Instructions Warranty

Instructions Sealey SPBC16 Battery Maintainer Charger 16A Fully Automatic Downloadable Files SPBC8

SPBC12 20230331 4 DFC1385754 workshopping fra1 digitaloceanspaces public |||

SEALEY AUTOMATIC SMART BATTERY CHARGER MAINTAINER MODEL NO:

SPBC8, **SPBC12**, SPBC16 Thank you for purchasing a Sealey product. Manufactured

to a high standard, this product will, if used according to these instructions, and

properly maintained, give you years of trouble free performance. IMPORTANT: ...

lang:en **score:43** filesize: 428.88 K page_count: 4 document date: 2023-04-03



[\[pdf\]](#) Instructions Warranty

MODEL NO SPBC8 SPBC12 SPBC16 Instructions 20230331 4 DFC1385749 tooled up artwork Prod |||


SEALEY AUTOMATIC SMART BATTERY CHARGER MAINTAINER MODEL NO:

SPBC8, **SPBC12**, SPBC16 Thank you for purchasing a Sealey product. Manufactured

to a high standard, this product will, if used according to these instructions, and

properly maintained, give you years of trouble free performance. IMPORTANT: ...

lang:en **score:43** filesize: 259.24 K page_count: 4 document date: 2023-11-07



[\[pdf\]](#) Instructions Warranty

SPBC8 SPBC12 SPBC16 Instructions 20210105 1 DFC0853237 Index of SealeyData photos

haightradingukltd co uk |||


FULLY AUTOMATIC BATTERY CHARGER MODEL NO: SPBC8, **SPBC12** SPBC16

Thank you for purchasing a Sealey product. Manufactured to a high standard, this

product will, if used according to these instructions, and properly maintained, give you

years of trouble free performance. IMPORTANT: PLEASE READ THESE I...

lang:en **score:42** filesize: 418.47 K page_count: 4 document date: 2021-01-05



[\[pdf\]](#) Instructions Warranty

Instructions419 KB Battery Charger 8A Fully Automatic Anvil Tool SPBC8 SPBC12 SPBC16 Instructions

20210122 1 DFC0866034 anviltool co uk 2021 05 |||

FULLY AUTOMATIC BATTERY CHARGER MODEL NO: SPBC8, **SPBC12** SPBC16

Thank you for purchasing a Sealey product. Manufactured to a high standard, this

product will, if used according to these instructions, and properly maintained, give you

years of trouble free performance. IMPORTANT: PLEASE READ THESE I...

lang:en **score:39** filesize: 461.67 K page_count: 4 document date: 2021-01-22



[pdf] Instructions Warranty

automatic smart battery charger maintainer with 12v lithium May 29 2025 · Fully 7 stage designed for trickle charging and maintaining a variety of EFB AGM stop start GEL lead acid spbc8 v2 spbc12 spbc16 instructions 20250529 3 dfc1905230 srsltid AfmBOoonKTVXuyXAMLSjSMhWnS9s7WnJ21zwXVge8ZOO g sitebox ltd uk docs sealey gy3 8DGR0fz |||


AUTOMATIC SMART BATTERY CHARGER MAINTAINER WITH 12V LITHIUM CHARGING AND 12V DC POWER SUPPLY MODELS: SPBC8.V2, **SPBC12.V2, SPBC16.V2** Thank you for purchasing a Sealey product. Manufactured to a high standard, this product will, if used according to these instructions, and properly maintained, give ...

lang:en **score:36** filesize: 391.67 K page_count: 4 document date: 2025-05-29



[pdf] Instructions Warranty

18412 ccw tools Media ||| **FULLY AUTOMATIC BATTERY CHARGER MODEL NO: SPBC8, **SPBC12** SPBC16** Thank you for purchasing a Sealey product. Manufactured to a high standard, this product will, if used according to these instructions, and properly maintained, give you years of trouble free performance. **IMPORTANT: PLEASE READ THESE I...** lang:en **score:19** filesize: 418.51 K page_count: 4 document date: 2021-01-22



[pdf] User Manual Guide

Sealey Battery Chargers bodyshopsolutionsltd 2024 02 ||| **BATTERY CHARGERS** back to Section List Battery Charger Buying Guide 615-618 Capacitor Jump Starters ... e page 623 SPI10S see page 623 SPI15S see page 623 BSCU170 see page 619 SPBC8 see page 622 **SPBC12** see page 622 SPBC16 see page 622 SPBC30 see page 622 SPBC40 see page 622 12V 13A 2... lang:en **score:15** filesize: 9.57 M page_count: 25 document date: 0000-00-00