

Manuals+

[Q & A](#) | [Deep Search](#) | [Upload](#)

[manuals.plus](#) /

› [VTech](#) /

› [VTech IS8251-3 Cordless Phone System User Manual](#)

VTech IS8251-3

VTech IS8251-3 Cordless Phone System User Manual

Model: IS8251-3

Business Grade 3-Handset Expandable Cordless Phone for Home Office

INTRODUCTION

The VTech IS8251-3 Cordless Phone System is designed to provide clear and reliable communication for your home or office. Featuring a large 5-inch color display, programmable shortcut keys, Smart Call Blocking, and Bluetooth Connect to Cell technology, this system offers enhanced convenience and control over your calls. This manual provides detailed instructions for setting up, operating, and maintaining your phone system.



The VTech IS8251-3 Cordless Phone System, showcasing the base unit with its large color display and three cordless handsets.

WHAT'S IN THE BOX

- Base Unit
- 3 Handsets
- 2 Chargers
- 3 Adapters
- Telephone Line Cord
- 3 Battery Packs
- Quick Start Guide

SETUP

Connecting the Telephone Base

To set up your telephone base, connect the telephone line cord and power adapter. Ensure all connections are secure before proceeding.

Video: Instructions on how to set up and connect the telephone base unit.

Mounting the Telephone Base on the Wall (Optional)

If you wish to wall-mount the telephone base, you may need a wall mount bracket (not included in the package). Follow the video instructions for proper installation.

Video: Detailed guide on how to mount the telephone base unit on the wall.

Installing and Charging Handsets

Before first use, install the battery packs into each handset and place them on the base unit or chargers to fully charge. A full charge takes approximately 12 hours.

Handset Features



Image: A VTech handset highlighting its features, including the battery compartment.

OPERATING

Assigning and Editing Smart Keys


The telephone base features six smart keys along the LCD screen that can be customized for quick access to frequently used functions. Learn how to assign and edit these keys to personalize your experience.

Video: Tutorial on how to assign and edit smart keys on the VTech phone base.

Bluetooth Connect to Cell

Connect your cell phone via Bluetooth to make and receive cell calls through your VTech cordless phone system. You can pair up to two cell phones or one cell phone and one Bluetooth headset.

Connect to Cell



Make and receive calls from your cellular plan while enjoying the comforts of a home phone. Pair up to 2 cell phones and connect 2 cell phones or one cell phone and one BLUETOOTH headset for use with landline calls.

Image: The VTech phone system demonstrating its Bluetooth Connect to Cell feature with a smartphone.

Adding a Bluetooth Cellphone

Video: Step-by-step guide on how to add a cellphone using Bluetooth to the phone system.

Adding a Bluetooth Headset

Video: Instructions on how to add a Bluetooth headset to the phone system.

Phonebook Management

The phonebook can store up to 1,200 entries, including downloaded cellphone contacts. Manage your contacts efficiently with these features.

Phonebook Directory



Image: The VTech phone base showing the phonebook directory feature.

Downloading Phonebook from Cellphone

Video: Guide on how to download phonebook entries from your cellphone to the VTech system.

Adding Numbers to the Phonebook

Video: Instructions on how to manually add new numbers to the phonebook.

Reviewing, Dialing, or Deleting Phonebook Entries

Video: Learn how to review, dial, or delete existing entries in your phonebook.

Smart Call Blocker

Say goodbye to unwanted calls. The Smart Call Blocker automatically blocks robocalls from ever ringing through, even the first time. You can also permanently blacklist any number with one touch.

Smart Call Blocker

Save time by not checking all calls, unlike other phones

One touch block



Smart Call Blocker (SCB) - Explainer*

Caller	SCB Action	IS8251-x Series
Address Book Calls, Star name List Calls	Call allowed	Ringing
Unknown Calls, Robo Calls	SCB instructions to caller	Rejected Answering Machine
Block List Calls	Call rejected	Rejected

* For more details refer product support documents

Image: The Smart Call Blocker feature on the VTech phone base, showing the one-touch block button.

Setting up Smart Call Blocker Screening

Video: Instructions on how to set up the Smart Call Blocker screening function.

Building up Block List & Star Name List

Video: Learn how to build up your Block List and Star Name List for call management.

Unblocking a Telephone Number

Video: Guide on how to unblock a telephone number from your Smart Call Blocker list.

Caller ID Announce

The handset and base announce the name of the caller, so you don't have to scramble for the handset to see who's calling. With the 5-inch base display, caller details are visible more clearly even from farther away.

Caller ID Announce

Kelly Smith
is calling...



The handset and base announce the name of the caller, so you don't have to scramble for the handset to see who's calling.

Image: The Caller ID Announce feature in action, displaying caller information on the base unit.

Full-Duplex Handset and Base Speakerphones

Enjoy a speakerphone that can keep up with your calls. Increase participation by allowing both ends to speak and be heard at the same time, for conversations that are more true to life.

Full-duplex handset and base speakerphones



Enjoy a speakerphone that can keep up with your calls. Increase participation by allowing both ends to speak and be heard at the same time, for conversations that are more true to life.

Image: The VTech phone system highlighting its full-duplex speakerphone capabilities.

Countdown Timer

The countdown timer feature helps you manage your time more efficiently, especially when multitasking. This feature is available on the telephone base.

Video: How to set and use the countdown timer on the phone base.

Expandability

The VTech IS8251-3 system is expandable up to 5 handsets (using IS8201 accessory model). This allows for intercom between handsets and the base unit, and conferencing between an outside line and up to 4 cordless handsets.

Expandable to 5 handsets



Intercom between handsets & base unit. Conference between an outside line & up to 4 cordless handsets. Accessory handset sold separately

Image: The VTech phone system demonstrating its expandability with multiple handsets.

SPECIFICATIONS

Feature	Specification
Model Number	IS8251-3
Brand	VTech
Color	Silver/Black
Telephone Type	Cordless
Display Size	5 inches (base unit)
Answering System Type	Digital
Answering System Recording Time	Up to 40 minutes
Phonebook Capacity	Up to 1,200 entries

Power Source	Corded Electric
Item Weight	3.05 pounds (1.39 kg)
Package Dimensions	9.65 x 7.24 x 4.96 inches
Batteries	3 Product Specific batteries required (included)
Compatible Devices	iPhone, Android (via Bluetooth)

TROUBLESHOOTING

This section would typically contain common issues and their solutions. For detailed troubleshooting steps, please refer to the full user manual PDF linked below.

MAINTENANCE

Regular cleaning and proper battery care will help extend the life of your VTech phone system. Avoid exposing the units to extreme temperatures or moisture. For specific cleaning instructions and battery replacement guidelines, consult the full user manual.

WARRANTY AND SUPPORT




For warranty information and customer support, please refer to the official VTech website or the detailed user manual. Protection plans are also available for extended coverage.






Download the full [User Manual \(PDF\)](#) for complete instructions and detailed information.

Download the [Installation Manual \(PDF\)](#) for setup assistance.

© 2025 VTech Communications, Inc. All rights reserved.

Related Documents - IS8251-3

<div>IS 8251 8251-2 8251-3 8251-4 8251-5</div> <div><small>Click on the  in the manual to watch the video tutorials.</small></div> <div> <small>Scan the QR code to go and watch the video tutorials.</small></div> <div> vtech User's manual</div>	<div>VTech IS8251 Series User Manual</div> <div>Comprehensive user manual for the VTech IS8251 series of telephones, covering installation, operation, features, and safety instructions. Learn how to set up your phone, manage contacts, use advanced features like Smart Call Blocker and the answering system, and troubleshoot common issues.</div>
---	--

 <p> <small>User Manual of Product 1: VTech IS8151-3 Super Long Range 3-Handset DECT 6.0 Cordless Phone for Home with Answering Machine, 2008-8 Range, Call Blocking, Bluetooth, Headset Jack, Power Settings Intercom, Expandable to 12 HSE</small> </p>	<p>VTech IS8151-3 Super Long Range Cordless Phone User Manual</p> <p>Comprehensive user manual for the VTech IS8151-3 Super Long Range DECT 6.0 Cordless Phone System, featuring an answering machine, call blocking, Bluetooth, and intercom capabilities.</p>
	<p>VTech CS2050/CS2051/CS2052/CS2053 Quick Start Guide</p> <p>Comprehensive guide to setting up and using your VTech CS2050, CS2051, CS2052, or CS2053 cordless phone system, including safety instructions, product registration, warranty information, and feature setup.</p>
	<p>VTech DS6722-3 Cordless Phone User Manual with Bluetooth and Answering System</p> <p>Comprehensive user manual for the VTech DS6722-3 DECT 6.0 cordless phone. Learn about installation, setup, Bluetooth pairing, answering system features, call management, and troubleshooting.</p>
<p>VG 208 208-2</p>  <p>vtech User's manual</p>	<p>VTech VG208 / VG208-2 User Manual: Features, Safety, and Operation Guide</p> <p>Comprehensive user manual for the VTech VG208 and VG208-2 DECT 6.0 cordless phones. Learn about installation, operation, features like answering machine, caller ID, call blocking, intercom, safety instructions, and technical specifications.</p>
<p>Go to www.vtechphones.com to register your product for enhanced warranty support and for latest Vtech product news.</p> <p>CM18045 4-Line Small Business System Cordless Handset</p>  <p>vtech User's manual</p>	<p>VTech CM18045 4-Line Small Business System Cordless Handset User Manual</p> <p>Comprehensive user manual for the VTech CM18045 4-Line Small Business System Cordless Handset, covering installation, setup, operation, safety, and troubleshooting.</p>