

Manuals+

[Q & A](#) | [Deep Search](#) | [Upload](#)

[manuals.plus](#) /

› [THAW](#) /

› [THAW Rechargeable Hand Warmer User Manual](#)

THAW THA-HND-0017

THAW Rechargeable Hand Warmer User Manual

Model: THA-HND-0017

Brand: THAW

INTRODUCTION

The THAW Rechargeable Hand Warmer is designed to provide portable warmth and convenient power on the go. This dual-purpose device features a rechargeable lithium-ion battery that not only heats your hands but also functions as a power bank to charge your electronic devices. Its compact and ergonomic design makes it an ideal companion for various outdoor activities, ensuring comfort in cold conditions.





Figure 1: THAW Rechargeable Hand Warmer (Small)

SETUP

Charging the Device

Before first use, fully charge your THAW Hand Warmer. Use the provided USB-C cable to connect the device to a compatible USB power source (e.g., wall adapter, computer USB port). The blue LED indicators will illuminate to show the charging progress. All three blue LEDs will light up when fully charged.

- **Recharge Time:** Approximately 3 hours at 2.0A, 6 hours at 1.0A, or 12 hours at 0.5A.



Figure 2: USB-C Charging Port and Cable

OPERATING INSTRUCTIONS

Power On/Off and Mode Selection

To turn on your THAW Hand Warmer, press and hold the power button for 3 seconds. The device will light up red to indicate the heating mode. To cycle through temperature modes (High, Medium, Low), press the power button briefly. When the lights are off, release the button to turn it off.

Temperature Modes and Run Times

Mode	Temperature	Run Time (Small Model)
High	60 °C / 140 °F	Up to 5 hours
Medium	53 °C / 127 °F	Up to 7 hours
Low	46 °C / 114 °F	Up to 10 hours

Note: The heating feature and power bank cannot be used simultaneously.




Figure 3: Temperature Modes and Performance

Power Bank Functionality

The THAW Hand Warmer can also serve as a power bank with a 5,200mAh capacity. Connect your device to the USB-C port on the hand warmer using your device's charging cable. The hand warmer will automatically begin charging your device. The battery/charging indicator LEDs will show the remaining power level.

- **Smart Power Control:** When the battery level reaches 33% or less, the product will automatically switch to the next lower mode to ensure the longest run time possible.

TWO SIZES

For the long treks or the short hauls, we got you covered.



Figure 4: THAW Hand Warmer in use, showing two available sizes.

MAINTENANCE

To ensure the longevity and optimal performance of your THAW Hand Warmer, follow these maintenance guidelines:

- **Cleaning:** Wipe the device with a soft, damp cloth. Do not use harsh chemicals or abrasive cleaners.
- **Storage:** Store the hand warmer in a cool, dry place when not in use. Avoid extreme temperatures.
- **Battery Care:** For best battery life, charge the device fully at least once every three months, even if not in regular use. The battery is not user-replaceable.

TROUBLESHOOTING

If you encounter issues with your THAW Hand Warmer, refer to the following common solutions:

- **Device not turning on:** Ensure the device is fully charged. Press and hold the power button for 3 seconds.
- **Not heating:** Check the battery level. If low, recharge the device. Ensure you are in a heating mode (red indicator).

- **Not charging external devices:** Confirm the hand warmer has sufficient charge. Ensure the charging cable is securely connected to both the hand warmer and your external device. Remember, the heating function must be off to use the power bank.
- **Short run time:** Ensure the device is fully charged before use. Run time varies by temperature mode; lower modes provide longer duration.

If problems persist, contact customer support.

SPECIFICATIONS

Feature	Detail
Model Name	Dual Purpose Power Bank and Small Rechargeable Hand Warmer
Model Number	THA-HND-0017
Size	Small (3.86" H x 2.17" W x 1.18" D)
Color	Orange and Gray
Material	Nylon
Battery Type	Rechargeable Lithium-Ion
Battery Capacity	5,200 mAh 7.4V Total
Charging Time	Approx. 3-12 hours (depending on adapter)
Output	5V-2A (max)
Temperature Modes	High (60°C/140°F), Medium (53°C/127°F), Low (46°C/114°F)
Included Components	Hand Warmer, USB-C Charging Cable
UPC	645397002826


WARRANTY AND SUPPORT

Your THAW Rechargeable Hand Warmer is covered by a **1 Year Manufacturer Warranty**.

For product support, warranty claims, or additional information, please visit the official THAW Store or contact their customer service directly.






THAW Store: <https://www.amazon.com/stores/THAW/page/93A8AC6E-D60E-4D09-A21B-9371098C1E69>

Related Documents - THA-HND-0017




[THAW Rechargeable Hand Warmer + Power Bank User Guide](#)

Detailed information on operating and using the THAW Rechargeable Hand Warmer and Power Bank, including performance modes, battery indicators, and smart power control features. Learn how to maximize its use for warmth and charging on the go.

	<p>THAW Heated Wrap Operating Instructions</p> <p>Comprehensive operating instructions for the THAW Heated Wrap, covering power bank connection, mode selection, charging, battery level, care, and temperature settings.</p>
	<p>Robotiq Hand-E Gripper Quick Start Guide for e-Series Universal Robots</p> <p>Step-by-step guide to install, configure, and activate the Robotiq Hand-E Gripper on Universal Robots e-Series. Includes hardware mounting, software installation, calibration, and programming nodes.</p>
	<p>Wireless Visual Ear Pick User Manual (Models NE3-D, Y39)</p> <p>User manual for the HND Wireless Visual Ear Pick, models NE3-D and Y39. Provides setup, connection, specifications, charging, troubleshooting, and safety precautions for optimal personal care use.</p>
	<p>User Manual: HND Smart Ear Care Kit Y39/NE3-D</p> <p>User manual for the HND Smart Ear Care Kit (models Y39/NE3-D), providing setup instructions, usage guidelines, safety precautions, and troubleshooting for the visual ear wax cleaner with camera.</p>
	<p>NEBO NEWTON 1500 Flashlight - Powerful, Rechargeable, and Versatile</p> <p>Discover the NEBO NEWTON 1500 flashlight, featuring 1500 lumens, 3x adjustable zoom, Easy Touch technology, and a powerful magnetic base. Learn about its specifications, modes, and battery replacement.</p>

Documents - THAW – THA-HND-0017



[THAW Rechargeable Hand Warmer + Power Bank User Guide](#)

Detailed information on operating and using the THAW Rechargeable Hand Warmer and Power Bank, including performance modes, battery indicators, and smart power control features. Learn how to maximize its use for warmth and charging on the go.

lang: score:16 filesize: 4.19 M page_count: 1 document date: 2022-05-06