

Radley RYS07-2067-SET

RADLEY RYS07-2067-SET Smartwatch User Manual

Model: RYS07-2067-SET | Brand: Radley

1. INTRODUCTION

Welcome to the Radley London Series 7 Smartwatch. This manual provides essential information for setting up, operating, and maintaining your new device. The elegant silver case frames a generous touchscreen display, offering a wide range of signature Radley watch faces. You can also personalize your watch with a photo from your smartphone's album. The set includes both a sleek black soft silicone strap and an additional pink strap, which can be easily interchanged to suit any occasion. The Radley London Series 7 also includes various health monitoring features to help you track your well-being. Download the free Radley London Active app to set your goals and stay motivated.





The Radley Series 7 smartwatch displayed with its default black silicone strap and an interchangeable beige silicone strap. The watch face shows a floral design with time and date.

2. SAFETY INFORMATION

Please read all safety instructions before using your smartwatch to prevent injury or damage. Keep the device away from extreme temperatures, direct sunlight, and water (beyond its water resistance rating). Do not attempt to disassemble or repair the device yourself. Consult a qualified professional for service. Keep out of reach of children.

3. PACKAGE CONTENTS

- Radley London Series 7 Smartwatch
- Black Soft Silicone Strap
- Pink Soft Silicone Strap (interchangeable)
- USB Charging Cable
- Instruction Manual



The Radley Series 7 smartwatch retail packaging, consisting of a grey gift box, a USB charging cable, and a small instruction booklet.

4. SETUP

4.1. Charging Your Smartwatch

Before first use, fully charge your smartwatch. Connect the provided USB charging cable to the charging port on the back of the watch and plug the other end into a USB power adapter (not included) or a computer's USB port. The watch display will indicate charging status.

4.2. App Installation

To unlock the full potential of your Radley Smartwatch, download the **Radley London Active** app from your smartphone's app store (available for Android and iOS). Search for "Radley London Active" and install the application.



A smartphone held in hand, showing the Radley London application interface on its screen, with the brand logo and a dog image.

4.3. Pairing with Your Smartphone

1. Ensure Bluetooth is enabled on your smartphone.
2. Open the Radley London Active app.
3. Follow the on-screen instructions in the app to create an account or log in.
4. Select 'Add Device' or 'Pair New Device' within the app.
5. The app will search for your smartwatch. Select your Radley Series 7 when it appears.
6. Confirm the pairing request on both your smartphone and smartwatch.

4.4. Customizing Watch Faces

Your Radley Smartwatch offers a variety of pre-installed watch faces. You can also personalize your watch face using photos from your smartphone's album via the Radley London Active app.

- **Changing Pre-set Faces:** Swipe left or right on the watch screen to browse available watch faces.

- **Custom Photo Faces:** Open the Radley London Active app, navigate to the watch face customization section, and select an image from your phone's gallery to set as your watch background.

*Change your dial
with a simple
swipe...*



*Or use your
own photo!*

The smartwatch shown with its black silicone strap, alongside a grid of different digital watch face designs, illustrating the customization options available. One option shows a dog photo as the background.





A close-up of the Radley Series 7 smartwatch with a black silicone strap, featuring a personalized watch face displaying a picture of a white dog in a forest setting, along with the time and date.

5. OPERATING INSTRUCTIONS

5.1. Basic Navigation

- **Touchscreen:** Tap to select, swipe to navigate menus and screens.
- **Side Button:** Typically used to return to the home screen or activate certain functions.

5.2. Key Features

The Radley Series 7 Smartwatch offers a comprehensive suite of features to support your daily activities and health monitoring:

- **Heart Rate Monitor:** Tracks your heart rate throughout the day.
- **Step Counter:** Records your daily steps and activity levels.
- **Sleep Tracking:** Monitors your sleep patterns and quality.
- **Call Notifications:** Receive alerts for incoming calls on your wrist.
- **Message Notifications:** Get notifications for messages from various apps.
- **Music Control:** Control music playback on your paired smartphone.
- **Camera Control:** Remotely trigger your smartphone's camera shutter.
- **GPS Connection:** Utilizes your phone's GPS for activity tracking.
- **Weather Notifications:** Provides current weather updates.
- **Hydration Alerts:** Reminds you to drink water at set intervals.
- **Calorie Tracking:** Estimates calories burned based on activity.
- **Daily Alarms:** Set alarms directly from your watch or app.
- **Find Your Phone:** Helps locate your paired smartphone.
- **Timer & Stopwatch:** Built-in tools for timing activities.
- **Water Resistance:** Designed to withstand splashes and brief immersion (refer to specifications for details).

Features include:



*amazing
dial selection*



*photo
dials*



*step
counter*



*heart rate
monitor*



*activity
monitor*



*sleep
tracking*



*call
notifications*



*water
resistant*



*message
notifications*



*camera
control*



*find your
phone*



*music
control*



*calorie
tracking*



*daily
alarms*



*gps
connection*



*weather
notifications*



*hydration
alerts*



*extra
strap*

An infographic displaying various features of the smartwatch through icons and text, including step counter, heart rate monitor, activity monitor, sleep tracking, call notifications, water resistant, message notifications, camera control, find your phone, music control, calorie tracking, daily alarms, GPS connection, weather notifications, hydration alerts, and an extra strap.



The Radley Series 7 smartwatch worn on a wrist, featuring the pink silicone strap and a watch face displaying time, date, and health metrics like heart rate and step count, alongside a decorative bracelet.



The Radley Series 7 smartwatch worn on a wrist, featuring the black silicone strap and a sophisticated black watch face with sparkling accents and floral designs, accompanied by a rose gold bracelet.

6. MAINTENANCE

6.1. Cleaning

Gently wipe your smartwatch and straps with a soft, damp, lint-free cloth. Avoid using harsh chemicals, abrasive materials, or strong detergents, as these can damage the device's finish and functionality.

6.2. Strap Replacement

The Radley Series 7 Smartwatch comes with interchangeable straps. To replace a strap, locate the quick-release pins on the underside of the strap where it connects to the watch case. Slide the pin to detach the strap, then align the new strap and slide the pin back into place until it clicks securely.



The Radley Series 7 smartwatch with an interchangeable pink silicone strap, showcasing a light-colored watch face adorned with floral patterns and small dog illustrations.

6.3. Battery Care

To prolong battery life, avoid fully discharging the battery frequently. Charge the device regularly, and if storing for an extended period, ensure it has at least a 50% charge. Do not expose the battery to extreme heat or cold.

7. TROUBLESHOOTING

If you encounter issues with your Radley Smartwatch, try the following steps:

- **Device Not Turning On:** Ensure the watch is fully charged. Connect it to the charger for at least 30 minutes.
- **Cannot Pair with Phone:** Make sure Bluetooth is enabled on your phone and the watch is within range. Restart both your phone and the smartwatch, then try pairing again through the Radley London Active app.
- **Notifications Not Received:** Check app permissions on your phone to ensure the Radley London Active app has access to notifications. Also, verify that notifications are enabled within the app settings.

- **Inaccurate Data (Steps/HR):** Ensure the watch is worn snugly on your wrist, not too loose or too tight. Calibrate settings like stride length in the app if available.
- **App Crashing/Freezing:** Close and reopen the Radley London Active app. If the issue persists, try reinstalling the app.

For persistent issues, please refer to the support section or contact customer service.

8. SPECIFICATIONS

Feature	Detail
Brand	Henry London (Radley)
Model Name	Series 7
Item Model Number	RYS07-2067-SET
Color	Black
Operating System	Android, iOS
Screen Size	74 Millimeters
Connectivity Technology	GPS, Bluetooth
Wireless Communication Standard	Bluetooth
Special Features	Heart Rate Monitor, Sleep Tracking, Calorie Tracking, Step Counter, Message Alerts, Call Alerts, Timer, Stopwatch, Music Control, Phone Finder, Weather Alerts, Camera Control, Alarms, Hydration Alerts
Compatible Devices	Smartphone
Battery Composition	Lithium-Polymer
Rechargeable Battery	Yes
Case Diameter	46.0 mm
Strap Width	20 mm
Shape	Round
Department	Women
Manufacturer	Radley

9. WARRANTY INFORMATION

This Radley Smartwatch is covered by a standard manufacturer's warranty. Please refer to the warranty card included in your package for specific terms, conditions, and duration. Keep your proof of purchase for any warranty claims.





10. SUPPORT

For further assistance, technical support, or inquiries, please visit the official Radley London website or contact their customer service department. Contact details may also be found on the packaging or in the warranty information.

Online Support: www.radley.co.uk/customer-service/

© 2024 Radley London. All rights reserved. Information in this manual is subject to change without notice.

Related Documents - RYS07-2067-SET

	<p>Radley Series 03 Smartwatch Getting Started Guide</p> <p>Comprehensive guide to setting up and using your Radley Series 03 smartwatch, covering charging, app connection, daily activities, sleep tracking, specifications, care, and safety information.</p>
	<p>Radley Series 48 Smartwatch: Getting Started Guide</p> <p>Comprehensive guide to setting up, operating, and caring for your Radley Series 48 smartwatch. Learn about features, connectivity, health monitoring, and safety.</p>
	<p>Radley 4 Amp Hedge Trimmer Owner's Manual</p> <p>Comprehensive owner's manual for the Radley 4 Amp Hedge Trimmer, model 5073-036. Includes safety instructions, operating guidelines, maintenance tips, troubleshooting, and parts list.</p>
	<p>Radley 170cc Self-Propelled Lawn Mower Owner's Manual</p> <p>Comprehensive owner's manual for the Radley 170cc Self-Propelled Lawn Mower (Model 5124-027), covering assembly, operation, safety, maintenance, troubleshooting, and parts list.</p>



[Radley 20V Max Cordless Grass Trimmer Owner's Manual](#)

Comprehensive owner's manual for the Radley 20V Max Cordless Grass Trimmer (Model 5073-357), detailing product specifications, safety instructions, assembly, operation, maintenance, parts list, and warranty information. Includes guidance on safe usage, battery care, and troubleshooting.



[Radley 5074-004 4.5 Amp Grass Trimmer Owner's Manual](#)

Owner's manual for the Radley 5074-004 4.5 Amp Grass Trimmer. Contains safety guidelines, assembly instructions, operation details, maintenance tips, troubleshooting, and warranty information for effective and safe use.