

VTech CS2001

VTech CS2001 DECT Cordless Phone User Manual

Model: CS2001

1. INTRODUCTION

Welcome to your new VTech CS2001 DECT Cordless Phone system. This system is designed to provide clear communication and convenient features for your home or office. With its ECO+ mode, call blocking capabilities, and high-quality speakerphone, the CS2001 offers a reliable and user-friendly experience. Please read this manual carefully to ensure proper installation and operation of your new phone system.

2. PACKAGE CONTENTS

Ensure all items listed below are present in your package. If any items are missing or damaged, please contact your retailer.

- 2 x VTech CS2001 Cordless Handsets
- 1 x Main Base Unit (with telephone line connection)
- 1 x Charging Cradle (for second handset)
- 2 x Power Adapters
- 2 x Rechargeable Battery Packs
- 1 x Telephone Line Cord
- 1 x User Manual (this document)



Figure 2.1: VTech CS2001 DECT Cordless Phone System. This image shows the VTech CS2001 DECT cordless phone system, which includes two handsets. One handset is docked in the main base unit, which connects to the telephone line, and the other handset is in its dedicated charging cradle. Both handsets feature a backlit display, large numeric keypad, and function buttons.

3. SETUP

3.1. Battery Installation

1. Open the battery compartment cover on the back of each handset.
2. Connect the battery pack connector securely into the jack inside the compartment.
3. Place the battery pack into the compartment.
4. Close the battery compartment cover.

3.2. Connecting the Base Unit

1. Plug one end of the telephone line cord into the TEL LINE jack on the main base unit.
2. Plug the other end of the telephone line cord into a telephone wall jack.
3. Plug the small end of the power adapter into the POWER jack on the main base unit.
4. Plug the large end of the power adapter into an electrical outlet.

3.3. Connecting the Charging Cradle

1. Plug the small end of the power adapter into the POWER jack on the charging cradle.
2. Plug the large end of the power adapter into an electrical outlet.

3.4. Charging the Handsets

Place each handset face forward in its respective base unit or charging cradle. The charge indicator light on the handset will illuminate, indicating proper charging. For optimal battery performance, charge the handsets for at least 16 hours before initial use.

3.5. Initial Setup

Upon first use, the handset may prompt you to set the language, date, and time. Follow the on-screen instructions to configure these settings. Refer to the detailed instructions in the full user manual for specific menu navigation.

4. OPERATING INSTRUCTIONS

4.1. Making and Receiving Calls

- **To Make a Call:** Press the **TALK** button (green handset icon), then dial the number. Alternatively, dial the number first and then press **TALK**.
- **To Receive a Call:** When the phone rings, press the **TALK** button.
- **To End a Call:** Press the **END** button (red handset icon) or place the handset back in its cradle.

4.2. Using the Speakerphone

During a call, press the **SPEAKER** button (speaker icon) to activate the speakerphone function. Press it again to switch back to the handset earpiece.

4.3. Phonebook

The phonebook can store up to 30 names and numbers. To add a new entry, navigate to the Phonebook menu, select 'Add New', and follow the prompts to enter the name and number. To dial from the phonebook, access the Phonebook menu, scroll to the desired entry, and press **TALK**.

4.4. Call Blocking

The VTech CS2001 allows you to block up to 30 unwanted numbers. To block a number, access the Call Blocking menu, select 'Add New', and enter the number you wish to block. You can also block numbers directly from the Caller ID list.

4.5. Internal Calls (Handset to Handset)

To make an internal call between your two handsets, simply press the **INT** button (often labeled C/↔ or similar, typically top right button on keypad) on the handset you are using. The other handset will ring, allowing for inter-handset communication.

5. FEATURES

- **1.8" Backlit Display:** Provides a clear and easy-to-read blue and white display for enhanced visibility.
- **Call Blocking:** Block up to 30 unwanted numbers, including unknown callers, to reduce nuisance calls.

- **ECO Mode:** Automatically adjusts radio frequency power based on the distance between the handset and the base unit, reducing energy consumption. Full ECO mode ensures no transmission power in standby.
- **Phonebook:** Store up to 30 names and numbers for quick and easy dialing of frequently called contacts.
- **High-Quality Speakerphone:** Enjoy hands-free conversations with clear audio directly from the handset.
- **Large Keys:** Ergonomically designed large keys for comfortable and accurate dialing.

6. MAINTENANCE

6.1. Cleaning

Wipe the phone and base units with a soft, damp cloth. Do not use cleaning sprays or liquid cleaners as they may damage the finish or internal components.

6.2. Battery Care

To prolong battery life, avoid overcharging by removing the handset from the charger once fully charged if not in use for extended periods. If the phone will not be used for a long time, remove the batteries from the handsets.

6.3. Storage

Store the phone system in a cool, dry place away from direct sunlight and extreme temperatures.

7. TROUBLESHOOTING

If you experience any issues with your VTech CS2001 phone system, please refer to the following common problems and solutions:

Problem	Possible Solution
No dial tone	Ensure the telephone line cord is securely connected to both the base unit and the wall jack. Check if the power adapter is properly connected to the base unit and the electrical outlet.
Cannot make or receive calls	Check if the handset batteries are charged. Ensure the base unit has power. Verify that the telephone line is active.
Handset display is blank or dim	Place the handset on the charger to ensure it is fully charged. If the problem persists, try resetting the handset by removing and reinserting the battery.
Poor call quality or static	Move the handset closer to the base unit. Avoid placing the base unit near other electronic devices that may cause interference (e.g., microwaves, Wi-Fi routers).
Handset not registering with base	Follow the handset registration procedure outlined in the full user manual. Ensure the base unit is powered on.

For more detailed troubleshooting steps or persistent issues, please consult the comprehensive user manual available on the VTech support website or contact VTech customer service.

8. SPECIFICATIONS





- **Model Number:** CS2001
- **Brand:** VTech
- **Color:** Black
- **Material:** Plastic
- **Power Source:** Battery (1 A pile necessarie. (include))
- **Item Weight:** 660 Grams
- **Package Dimensions:** 17.6 x 14.9 x 10.4 cm
- **Compatible Devices:** PSTN Network
- **First Available Date:** March 3, 2022
- **Country of Origin:** China






9. WARRANTY AND SUPPORT

Your VTech CS2001 DECT Cordless Phone system is covered by a limited warranty. Please refer to the warranty card included in your package or visit the official VTech website for detailed warranty terms and conditions.



For technical support, product registration, or to purchase accessories, please visit the VTech support website or contact their customer service hotline. Contact information can typically be found on the VTech official website or in the full user manual.


Related Documents - CS2001

 VG 208 208-2  vtech User's manual	VTech VG208 / VG208-2 User Manual: Features, Safety, and Operation Guide Comprehensive user manual for the VTech VG208 and VG208-2 DECT 6.0 cordless phones. Learn about installation, operation, features like answering machine, caller ID, call blocking, intercom, safety instructions, and technical specifications.
	VTech CS2000 Series Cordless Phone Quick Start Guide A quick start guide for the VTech CS2000 series cordless phones, covering setup, basic functions, and features like call blocking and phonebook management.
	VTech CS2050/CS2051/CS2052/CS2053 Quick Start Guide Comprehensive guide to setting up and using your VTech CS2050, CS2051, CS2052, or CS2053 cordless phone system, including safety instructions, product registration, warranty information, and feature setup.

<div>CS 2000/2001/ 2002/2003 2050/ 2051/ 2052/2053</div> <div></div>	<div>VTech CS2000/CS2050 Series Cordless Telephone User Manual</div> <div>Comprehensive user manual for VTech CS2000, CS2001, CS2002, CS2003, CS2050, CS2051, CS2052, and CS2053 series cordless telephones. Includes setup, operation, features, safety instructions, technical specifications, warranty, and troubleshooting.</div>
<div></div>	<div>VTech XS1051 Cordless Phone Troubleshooting and Call Blocker Guide</div> <div>Troubleshoot your VTech XS1051 DECT cordless phone and learn how to set up the Call Blocker feature to manage unwanted calls, including blocking unknown numbers.</div>
<div>CS 2000/2001/ 2002/2003 2050/ 2051/ 2052/2053</div> <div></div>	<div>VTech CS2000/CS2050 Series Cordless Telephone User Manual</div> <div>User manual for VTech CS2000, CS2001, CS2002, CS2003, CS2050, CS2051, CS2052, and CS2053 series cordless telephones, covering installation, operation, features, safety, and troubleshooting.</div>

Documents - VTech – CS2001

<div></div>	<div>[pdf] User Manual Quick Start Guide Installation Guide Instructions Guide</div> <div>CS2000 CS2001 CS2002 CS2003 VTech EUImportant safety instructions When using your telephone equipment basic precautions should always be followed to reduce the risk of fireCS200x DE QSG newLCD V3 250116 EN FR ES ITvttechphones eu assets d4237ffc 2419 4fc4 abe6 3ac40bfa0bc CS200x IT </div> <div>Scan the QR code for support information Scannen Sie den QR-Code f r SupportInformationen Scannez le code QR pour obtenir des informations sur l assistance Escanee el c digo QR para obtener informaci n de soporte Scansiona il codice QR per ottenere informazioni sull assistenza CS2000 CS2001 ...</div> <div>lang:en score:35 filesize: 15.04 M page_count: 2 document date: 2025-01-16</div>
<div></div>	<div>[pdf]</div> <div>VTECH CS2001 Telefon bezprzewodowy z dwoma sÅuchawkami Czarny Sklep internetowy stylem pl vtech cs2001 telefon sluchawkami czarny 308249 upload files product </div> <div>VTECH CS2001, Telefon bezprzewodowy z dwoma sluchawkami, Czarny Indeks: 308249 Producent: VTECH TELECOMMUNICATIONS LTD Kod producenta: CS2001</div> <div>Cena: 236.98 zł Opis VTECH CS2001, Telefon bezprzewodowy z dwoma sluchawkami, Czarny Producent: VTECH TELECOMMUNICATIONS LTD Producent: VTECH TELECOMMUNICATIO...</div> <div>lang:pl score:35 filesize: 268.57 K page_count: 2 document date: 2023-11-15</div>




[Vtech CS2000 Series Cordless Phone Quick Start Guide](#)

A quick start guide for the VTech CS2000 series cordless phones, covering setup, basic functions, and features like call blocking and phonebook management.
lang:en score:33 filesize: 4.41 M page_count: 2 document date: 2021-09-16



[Vtech CS Series Cordless Telephone User Manual & Guide](#)


This user manual provides comprehensive guidance for VTech CS2000, CS2001, CS2002, CS2003, CS2050, CS2051, CS2052, and CS2053 cordless telephones. It details setup, operation, safety, features, and troubleshooting. For support, visit euphones.vtech.com/support.
lang:en score:31 filesize: 15.46 M page_count: 46 document date: 2021-12-07



[\[pdf\] Decleration of Conformity](#)

Microsoft Word CS2000 CS2001 Declaration of Conformity CE docx VTT07806 EU cdn vtech jouets
assets 483de4f9 4b7e 41e0 9a46 732a18f35936 |||

EU Declaration of Conformity Manufacturer Name: VTech Telecommunications Limited Address: 23/F, Tai Ping Industrial Centre, Block 1, 57 Ting Kok Road, Tai Po, Hong Kong Product: DECT Phone Model Name: CS2000, **CS2001** We, VTech, declare under our sole responsibility that the above referenced prod...
lang:en score:29 filesize: 78.7 K page_count: 1 document date: 2022-06-15



[pdf] Declaration of Conformity

Microsoft Word CS2000 CS2001 Declaration of Conformity CE docx VTT07806 Product Support Official

VTechProduct VTechcdn vtech jouets assets 9c6f9138 9863 4bb5 b771 d9467b837811 CEcdn |||

EU Declaration of Conformity Manufacturer Name: VTech Telecommunications Limited Address: 23/F, Tai Ping Industrial Centre, Block 1, 57 Ting Kok Road, Tai Po, Hong Kong Product: DECT Phone Model Name: CS2000, **CS2001** We, VTech, declare under our sole responsibility that the above referenced prod...

lang:en score:28 filesize: 78.71 K page_count: 1 document date: 2022-06-15




[pdf] Quick Start Guide Instructions Guide

EnglishProduct Support Official VTechCS2000 CS2001 QSG UK v2 240726vtechphones eu assets

1f2d028d d8e2 4a64 9a5f 483e9d49ee4b CS2000 240726 |||

CS2000 **CS2001** CS2002 CS2003 Scan the QR code or go to www.vtechphones.eu for support information Quick Start Guide Important safety instructions When using your telephone equipment, basic safety precautions should always be followed to reduce the risk of fire, electric shock and injury, including...


lang:en score:26 filesize: 4.16 M page_count: 2 document date: 2024-07-26



[VTech CS2000 Series Cordless Phone Quick Start Guide](#)

This guide provides quick start instructions for the VTech CS2000 series cordless phones, including setup, battery installation, charging, safety information, and basic settings.

lang:en score:26 filesize: 30.55 M page_count: 2 document date: 2022-03-31



[VTech CS2000 Series Cordless Phone Quick Start Guide](#)

Quick start guide for the VTech CS2000, CS2001, CS2002, and CS2003 cordless phone series, covering setup, basic operations, safety instructions, and warranty information.

lang:en score:25 filesize: 30.58 M page_count: 2 document date: 2022-03-31



[VTech CS2000/CS2050 Series Cordless Telephone User Manual](#)

Comprehensive user manual for VTech CS2000 and CS2050 series cordless telephones, covering installation, operation, features, safety instructions, and warranty information.

lang:en **score:25** filesize: 15.56 M page_count: 24 document date: 2025-08-26



[VTech DECT Phone EU Declaration of Conformity | CS2000, CS2001, CS2002](#)

VTech DECT Phone (Models CS2000, CS2001, CS2002) EU Declaration of Conformity. Details compliance with Radio Equipment Directive 2014/53/EU, Ecodesign Directive 2023/1670, and RoHS Directive 2011/65/EU.

lang:en **score:25** filesize: 55.89 K page_count: 1 document date: 2025-08-29



[VTech CS2000/CS2050 Series Cordless Telephone User Manual](#)

Comprehensive user manual for VTech CS2000, CS2001, CS2002, CS2003, CS2050, CS2051, CS2052, and CS2053 series cordless telephones. Includes setup, operation, features, safety instructions, technical specifications, warranty, and troubleshooting.

lang:en **score:24** filesize: 15.25 M page_count: 24 document date: 2024-10-30

vtech

UKCA Declaration of Conformity

Manufacturer
Name: VTech Telecommunications Limited
Address: 23/F, Tai Ping Industrial Centre, Block 1, 57 Ting Kok Road, Tai Po, Hong Kong

The DoC is issued under the sole responsibility of the manufacturer:
Name: VTech Electronics Europe Plc
Address: Napier Court, Abingdon Science Park, Abingdon, Oxfordshire, OX14 3YT, United Kingdom

Product Model Name: DECT phone
Model No.: CS2001 /CS2002 /CS2003

Vtech Telecommunications Limited hereby declares that the above equipment has been tested for UK regulations and in accordance with the following Standards and is in conformity with the essential requirements of the Radio Equipment Regulations 2017

The following standards have been applied:

Radio	ETSI EN 300 410 V2.2.2 (2016-06)
EMC	ETSI EN 300 410 V2.2.2 (2016-11)
Article 3.1(b)	ETSI EN 300 410 V2.2.2 (2016-11)
Safety	BS EN 60950-1:2014+A1:2017
Article 3.1(c)	BS EN 60950-1:2014+A1:2017
Health	BS EN 62479:2015, BS EN 60601:2017
Article 3.1(d)	BS EN 62479:2015, BS EN 60601:2017

Assessment Procedure:
which is permitted only after applicable requirements are met in accordance with the UK regulations requirements Radio Equipment Regulations 2017. The Declaration of Conformity is issued under the sole responsibility of the manufacturer.

UKCA

Testing Laboratory: SGS Hong Kong Limited

On behalf of VTech Telecommunications Limited:

Name: Michael Tsui
Place: Hong Kong

Title: Approval Supervisor
Date: 23 Mar, 2023

Page 1

[\[pdf\]](#) Declaration of Conformity

Microsoft Word CS200X Declaration of Conformity docx VTT07806 EnglishProduct Support Official

VTechcdn vtech jouets assets 1ba7fc96 a2e1 4609 833a 88d20eada60b |||

UKCA Declaration of Conformity Manufacturer Name: VTech Telecommunications Limited Address: 23/ ... , Abingdon, Oxfordshire, OX14 3YT, United Kingdom Product Model Name: DECT phone Model No.: CS2000/ **CS2001** /CS2002 We, Vtech Telecommunications Limited. hereby declares that the above equipment has be... lang:en **score:21** filesize: 114.25 K page_count: 1 document date: 2023-03-24

vtech

UKCA Declaration of Conformity

Manufacturer
Name: VTech Telecommunications Limited
Address: 23/F, Tai Ping Industrial Centre, Block 1, 57 Ting Kok Road, Tai Po, Hong Kong

The DoC is issued under the sole responsibility of the manufacturer:
Name: VTech Electronics Europe Plc
Address: Napier Court, Abingdon Science Park, Abingdon, Oxfordshire, OX14 3YT, United Kingdom

Product Model Name: DECT phone
Model No.: CS2001 /CS2002 /CS2003

Vtech Telecommunications Limited hereby declares that the above equipment has been tested for UK regulations and in accordance with the following Standards and is in conformity with the essential requirements of the Radio Equipment Regulations 2017

The following standards have been applied:

Radio	ETSI EN 300 410 V2.2.2 (2016-06)
EMC	ETSI EN 300 410 V2.2.2 (2016-11)
Article 3.1(b)	ETSI EN 300 410 V2.2.2 (2016-11)
Safety	BS EN 60950-1:2014+A1:2017
Article 3.1(c)	BS EN 60950-1:2014+A1:2017
Health	BS EN 62479:2015, BS EN 60601:2017
Article 3.1(d)	BS EN 62479:2015, BS EN 60601:2017

Assessment Procedure:
which is permitted only after applicable requirements are met in accordance with the UK regulations requirements Radio Equipment Regulations 2017. The Declaration of Conformity is issued under the sole responsibility of the manufacturer.

UKCA

Testing Laboratory: SGS Hong Kong Limited

On behalf of VTech Telecommunications Limited:

Name: Michael Tsui
Place: Hong Kong

Title: Approval Supervisor
Date: 23 Mar, 2023

Page 1

[\[pdf\]](#) Declaration of Conformity

Microsoft Word CS200X Declaration of Conformity docx VTT07806 English Product Support Official

VTech vtechphones eu assets 1ba7fc96 a2e1 4609 833a 88d20eada60b |||

UKCA Declaration of Conformity Manufacturer Name: VTech Telecommunications Limited Address: 23/ ... , Abingdon, Oxfordshire, OX14 3YT, United Kingdom Product Model Name: DECT phone Model No.: CS2000/ **CS2001** /CS2002 We, Vtech Telecommunications Limited. hereby declares that the above equipment has be... lang:en **score:21** filesize: 114.25 K page_count: 1 document date: 2023-03-24



[VTech CS 2000/2001/2002/2003 & CS 2050/2051/2052/2053 User Manual](#)

Comprehensive user manual for VTech CS 2000, 2001, 2002, 2003, 2050, 2051, 2052, and 2053 cordless telephones. Learn about setup, operation, features, safety instructions, and product specifications.

lang:en score:20 filesize: 15.46 M page_count: 46 document date: 2021-12-07

[\[pdf\] Quick Start Guide Installation Guide Instructions Guide](#)

CS2000 CS2001 CS2002 CS2003CS2000 QSG V5 EN DE FR ES IT 250116CS2000

250116vtechphones eu assets dfcff3e6 caaa 4a79 b143 7df0bf76c820 250116 CS2003EspañolCS2000

CS2003TELEFONO INALÁMBRICO DECT CON 2 TERMINALESCS2000

CS2003EspañolItalianoCS2000 TERMINALESProduct Support Official VTechCS2000 909baf14 ff36

4858 851b 7d0746d6fbc7 ||| ||| Scan the QR code for support information Scannen Sie den QR-Code fr

SupportInformationen Scannez le code QR pour obtenir des informations de support Escanee el cdigo

QR para obtener informacin de soporte Scansiona il codice QR per ottenere

Scan the QR code for support information Scannen Sie den QR-Code fr

SupportInformationen Scannez le ... nsiona il codice QR per ottenere informazioni sull

assistenza CS2000 Connect the base/ charger **CS2001** Schließen Sie die c b CS2002

Basisstation an/ ladegert CS2003 **CS2001** 1 charger ladegert ...

lang:en score:19 filesize: 15.07 M page_count: 2 document date: 2025-01-16





[\[pdf\]](#) User Manual

CS 2000 2001 2002 2003 2050 2051 2052 2053 CS2000 CS2050 EU WEBCIB DE 220512 cdn vtech
jouets assets 4b13b4e2 90ee 45bf adb3 1d3af03c6bcb |||
CS 2000/2001/ 2002/2003 2050/2051/ 2052/2053 Scannen Sie den QR-Code oder
besuchen Sie euphones.vtec ... 6 hours prior to use. WARNING:DO NOT BURN OR
PINCTURE BATTERIES 1 Set fr CS2000 CS2050 2 Sets fr **CS2001** CS2051 3 Sets fr
CS2002 CS2052 4 Sets fr CS2003 CS2053 1 Set CS2000, **CS2001**, CS2002, C...
lang:de score:17 filesize: 15.58 M page_count: 48 document date: 2022-05-13



[\[pdf\]](#) User Manual

Istruzioni per l'uso VTech CS2050 Telefono Cordless con Segreteria Telefonica Modalità ECO DECT
fisso Blocco Delle Chiamate Vivavoce Alta Qualità Tasti grandi Nero Amazon it Giochi e giocattoli
A1ihu6NhtuL m media amazon images I |||
CS 2000/2001/ 2002/2003 2050/2051/ 2052/2053 Scannen Sie den QR-Code oder
besuchen Sie euphones.vtec ... 6 hours prior to use. WARNING:DO NOT BURN OR
PINCTURE BATTERIES 1 Set fr CS2000 CS2050 2 Sets fr **CS2001** CS2051 3 Sets fr
CS2002 CS2052 4 Sets fr CS2003 CS2053 1 Set CS2000, **CS2001**, CS2002, C...
lang:de score:16 filesize: 1.86 M page_count: 48 document date: 2022-11-20



[\[pdf\]](#) User Manual

VTech CS2051 Cordless Phone with Answering Machine and 2 Handsets ECO Mode Seniors Telephone
Landline Call Block Hands Free Function Large Buttons 1 Line Display Black Amazon de Electronics
Photo A1e9eE7XnWL m media amazon images I |||
CS 2000/2001/ 2002/2003 2050/2051/ 2052/2053 Scannen Sie den QR-Code oder
besuchen Sie euphones.vtec ... 6 hours prior to use. WARNING:DO NOT BURN OR
PINCTURE BATTERIES 1 Set fr CS2000 CS2050 2 Sets fr **CS2001** CS2051 3 Sets fr
CS2002 CS2052 4 Sets fr CS2003 CS2053 1 Set CS2000, **CS2001**, CS2002, C...
lang:de score:16 filesize: 1.86 M page_count: 48 document date: 2022-11-17

CS

2000/2001/
2002/2003

2050/ 2051/
2052/2053

Scan the QR code or go to
www.vtechphones.eu for
support information



vtech

[VTech CS2000/CS2050 Series Cordless Telephone User Manual](#)

User manual for VTech CS2000, CS2001, CS2002, CS2003, CS2050, CS2051, CS2052, and CS2053 series cordless telephones, covering installation, operation, features, safety, and troubleshooting.

lang:en score:15 filesize: 17.66 M page_count: 27 document date: 2025-08-26