

## VTech CS2051

# VTech CS2051 Cordless Phone User Manual

Model: CS2051 | Brand: VTech

## INTRODUCTION

This user manual provides comprehensive instructions for the setup, operation, maintenance, and troubleshooting of your VTech CS2051 Cordless Phone system. Please read this manual thoroughly before using your new phone to ensure proper functionality and to take full advantage of its features.

The VTech CS2051 is a DECT cordless phone system designed for home and office use, featuring two handsets and an integrated answering machine. It offers advanced features such as call blocking, ECO mode for energy efficiency, and a clear backlit display.

## SETUP

### Package Contents

Ensure all items are present in the package:

- 1 x Base Unit
- 2 x Cordless Handsets
- 2 x Handset Chargers (for additional handsets)
- 2 x NiMH Rechargeable Batteries
- 1 x Power Adapter for Base Unit
- 1 x Telephone Line Cord
- User Manual (this document)



Image: The VTech CS2051 cordless phone system, showing the main base unit with one handset docked, and a second standalone handset with its charger.

## Battery Installation

1. Open the battery compartment cover on the back of each handset.
2. Insert the supplied NiMH rechargeable battery, observing the correct polarity (+ and -).
3. Close the battery compartment cover.

## Connecting the Base Unit

1. Connect one end of the telephone line cord to the TEL LINE jack on the base unit.
2. Connect the other end of the telephone line cord to your telephone wall jack.
3. Connect the small end of the power adapter to the POWER jack on the base unit.
4. Plug the large end of the power adapter into a standard electrical outlet.
5. Place the main handset on the base unit to charge.

## Connecting Additional Handset Chargers

1. Connect the power adapter for each additional charger to the POWER jack on the charger.
2. Plug the power adapter into a standard electrical outlet.
3. Place the additional handset(s) on their respective chargers to charge.

Allow the handsets to charge for at least 16 hours before initial use to ensure optimal battery performance.

## OPERATING INSTRUCTIONS

### Making and Receiving Calls

- **To Make a Call:** Pick up a handset, dial the number, and press the **Call** button.
- **To Receive a Call:** When the phone rings, press the **Call** button.
- **Hands-Free (Speakerphone):** During a call, press the **Speaker** button to activate the speakerphone.



Image: A VTech CS2051 handset with a speech bubble indicating hands-free communication, demonstrating the ease of making or receiving calls without holding the handset.

### Adjusting Volume and Ringtones

You can adjust the handset's earpiece volume during a call using the navigation buttons. Ringtone volume and melody can be customized through the handset's menu settings.

## Beleuchtetes Display



*Durch die beleuchtete LCD-Anzeige ist diese auch bei schwachem Licht gut sichtbar.*

Image: A VTech CS2051 handset on its base, with a visual representation of sound waves emanating from it, indicating adjustable ringtone volume and melody settings.

### Call Blocking

The VTech CS2051 allows you to block unwanted and intimidating calls. You can block up to 30 numbers by adding them to a blacklist. Refer to the handset menu for instructions on adding numbers to the call block list.

# Digitaler Anrufbeantworter



*Wenn Sie einen Anruf nicht entgegennehmen können, kann das Anrufbeantworter-System mit einer Aufzeichnungszeit von bis zu 15 Minuten genutzt werden.*

Image: A VTech CS2051 handset next to a television screen, with a "No Entry" symbol over a phone icon, illustrating the call blocking feature for unwanted and unknown calls.

## Answering Machine

The integrated answering machine offers up to 15 minutes of recording time. It will automatically answer calls when you are unavailable. The digital message counter on the base unit indicates the number of new messages.

- **Playing Messages:** Press the **PLAY/STOP** button on the base unit.
- **Recording Outgoing Message:** Access the answering machine settings via the handset menu.



# Große Reichweite



*VTech ist der Branchenführer im Bereich der DECT-Technologie und genießt seit Jahrzehnten das Vertrauen von Millionen Haushalten auf der ganzen Welt. Jedes VTech-Schnurlostelefon wird über einen sicheren DECT-Kanal betrieben, wodurch eine große Reichweite von bis zu 300 m im Freien erreicht wird.*

Image: A VTech CS2051 handset on its base, with a speech bubble showing a voicemail message, highlighting the digital answering machine function with up to 15 minutes of recording time.

## Phonebook and Redial

- **Phonebook:** Store up to 30 names and numbers in the integrated phonebook for quick dialing.
- **Redial:** Easily redial the last 10 numbers called by pressing the Redial button.



Image: A VTech CS2051 handset on its base, with an overlay showing a phonebook interface, indicating the ability to store up to 30 names and numbers.



Image: A close-up of the VTech CS2051 handset's navigation buttons, with a circle highlighting the redial button, indicating the ability to redial the last 10 numbers.

## Caller ID and Call Waiting

With Caller ID and Call Waiting features, you can see who is calling before you answer. The handset display shows the caller's name, number, time, and date of incoming calls.



# Freisprecheinrichtung



*Einfaches freihändiges Telefonieren per Tastendruck: Sie können einen Anruf tätigen oder entgegennehmen, ohne das schnurlose Mobilteil halten zu müssen.*

Image: A VTech CS2051 handset on its base, with the screen displaying caller information, illustrating the Caller ID and Call Waiting features that show who is calling.

## ECO Mode

The handset automatically adjusts the radio frequency power based on its distance from the base unit. In full ECO mode, there is no transmission power in standby mode, contributing to energy saving.

## MAINTENANCE

- **Cleaning:** Clean the phone and base unit with a soft, damp cloth. Do not use cleaning sprays or harsh chemicals.
- **Battery Care:** Use only the supplied rechargeable NiMH batteries. If the phone will not be used for an extended period, remove the batteries from the handsets.
- **Placement:** Place the base unit and chargers in a dry, stable location away from direct sunlight, heat sources, and moisture. Ensure adequate ventilation.

## TROUBLESHOOTING

Problem	Possible Cause / Solution
No dial tone	Ensure the telephone line cord is securely connected to the base unit and wall jack. Check if the power adapter is properly connected to the base unit and electrical outlet.
Handset not charging	Ensure the handset is correctly placed on the base unit/charger. Clean the charging contacts on the handset and base unit/charger with a dry cloth. Verify the power adapter is plugged in.
Poor call quality / Static	Move the handset closer to the base unit. Relocate the base unit away from other electrical appliances (e.g., microwaves, Wi-Fi routers) that may cause interference. Check the telephone line cord for damage.
Answering machine not recording	Check if the answering machine is turned ON. Ensure there is sufficient recording time available.

## SPECIFICATIONS









- **Model:** CS2051
- **Technology:** DECT 6.0
- **Display:** 1.8-inch Backlit LCD
- **Answering Machine:** Digital, up to 15 minutes recording time
- **Phonebook Capacity:** 30 entries (names and numbers)
- **Call Block Capacity:** Up to 30 numbers
- **Caller ID Memory:** Stores last 20 calls
- **Battery Type:** NiMH rechargeable battery (included)
- **Range:** Up to 300 meters (open field)
- **Color:** Black
- **Weight:** 660 Grams (approximate, for the system)
- **Compatible Devices:** Analog telephone networks, router with analog connection

## WARRANTY AND SUPPORT

VTech products are manufactured to high quality standards. For warranty information, please refer to the warranty card included in your product packaging or visit the official VTech website for your region. Keep your purchase receipt as proof of purchase.

For technical support or service inquiries, please contact VTech customer support. Contact details can typically be found on the VTech website or in the product packaging.

**Online Resources:** For the latest information, FAQs, and support, please visit the official VTech support website.

	<p><a href="#">VTech CS2050 Cordless Analogue Phone User Guide and Manual</a></p> <p>Comprehensive user guide for the VTech CS2050 Cordless Analogue Phone, covering setup, safety, features, warranty, and technical specifications.</p>
	<p><a href="#">VTech CS2050/CS2051/CS2052/CS2053 Quick Start Guide</a></p> <p>Comprehensive guide to setting up and using your VTech CS2050, CS2051, CS2052, or CS2053 cordless phone system, including safety instructions, product registration, warranty information, and feature setup.</p>
<p>CS 2000/2001/ 2002/2003 2050/ 2051/ 2052/2053</p>  	<p><a href="#">VTech CS2000/CS2050 Series Cordless Telephone User Manual</a></p> <p>User manual for VTech CS2000, CS2001, CS2002, CS2003, CS2050, CS2051, CS2052, and CS2053 series cordless telephones, covering installation, operation, features, safety, and troubleshooting.</p>
	<p><a href="#">VTech CS2050/CS2051/CS2052/CS2053 Cordless Phone Quick Start Guide</a></p> <p>Comprehensive guide for setting up and using your VTech CS2050, CS2051, CS2052, or CS2053 cordless phone, covering safety instructions, installation, answering machine, settings, phonebook, call blocking, technical specifications, and warranty information.</p>
<p>CS 2000/2001/ 2002/2003 2050/ 2051/ 2052/2053</p>  	<p><a href="#">VTech CS2000/CS2050 Series Cordless Telephone User Manual</a></p> <p>Comprehensive user manual for VTech CS2000, CS2001, CS2002, CS2003, CS2050, CS2051, CS2052, and CS2053 series cordless telephones. Includes setup, operation, features, safety instructions, technical specifications, warranty, and troubleshooting.</p>
	<p><a href="#">VTech CS2050 Series Cordless Phone Quick Start Guide</a></p> <p>Quick start guide for the VTech CS2050, CS2051, CS2052, and CS2053 cordless phone series, covering setup, basic functions, safety instructions, and warranty information.</p>

[VTech CS2050 Cordless Analogue Phone User Guide and Manual](#)

Comprehensive user guide for the VTech CS2050 Cordless Analogue Phone, covering setup, safety, features, warranty, and technical specifications.

lang:en score:50 filesize: 800.15 K page\_count: 11 document date: 2022-04-07

[VTech CS2050/CS2051/CS2052/CS2053 Quick Start Guide](#)

This VTech Quick Start Guide provides essential setup instructions, safety information, and operational guidance for the CS2050, CS2051, CS2052, and CS2053 cordless telephone models, including features like answering machine and call blocking.


lang:en score:45 filesize: 5.17 M page\_count: 2 document date: 2021-09-16

[VTECH DECT PHONE CS2050, CS2051 EU DECLARATION OF CONFORMITY](#)

Official EU Declaration of Conformity for VTech DECT Phone models CS2050 and CS2051, detailing compliance with Radio Equipment Directive 2014/53/EU, Ecodesign Directive 2009/125/EC, and RoHS Directive 2011/65/EU.

lang:en score:30 filesize: 79.97 K page count: 1 document date: 2022-06-15





[VTECH DECT Phone CS2050, CS2051 EU Declaration of Conformity](#)

Official EU Declaration of Conformity for VTech DECT Phone models CS2050 and CS2051, confirming compliance with Radio Equipment Directive 2014/53/EU, Ecodesign Directive 2009/125/EC, and RoHS Directive 2011/65/EU, along with applicable harmonized standards.

lang:en score:29 filesize: 79.97 K page\_count: 1 document date: 2022-06-15



[VTECH CS Series Cordless Telephone User Manual & Guide](#)

This user manual provides comprehensive guidance for VTech CS2000, CS2001, CS2002, CS2003, CS2050, CS2051, CS2052, and CS2053 cordless telephones. It details setup, operation, safety, features, and troubleshooting. For support, visit euphones.vtech.com/support.


lang:en score:28 filesize: 15.46 M page\_count: 46 document date: 2021-12-07



[VTECH CS2050/CS2051/CS2052/CS2053 Cordless Phone Quick Start Guide](#)

Comprehensive guide for setting up and using your VTech CS2050, CS2051, CS2052, or CS2053 cordless phone, covering safety instructions, installation, answering machine, settings, phonebook, call blocking, technical specifications, and warranty information.

lang:en score:28 filesize: 4.91 M page\_count: 2 document date: 2024-07-26



[VTECH CS2050/CS2051/CS2052/CS2053 Quick Start Guide](#)

Comprehensive guide to setting up and using your VTech CS2050, CS2051, CS2052, or CS2053 cordless phone system, including safety instructions, product registration, warranty information, and feature setup.

lang:en score:27 filesize: 5.17 M page\_count: 2 document date: 2021-09-16



### [VTech CS2000/CS2050 Series Cordless Telephone User Manual](#)

Comprehensive user manual for VTech CS2000 and CS2050 series cordless telephones, covering installation, operation, features, safety instructions, and warranty information.

lang:en **score:27** filesize: 15.56 M page\_count: 24 document date: 2025-08-26



### [VTech CS2050 Series Cordless Phone Quick Start Guide](#)

Quick start guide for the VTech CS2050, CS2051, CS2052, and CS2053 cordless phone series, covering setup, basic functions, safety instructions, and warranty information.

lang:en **score:26** filesize: 16.08 M page\_count: 2 document date: 2021-09-10



### [VTech CS2000/CS2050 Series Cordless Telephone User Manual](#)

Comprehensive user manual for VTech CS2000, CS2001, CS2002, CS2003, CS2050, CS2051, CS2052, and CS2053 series cordless telephones. Includes setup, operation, features, safety instructions, technical specifications, warranty, and troubleshooting.

lang:en **score:25** filesize: 15.25 M page\_count: 24 document date: 2024-10-30



### [\[pdf\] User Manual](#)

VTech CS2051 Cordless Phone with Answering Machine and 2 Handsets ECO Mode Seniors Telephone  
Landline Call Block Hands Free Function Large Buttons 1 Line Display Black Amazon de Electronics  
Photo A1e9eE7XnWL m media amazon images I |||

CS 2000/2001/ 2002/2003 2050/2051/ 2052/2053 Scannen Sie den QR-Code oder besuchen Sie euphones.vtec ... rior to use. WARNING:DO NOT BURN OR PINCTURE BATTERIES 1 Set fr CS2000 CS2050 2 Sets fr CS2001 **CS2051** 3 Sets fr CS2002 CS2052 4 Sets fr CS2003 CS2053 1 Set CS2000, CS2001, CS2002, CS2003 CS2...

lang:de **score:24** filesize: 1.86 M page\_count: 48 document date: 2022-11-17



[pdf] Declaration of Conformity


Microsoft Word CS205X Declaration of Conformity docx VTT07806 UKCA ConformityEnglishMar 23 2023

— The DoC is issued under the sole responsibility manufacturer Name VTech Electronics Europe Plc Address Napier Court Abingdon Science Park Product Support Official VTechcdn vtech jouets assets 46b4b46c 3f85 4f02 828d d03a8285e54b Conformitycdn ConformityEnglishEnglishMar VTechProduct 5627d50d 4f03 4804 8764 defd867106a4 ||| ||| UKCA Declaration of Conformity Manufacturer Name: VTech Telecommunications Limited Address: 23/F, Tai Ping Industrial Centre, Block 1, 57 Ting Kok Road, Tai Po, Hong Kong The DoC is issued under the sole responsibility of the manufacturer: UKCA Declaration of Conformity Manufacturer Name: VTech Telecommunications Limited Address: 23/ ... , Abingdon, Oxfordshire, OX14 3YT, United Kingdom Product Model Name: DECT phone Model No.: CS2050/ **CS2051** /CS2052 We, Vtech Telecommunications Limited. hereby declares that the above equipment has be... lang:en score:22 filesize: 114.66 K page\_count: 1 document date: 2023-03-24



[UKCA Declaration of Conformity - VTech DECT Phone Models CS2050, CS2051, CS2052](#)

Official UKCA Declaration of Conformity for VTech DECT phone models CS2050, CS2051, and CS2052, confirming compliance with UK regulations and essential requirements. lang:en score:22 filesize: 114.66 K page\_count: 1 document date: 2023-03-24



[VTech DECT Phone EU Declaration of Conformity - CS2050, CS2051, CS2052](#)

EU Declaration of Conformity for VTech DECT Phone models CS2050, CS2051, and CS2052, confirming compliance with Radio Equipment Directive 2014/53/EU, Ecodesign Directive (EU) 2023/1670, and RoHS Directive 2011/65/EU. lang:en score:22 filesize: 55.91 K page\_count: 1 document date: 2025-09-07



#### [VTech CS 2000/2001/2002/2003 & CS 2050/2051/2052/2053 User Manual](#)

Comprehensive user manual for VTech CS 2000, 2001, 2002, 2003, 2050, 2051, 2052, and 2053 cordless telephones. Learn about setup, operation, features, safety instructions, and product specifications.

lang:en **score:21** filesize: 15.46 M page\_count: 46 document date: 2021-12-07



#### [\[pdf\] User Manual Quick Start Guide Installation Guide Instructions Guide](#)

DeutschSchnurloses DECT Telefon mit AnrufbeantworterCS205x DE QSG newLCD V3 250116 EN FR

ES ITvtechphones eu assets 703f2be0 1c92 4687 a458 c45bbf612017 CS205x IT |||

Scan the QR code for support information Scannen Sie den QR-Code fr SupportInformationen Scannez le code QR pour obtenir des informations sur l assistance Escanee el cdigo QR para obtener informacin de soporte Scansiona il codice QR per ottenere informazioni sull assistenza CS2050 **CS2051** CS2052 CS2...

lang:en **score:19** filesize: 15.94 M page\_count: 2 document date: 2025-01-16



#### [VTech CS2000/2050 Serie Schnurloses Telefon Benutzerhandbuch](#)

Umfassendes Benutzerhandbuch für das VTech CS2000 und CS2050 Serie Schnurloses Telefon. Enthält Installationsanleitungen, Bedienungshinweise, Sicherheitshinweise und technische Daten.

lang:de **score:18** filesize: 15.58 M page\_count: 48 document date: 2022-05-13



CS  
2000/2001/  
2002/2003  
2050/2051/  
2052/2053

Scannen Sie den QR-Code oder besuchen Sie [euphones.vtech.com/support](http://euphones.vtech.com/support)  
für Support-Informationen



vtech®

## [\[pdf\]](#) User Manual

Istruzioni per l'uso VTech CS2050 Telefono Cordless con Segreteria Telefonica Modalità ECO DECT  
fisso Blocco Delle Chiamate Vivavoce Alta Qualità Tasti grandi Nero Amazon.it Giochi e giocattoli  
A1ihu6NhtuL m media amazon images I |||

CS 2000/2001/ 2002/2003 2050/2051/ 2052/2053 Scannen Sie den QR-Code oder  
besuchen Sie [euphones.vtec ...](http://euphones.vtec...) rior to use. WARNING:DO NOT BURN OR  
PINCTURE BATTERIES 1 Set fr CS2000 CS2050 2 Sets fr CS2001 **CS2051** 3 Sets fr  
CS2002 CS2052 4 Sets fr CS2003 CS2053 1 Set CS2000, CS2001, CS2002,  
CS2003 CS2...

lang:de **score:17** filesize: 1.86 M page\_count: 48 document date: 2022-11-20

CS  
2000/2001/  
2002/2003  
2050/ 2051/  
2052/2053

Scan the QR code or go to  
[www.vtechphones.eu](http://www.vtechphones.eu) for  
support information



vtech®

## [VTech CS2000/CS2050 Series Cordless Telephone User Manual](#)

User manual for VTech CS2000, CS2001, CS2002, CS2003, CS2050, CS2051,  
CS2052, and CS2053 series cordless telephones, covering installation, operation,  
features, safety, and troubleshooting.

lang:en **score:16** filesize: 17.66 M page\_count: 27 document date: 2025-08-26