

Wings WL-CENTERSTAGE3000-BLK

Wings Centerstage 3000 2.1 Channel Soundbar User Manual

Model: WL-CENTERSTAGE3000-BLK

1. INTRODUCTION

Thank you for choosing the Wings Centerstage 3000 Soundbar. This 2.1 channel sound system is designed to deliver powerful and immersive audio with 160W RMS output. Featuring versatile connectivity options including Bluetooth 5.0, USB, Aux, and HDMI, it provides a superior audio experience for your entertainment needs. This manual will guide you through the setup, operation, and maintenance of your new soundbar.



Figure 1.1: Wings Centerstage 3000 Soundbar, Subwoofer, and Remote Control.

2. WHAT'S IN THE BOX

Please check the package contents carefully. If any items are missing or damaged, contact customer support.

- 1 x Wings Centerstage 3000 Soundbar
- 1 x Wireless Subwoofer
- 1 x Charging Cable
- 1 x User Manual (this document)
- 1 x Warranty Card
- 1 x Remote Control

3. SETUP GUIDE

3.1 Placement Options

The Wings Centerstage 3000 Soundbar offers flexible placement options to suit your home entertainment setup.

- **Tabletop Placement:** Place the soundbar on a flat, stable surface directly in front of your television. Ensure there are no obstructions blocking the sound.
- **Wall Mount Placement:** The soundbar is wall-mount compatible. Refer to the included wall-mounting kit (if applicable) and instructions for secure installation.



Figure 3.1: Example of tabletop placement for the soundbar and subwoofer.

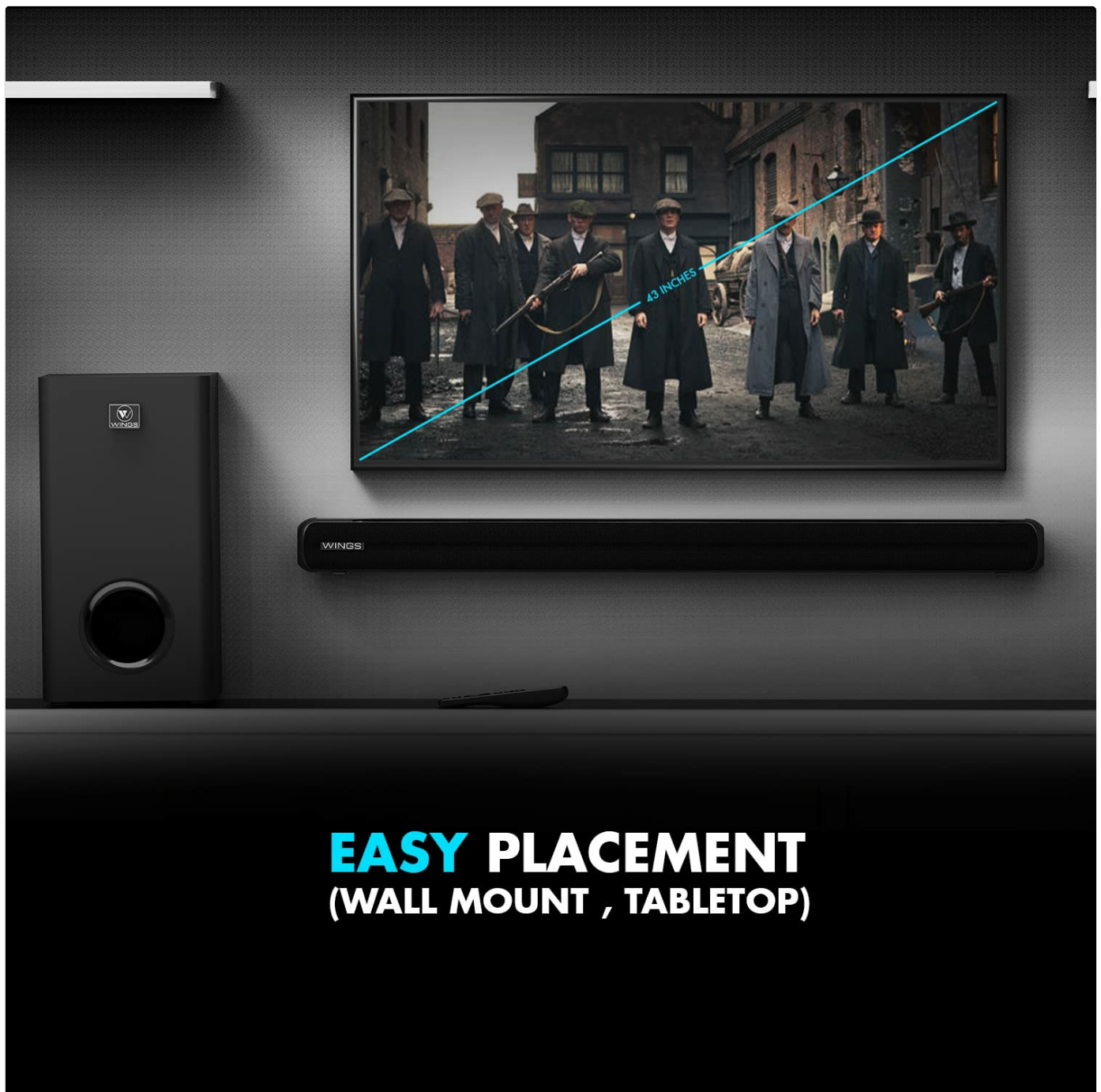


Figure 3.2: Soundbar and subwoofer dimensions, highlighting wall mount compatibility.

3.2 Connecting Your Soundbar

The soundbar supports multiple connection types. Choose the method that best suits your audio source.



Figure 3.3: Available connection ports on the soundbar.

- **HDMI Connection:** For optimal audio quality, connect an HDMI cable from your TV's HDMI ARC/eARC port to the soundbar's HDMI port.
- **Auxiliary (AUX) Input:** Use a 3.5mm audio cable to connect devices with an AUX output (e.g., smartphones, MP3 players) to the soundbar's AUX port.
- **USB Connection:** Insert a USB drive containing audio files into the USB port for direct playback.
- **Bluetooth 5.0:** For wireless audio streaming from Bluetooth-enabled devices. See Section 4.2 for pairing instructions.

4. OPERATING INSTRUCTIONS

4.1 Power On/Off

Connect the soundbar to a power outlet using the provided charging cable. Press the Power button on the soundbar or the remote control to turn the unit on or off.

4.2 Bluetooth Pairing

1. Turn on the soundbar.
2. Press the 'MODE' button on the remote control or soundbar until 'BT' (Bluetooth) mode is selected. The indicator light will flash, indicating it's in pairing mode.
3. On your Bluetooth-enabled device (e.g., smartphone, tablet), search for available Bluetooth devices.
4. Select "Wings Centerstage 3000" from the list.
5. Once paired, the indicator light on the soundbar will stop flashing and remain solid. You can now play audio wirelessly.

4.3 USB Playback

Insert a USB flash drive into the USB port on the soundbar. The soundbar will automatically switch to USB mode and begin playing compatible audio files. Use the remote control to navigate tracks and adjust volume.

4.4 AUX Input Usage

Connect your audio device to the soundbar's AUX port using a 3.5mm audio cable. Press the 'MODE' button on the remote control or soundbar until 'AUX' mode is selected. Play audio from your connected device.

4.5 HDMI (ARC) Usage

Connect your TV's HDMI ARC/eARC port to the soundbar's HDMI port. Ensure your TV's audio output settings are configured to output sound through HDMI ARC. Select 'HDMI' mode on the soundbar using the 'MODE' button.

4.6 Remote Control Functions

The included remote control allows full command over your soundbar's features, including volume, input mode, and equalizer settings.

SLEEK DESIGN

Match your Living Room Aesthetic



Figure 4.1: Remote control layout and EQ modes.

- **Power Button:** Turns the soundbar on/off.
- **Volume +/-:** Adjusts the master volume.
- **Mute:** Mutes or unmutes the sound.
- **Mode:** Cycles through input modes (Bluetooth, USB, AUX, HDMI).
- **EQ Modes:** Select from preset equalizer modes like Music, Movies, and News for optimized audio.
- **Bass +/-:** Adjusts the bass level.
- **Playback Controls:** Play/Pause, Next/Previous track (for USB/Bluetooth modes).

5. MAINTENANCE

To ensure the longevity and optimal performance of your Wings Centerstage 3000 Soundbar, follow these maintenance guidelines:

- **Cleaning:** Use a soft, dry cloth to wipe the surfaces of the soundbar and subwoofer. Do not use liquid cleaners or

abrasive chemicals.

- **Ventilation:** Ensure the soundbar and subwoofer have adequate ventilation. Do not block any vents.
- **Environment:** Keep the unit away from direct sunlight, heat sources, excessive dust, and moisture. The product is not water resistant.
- **Power Off:** If the unit will not be used for an extended period, disconnect it from the power outlet.

6. TROUBLESHOOTING

If you encounter issues with your soundbar, refer to the following common problems and solutions:

Problem	Possible Cause	Solution
No power	Power cable not connected; Power outlet faulty	Ensure power cable is securely connected; Try a different power outlet.
No sound	Incorrect input mode; Volume too low; Cables not connected properly	Press 'MODE' to select correct input; Increase volume; Check all audio cables are securely connected.
Bluetooth pairing fails	Soundbar not in pairing mode; Device too far; Interference	Ensure soundbar is in BT pairing mode; Move device closer; Turn off other Bluetooth devices.
Remote control not working	Batteries low/dead; Obstruction; Remote not pointed at sensor	Replace batteries; Remove any obstructions; Point remote directly at the soundbar's sensor.
Distorted sound	Volume too high; Poor audio source quality	Reduce volume; Try a different audio source or file.

7. SPECIFICATIONS

Detailed technical specifications for the Wings Centerstage 3000 Soundbar.



Figure 7.1: Dynamic drivers and power output details.

Feature	Detail
Model Name	CENTERSTAGE3000
Speaker Type	Soundbar
Speaker Maximum Output Power	160 Watts RMS (100W Soundbar + 60W Wireless Subwoofer)
Surround Sound Channel Configuration	2.1
Connectivity Technology	Bluetooth 5.0, USB, Aux, HDMI
Wireless Communication Technology	Bluetooth
Subwoofer Connectivity Technology	Wireless

Feature	Detail
Controller Type	Remote Control
Product Dimensions (Soundbar)	Approx. 50W x 7.4D x 7.4H Centimeters
Product Dimensions (Subwoofer)	Approx. 30D x 30W x 30H Centimeters
Item Weight	9.7 Kilograms
Colour	Black
Water Resistance Level	Not Water Resistant
Included Components	1 Soundbar, 1 Subwoofer, 1 charging cable, 1 user manual, 1 warranty card





8. WARRANTY AND SUPPORT



The Wings Centerstage 3000 Soundbar comes with a 1-year manufacturer's warranty. Please refer to the included warranty card for detailed terms and conditions.

For technical support, service, or warranty claims, please contact Wings customer service through their official website or the contact information provided on your warranty card.

Keep your purchase receipt and warranty card in a safe place as proof of purchase may be required for warranty service.

Related Documents - WL-CENTERSTAGE3000-BLK

	WINGS Center Stage 3000 Soundbar User Manual and Specifications Comprehensive user manual for the WINGS Center Stage 3000 soundbar system, covering setup, features, connectivity options (Bluetooth, HDMI ARC, Optical, Coaxial, AUX, USB), controls, technical specifications, and safety instructions.
	Wings PowerPods True Wireless Earbuds User Manual Comprehensive user manual for Wings PowerPods true wireless earbuds, covering setup, features, controls, charging, troubleshooting, and specifications.
	Wings Phantom 1100 User Manual: Features, Pairing, and Specifications Discover the Wings Phantom 1100 true wireless neckband headphones. This guide covers product features, step-by-step pairing, button controls, call management, charging, technical specifications, and safety guidelines for an optimal audio experience.
	Wings Phantom 500 Godlike Limited Edition True Wireless Earbuds User Manual & Specifications Get detailed instructions, technical specifications, and usage guides for the Wings Phantom 500 Godlike Limited Edition True Wireless Earbuds. Learn about pairing, controls, charging, and maintenance.

	<p>Wings Vader 200 Gaming Headset User Manual</p> <p>User manual for the Wings Vader 200 gaming headset, detailing features, specifications, usage instructions, and safety guidelines for optimal performance and longevity.</p>
	<p>Wings Sling 100 Neckband Wireless Earphones User Manual</p> <p>Comprehensive user manual for the Wings Sling 100 Neckband Wireless Earphones, covering introduction, pairing, button controls, call handling, charging, technical specifications, safety, and maintenance.</p>