

## DEWINNER DE-T1502

# DEWINNER 7.2V Cordless 2-in-1 Hedge Trimmer and Grass Shear User Manual

Model: DE-T1502

## 1. INTRODUCTION

---

Thank you for choosing the DEWINNER 7.2V Cordless 2-in-1 Hedge Trimmer and Grass Shear. This versatile tool is designed for efficient trimming of hedges and shearing of grass in your garden. Please read this manual carefully before operating the tool to ensure safe and effective use. Keep this manual for future reference.

## 2. SAFETY INSTRUCTIONS

---

Always observe basic safety precautions to reduce the risk of injury. Failure to follow these instructions may result in electric shock, fire, and/or serious injury.

- **Read All Instructions:** Familiarize yourself with the controls and proper use of the tool.
- **Double Child Safety Lock:** The tool features a double child safety lock design. Ensure both safety mechanisms are engaged before operation and when storing the tool to prevent accidental startup.
- **Keep Work Area Clear:** Do not operate in explosive atmospheres, such as in the presence of flammable liquids, gases, or dust.
- **Wear Appropriate Personal Protective Equipment (PPE):** Always wear safety glasses, gloves, and sturdy footwear when operating the trimmer.
- **Avoid Contact with Blades:** Keep hands, feet, and clothing away from the blades. Blades remain sharp after use.
- **Secure Battery:** Ensure the battery is correctly inserted and secured before use.
- **Proper Storage:** After use, clean the blades thoroughly and store the tool in a dry, secure place out of reach of children.

## 3. PRODUCT COMPONENTS

---

Familiarize yourself with the different parts of your DEWINNER 2-in-1 Trimmer.



Image: Labeled diagram of the DEWINNER 2-in-1 Trimmer components.

- **Detachable Battery:** Provides cordless power.
- **Ergonomic Grip:** Designed for comfortable handling.
- **NO/OFF Switch:** Activates and deactivates the tool.
- **Safety Lock:** Prevents accidental startup.
- **Grass Cutter Blade:** Shorter blade for grass shearing.
- **Hedges Blade:** Longer blade for hedge trimming.

## 4. SETUP

---

### 4.1 Battery Charging

The tool is powered by a 7.2V Lithium-ion battery. Ensure the battery is fully charged before first use.

1. Connect the charger to a power outlet.
2. Insert the battery into the charger.
3. Allow approximately 3-5 hours for a full charge.
4. A fully charged battery provides approximately 40 minutes of trimming or 50 minutes of grass shearing operation.

## **UPGRADED POWER MOTOR**

Upgraded High Speed 1100 rpm Motor for Efficient Cutting



## **LONG-LASTING BATTERY**

15000mAh 7.2V Lithium-ion Battery for Reliable Endurance

Image: Illustration of the upgraded motor and long-lasting battery.

### **4.2 Blade Installation and Changing**

The DEWINNER 2-in-1 Trimmer allows for easy, tool-free blade changes between the grass shear and hedge trimmer blades.

1. Ensure the tool is switched OFF and the safety lock is engaged.
2. To remove a blade, locate the blade release mechanism (refer to the product components diagram).
3. Press the release button and slide the blade out.
4. To install a new blade, align it with the slot and slide it in until it clicks securely into place.

## Short blade for grass



## long blade for shrub & hedge




Image: Comparison of the short grass blade and long hedge blade.

## 5. OPERATING INSTRUCTIONS

---

Always ensure the battery is fully charged and the correct blade is installed for your task.

### 5.1 Activating the Tool

1. Hold the tool firmly by the ergonomic grip.
2. Disengage the safety lock (refer to the product components diagram for location).
3. Press the NO/OFF switch to start the blades. Release the switch to stop the blades.

# ***ERGONOMIC SAFETY LOCK***

## ***FOR COMFORTABLE CONTROL & HANDLING***



Image: Ergonomic grip and safety lock for controlled operation.

### **5.2 Hedge Trimming**

Use the longer hedge blade for shaping shrubs and hedges.

- Ensure the hedge blade is securely installed.
- Hold the trimmer with both hands if necessary for better control.
- Cut in a smooth, sweeping motion.
- The hedge blade is suitable for branches less than 10mm in thickness.

### **5.3 Grass Shearing**

Use the shorter grass shear blade for trimming grass edges and small areas.

- Ensure the grass shear blade is securely installed.
- Guide the trimmer along the grass line, maintaining a steady pace.

# 2 IN 1 CORDLESS TRIMMER



Image: Demonstrations of the trimmer in both grass shearing and hedge trimming modes.

## 6. MAINTENANCE

---

Regular maintenance ensures the longevity and optimal performance of your tool.

- **Blade Cleaning:** After each use, clean the blades thoroughly to remove sap, grass, and debris. Wipe them dry immediately to prevent rust.
- **Blade Lubrication:** Apply a light coat of machine oil to the blades periodically to maintain smooth operation and prevent corrosion.
- **Storage:** Store the tool in a dry, well-ventilated area, away from direct sunlight and moisture. Ensure the safety lock is engaged and the battery is removed if storing for extended periods.
- **Battery Care:** Do not store the battery in a fully discharged state. Recharge it periodically if not in use for a long time.

# High hardness blade

Manganese steel rustproof blade, Sharp and durable, it trims faster

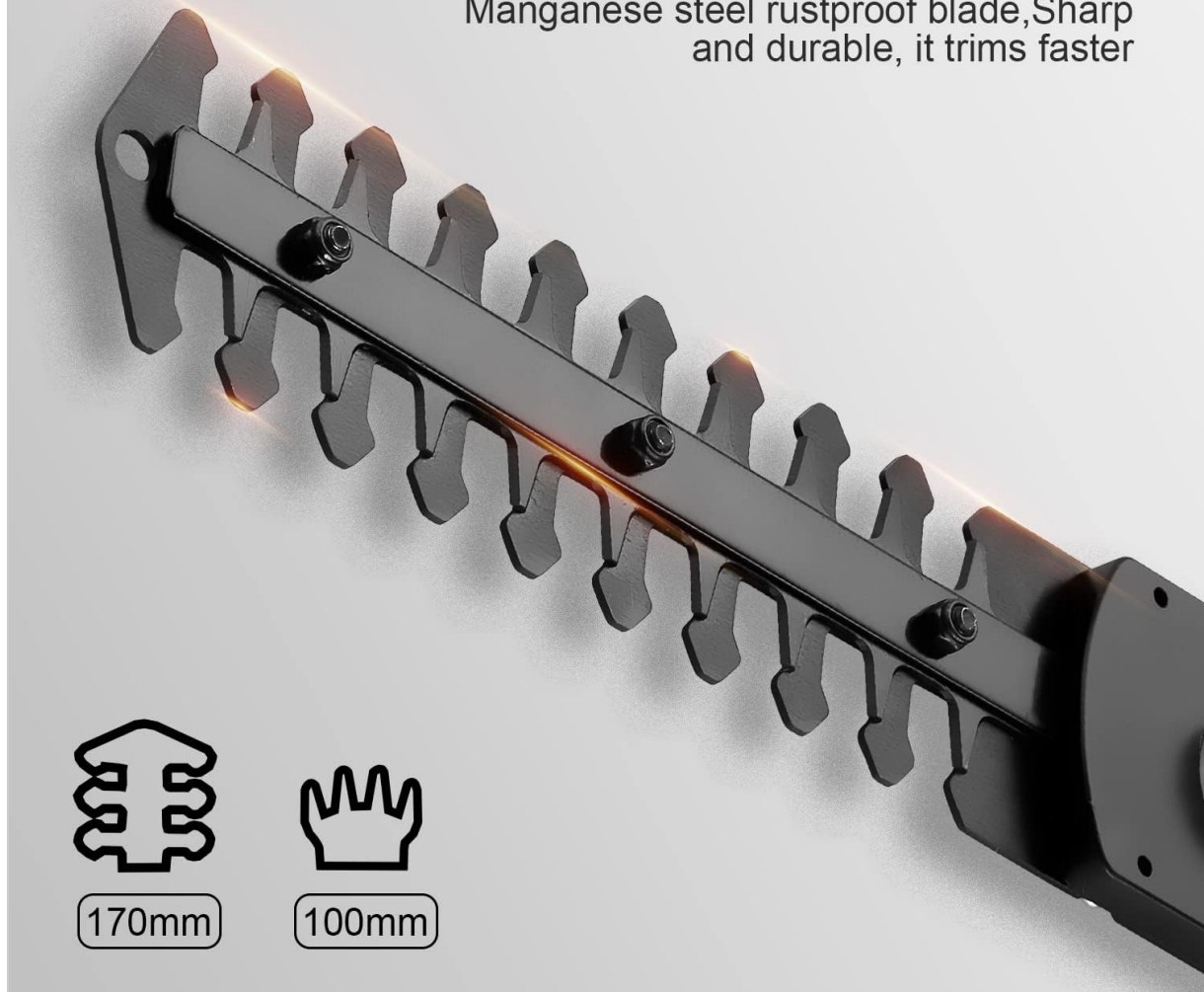


Image: Detail of the high hardness blade, emphasizing its quality.

## 7. TROUBLESHOOTING

If you encounter issues with your DEWINNER trimmer, refer to the following common problems and solutions:

Problem	Possible Cause	Solution
Tool does not start	Battery not charged; Safety lock engaged; Battery not properly inserted.	Charge battery; Disengage safety lock; Reinsert battery securely.
Blades not cutting effectively	Blades dull or dirty; Material too thick.	Clean blades; Lubricate blades; Ensure material is within cutting capacity (max 10mm for hedges).
Reduced operating time	Battery not fully charged; Battery aging.	Ensure full charge; Consider replacing battery if performance significantly degrades.

## 8. SPECIFICATIONS

---

Detailed technical specifications for the DEWINNER 7.2V Cordless 2-in-1 Hedge Trimmer and Grass Shear.

Feature	Specification
Brand	DEWINNER
Model Number	DE-T1502
Power Source	Battery Powered
Battery Type	7.2V Lithium-ion
No-Load Speed	600 RPM
Hedge Blade Length	170 mm (6.7 inches)
Grass Blade Cutting Width	10.7 cm (4.2 inches)
Max Cutting Thickness (Hedge)	10 mm
Material	Plastic, Stainless Steel
Item Weight	1 Kilogram (2.2 pounds)
Product Dimensions (L x W x H)	11.81" x 6.3" x 4.33" (300mm x 160mm x 110mm approx.)

# PRODUCT SIZE




Image: Product dimensions for the DEWINNER 2-in-1 Trimmer.

## 9. WARRANTY AND SUPPORT

---

For warranty information or technical support, please refer to the documentation included with your purchase or contact DEWINNER customer service through their official channels. Keep your purchase receipt as proof of purchase.