

Vente-unique TURNER

Vente-unique TURNER 3-Seater Velvet Sofa User Manual

Model: TURNER
Brand: Vente-unique

INTRODUCTION

This user manual provides essential information for the assembly, operation, maintenance, and troubleshooting of your Vente-unique TURNER 3-Seater Velvet Sofa. Please read this manual carefully before assembly and use to ensure proper handling and longevity of your product.

The TURNER sofa, inspired by the classic Chesterfield design, features a luxurious velvet upholstery and distinctive studded detailing, bringing a touch of vintage elegance to your living space.

SETUP AND ASSEMBLY

Your Vente-unique TURNER sofa requires assembly. It is recommended that two adults perform the assembly to ensure safety and ease of installation.

Package Contents

The sofa is delivered in one package. Please verify all components are present before beginning assembly.

- Sofa frame components
- Seat cushions (removable)
- Decorative cushions (included)
- Wooden legs
- Assembly hardware (screws, washers, etc.)
- Assembly instructions (refer to the external PDF for detailed steps)

Dimensions and Weight

- **Overall Length:** 190 cm (74.8 inches)
- **Overall Height:** 79 cm (31.1 inches)
- **Overall Depth:** 77 cm (30.3 inches)
- **Seat Height:** 45 cm (17.7 inches)
- **Seat Depth:** 58 cm (22.8 inches)
- **Item Weight:** 50 kg (110 lbs)
- **Maximum Supported Load:** 360 kg (793 lbs)

Assembly Steps

For detailed assembly instructions, please refer to the official safety warning and assembly PDF provided by Vente-unique. This document contains step-by-step diagrams and instructions for secure assembly.

Important Safety Note: Always ensure all screws and fasteners are tightened securely before using the sofa. Periodically check and re-tighten as necessary.

[Download Official Assembly and Safety PDF](#)



Full view of the Vente-unique TURNER 3-Seater Velvet Sofa in anthracite grey.



The TURNER sofa positioned in a modern living room environment.

OPERATING AND USAGE

The TURNER sofa is designed for comfortable seating in residential environments. Its robust construction supports a maximum load of 360 kg (793 lbs), accommodating up to three individuals.

Key Features

- **Upholstery:** Soft and durable 100% Polyester Velvet in Anthracite Grey.
- **Design:** Classic Chesterfield-inspired with elegant tufted backrest.
- **Accents:** Decorative studded finish along the armrests and base.
- **Cushions:** Removable seat cushions for easy cleaning and maintenance. Includes matching decorative cushions for added comfort and style.
- **Structure:** Sturdy wood and plywood frame with Nosag springs, elastic webbing, and helical springs for optimal seating support.



Front view showcasing the tufted back and two round decorative cushions.



Detailed view of the armrest with its distinctive brass stud embellishments.

CARE AND MAINTENANCE

Proper care will extend the life and appearance of your velvet sofa.

General Care

- **Regular Cleaning:** Gently vacuum the sofa regularly using an upholstery attachment to remove dust and debris.
- **Spot Cleaning:** For spills, blot immediately with a clean, dry cloth. Do not rub, as this can spread the stain and damage the

velvet pile. For stubborn stains, use a mild, water-free cleaning solvent specifically designed for upholstery, testing on an inconspicuous area first.

- **Sunlight Exposure:** Avoid placing the sofa in direct sunlight for prolonged periods, as this can cause fading of the velvet fabric.
- **Pet Care:** If you have pets, consider using a protective cover to prevent scratches and excessive pet hair accumulation.

Cushion Care

- The seat cushions are removable. This allows for easier cleaning and rotation to ensure even wear.
- Fluff and rotate cushions regularly to maintain their shape and comfort.

TROUBLESHOOTING

This section addresses common issues you might encounter with your sofa.

Loose Legs or Wobbly Frame

- **Solution:** Check all assembly bolts and screws. Tighten any loose fasteners using the appropriate tools. Ensure the sofa is placed on a level surface.

Velvet Pile Flattening

- **Solution:** Velvet pile can flatten with prolonged pressure. Gently brush the affected area with a soft-bristled brush or a velvet brush in the direction of the pile to restore its texture. A light steaming can also help, but test on an inconspicuous area first.

Stains on Fabric

- **Solution:** Refer to the "Spot Cleaning" instructions in the Maintenance section. For severe stains, it is recommended to consult a professional upholstery cleaner.

PRODUCT SPECIFICATIONS

Brand	Vente-unique
Model Name	TURNER
Color	Anthracite Grey
Material	100% Polyester Velvet
Frame Structure	Wood, Plywood
Seating Capacity	3 persons
Maximum Weight Capacity	360 kg (793 lbs)
Overall Dimensions (L x D x H)	190 cm x 77 cm x 79 cm (74.8" x 30.3" x 31.1")
Seat Depth	58 cm (22.8")
Seat Height	45 cm (17.7")
Assembly Required	Yes
ASIN	B09MC13VTR
Country of Origin	France

WARRANTY AND SUPPORT





For specific warranty details, please refer to the purchase documentation or contact Vente-unique customer service directly. Vente-unique is committed to customer satisfaction, with over 2 million customers served across Europe. For further assistance, product inquiries, or to report any issues, please visit the official Vente-unique store on Amazon or their corporate website.

[Visit Vente-unique Store on Amazon](#)

© 2024 Vente-unique. All rights reserved.

This manual is for informational purposes only. Product specifications are subject to change without notice.

Related Documents

	<p>Vente-unique Vasque à Poser Basin: Installation, Care, and Natural Stone Guide</p> <p>Comprehensive guide for the Vente-unique Vasque à Poser basin, covering natural stone characteristics, step-by-step installation, and essential care and maintenance instructions. Includes product specifications and contact information.</p>
	<p>SARONE Wall-Mounted Bathroom Cabinet Installation Guide</p> <p>Detailed installation guide for the SARONE wall-mounted bathroom cabinet (Model 3236973). Includes parts list, hardware, step-by-step assembly instructions, and safety/care information. Features multilingual support.</p>
	<p>Vente-unique TEANA & TEANA 2 Vanity Unit Assembly Instructions</p> <p>Comprehensive assembly guide for Vente-unique TEANA and TEANA 2 vanity units, including parts lists, step-by-step instructions, safety guidelines, and maintenance tips for your bathroom furniture.</p>
	<p>MIRO PRISMA VITTORIA RIO - Assembly Instructions</p> <p>Detailed assembly instructions for the MIRO PRISMA VITTORIA RIO furniture unit by Vente-unique. Includes a comprehensive parts list, hardware list, and step-by-step assembly guide for building the furniture.</p>

no relevant documents