

## Manuals+

[Q & A](#) | [Deep Search](#) | [Upload](#)

manuals.plus /

› [MageGee](#) /

› [MageGee 75% Mechanical Gaming Keyboard User Manual](#)

## MageGee star-blue/blue

# MageGee 75% Mechanical Gaming Keyboard User Manual

Model: star-blue/blue

## INTRODUCTION

Thank you for choosing the MageGee 75% Mechanical Gaming Keyboard. This compact TKL (TenKeyLess) keyboard is designed for gamers and typists, offering precise tactile feedback with its blue mechanical switches and vibrant LED blue backlighting. This manual provides detailed instructions for setup, operation, maintenance, and troubleshooting to ensure optimal performance and longevity of your keyboard.

## WHAT'S IN THE BOX

- MageGee 75% Mechanical Gaming Keyboard x 1
- Extra 16 purple keycaps x 1
- Instruction Manual x 1
- Key Puller x 1



## Packing List:

- mechanical keyboard \*1
- 16 purple keycaps\*1
- instruction manual \*1
- key puller \*1

Image: Contents of the MageGee 75% Mechanical Gaming Keyboard package.

## SETUP

1. **Unpack the Keyboard:** Carefully remove the keyboard and all accessories from the packaging.
2. **Connect to Computer:** Plug the USB 2.0 connector of the keyboard into an available USB port on your Windows PC, Laptop, or Mac.
3. **Driver Installation:** The keyboard is plug-and-play and does not require any additional drivers or software installation. Your operating system will automatically recognize the device.
4. **Placement:** Place the keyboard on a stable, flat surface. Adjust the double kickstand feet at the back for your preferred typing angle.



Image: The MageGee 75% Mechanical Gaming Keyboard, ready for connection.

## OPERATING INSTRUCTIONS

### Backlight Control

The keyboard features a classic charming blue LED backlight with multiple illuminated light effects.

- **Switch Backlight Modes:** Press **Fn + |** to cycle through approximately 19 different backlight modes (static and dynamic).
- **Adjust Brightness:** Press **Fn + ↑ (Up Arrow)** to increase backlight brightness. Press **Fn + ↓ (Down Arrow)** to decrease backlight brightness.
- **Adjust Speed:** Press **Fn + -** to decrease backlight speed. Press **Fn + =+** to increase backlight speed.



Image: The keyboard displaying its blue LED backlighting.

## Multimedia Shortcut Keys

The keyboard includes 12 multimedia shortcut keys for convenient control of media and system functions. These are typically accessed by pressing the **Fn** key in combination with the F1-F12 keys.





Image: Illustration of the 12 multimedia shortcut keys.

## Anti-Ghosting

All 87 keys on this keyboard feature anti-ghosting technology, allowing multiple keys to be pressed simultaneously without conflict. This ensures every keystroke is registered accurately, which is crucial for fast-paced gaming and efficient typing.

**ALL 87 KEYS  
ANTI-GHOSTING**



Image: Visual representation of the full anti-ghosting capability.

## KEY FEATURES

- **Mechanical Blue Switches:** Experience a loud click sound and crisp tactile feedback with each key press, ideal for both gaming and typing. These switches offer a strong mechanical feel and long service life.



- **Compact 75% TKL Layout:** The 87-key TenKeyLess design saves desk space while retaining essential keys for gaming and productivity.






Image: The compact 75% layout saves space.

- **Ergonomic Design & Durability:** Features a stylish blue and white mash-up design with double-shot injection non-slip suspension keycaps. The splash-proof design and durable metal panel protect against scratches and minor spills. Adjustable kickstand feet provide a comfortable typing angle.





Image: Double kickstand feet for adjustable typing angle.



Image: Anti-scratch metal panel for enhanced durability.

## MAINTENANCE

---

To ensure the longevity and optimal performance of your MageGee Mechanical Gaming Keyboard, follow these maintenance guidelines:

- **Regular Cleaning:** Use a soft brush or compressed air to remove dust and debris from between the keycaps. For surface cleaning, wipe with a slightly damp, lint-free cloth.
- **Keycap Cleaning:** Keycaps can be removed using the included key puller for deeper cleaning. Wash keycaps with mild soap and water, then ensure they are completely dry before reattaching.
- **Avoid Liquid Spills:** While the keyboard has a splash-proof design, it is not waterproof. Avoid direct exposure to liquids to prevent damage. In case of a spill, immediately unplug the keyboard and allow it to dry completely before reconnecting.
- **Storage:** When not in use, store the keyboard in a clean, dry environment away from extreme temperatures and direct sunlight.

## TROUBLESHOOTING

---

If you encounter any issues with your MageGee Mechanical Gaming Keyboard, please refer to the following common solutions:

Problem	Possible Cause	Solution
Keyboard not responding	Loose USB connection, faulty USB port, system error.	Ensure the USB cable is securely plugged into both the keyboard and the computer. Try a different USB port. Restart your computer.
Backlight not working or stuck	Backlight turned off, brightness set to minimum, software glitch.	Press <b>Fn +  </b> to cycle modes. Press <b>Fn + ↑</b> to increase brightness. Unplug and replug the keyboard.
Keys not registering or ghosting	Dust/debris under keycap, switch malfunction, system conflict.	Clean under the affected keycap. Ensure anti-ghosting is functioning (it's an inherent feature). Test on another computer if possible.

## SPECIFICATIONS

Feature	Detail
Product Dimensions	13.98 x 5.04 x 1.4 inches
Item Weight	1.96 pounds
Manufacturer	MageGee
ASIN	B09M9HB4PV
Item Model Number	star-blue/blue
Brand	MageGee
Compatible Devices	PC (Windows 2000, XP, ME, Vista, 7, 8), Linux, Mac
Connectivity Technology	USB
Keyboard Description	Mechanical
Recommended Uses	Gaming
Special Features	Backlit, Ergonomic, Anti-ghosting, Splash-proof, Metal Panel
Color	Blue White/Blue Switch
Number of Keys	87
Keyboard Backlighting	Single Color (Blue LED)
Style	Modern
Date First Available	June 16, 2021

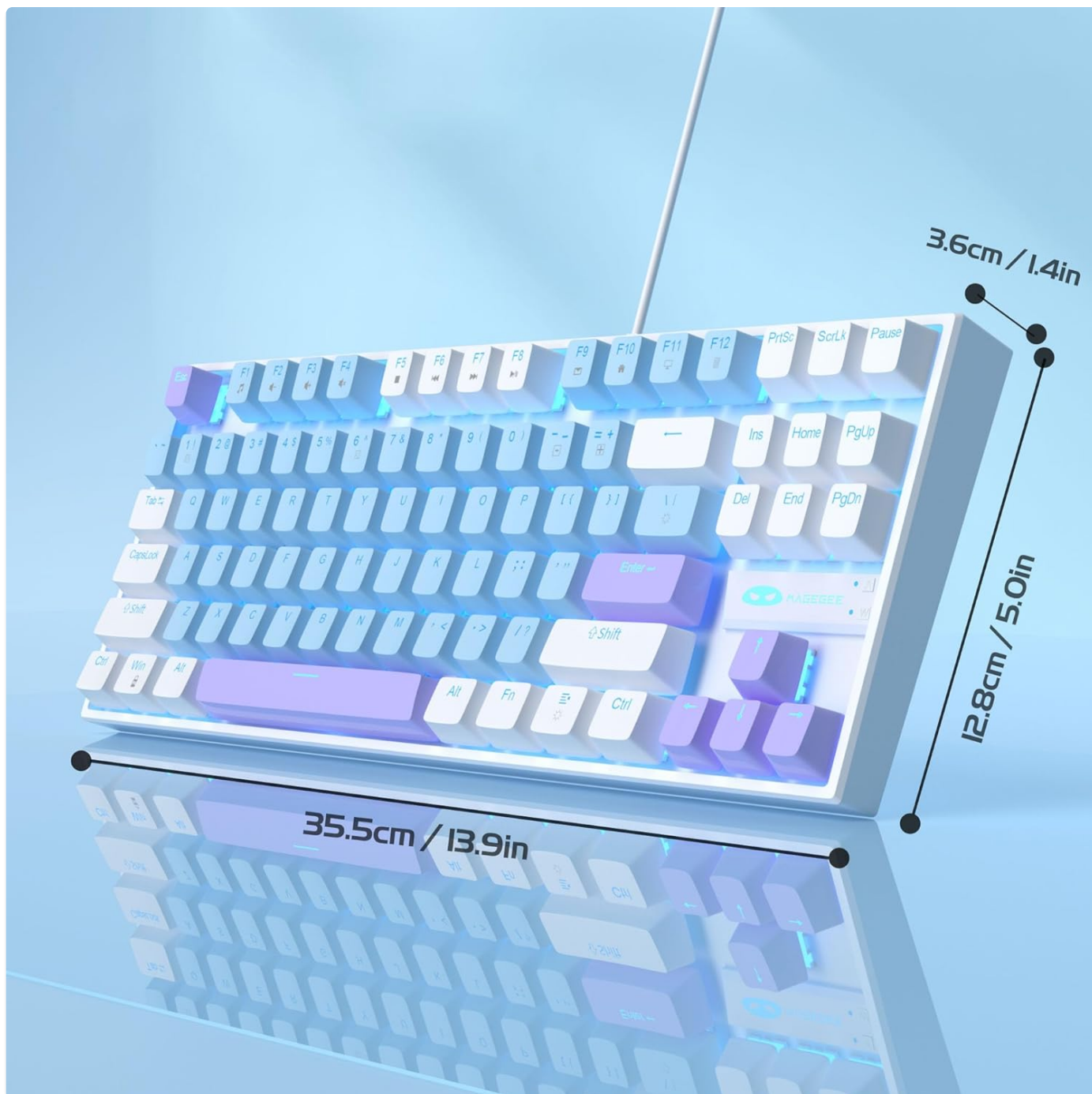


Image: Keyboard dimensions.

## WARRANTY AND SUPPORT







MageGee is committed to providing high-quality products. For any product-related inquiries, technical support, or warranty claims, please contact MageGee customer service through the retailer's platform or visit the official MageGee website for more information.

For further assistance, you may visit the [MageGee Store on Amazon](#).



**Related Documents - star-blue/blue**



	<p><a href="#">MageGee SKY87 Mechanical Keyboard User Guide and Warranty</a></p> <p>Comprehensive user guide for the MageGee SKY87 Mechanical Keyboard, detailing its features, multi-function keys, lighting effects, and warranty information. Includes product specifications and troubleshooting tips.</p>
	<p><a href="#">MageGee K1 Keyboard and Mouse User Manual</a></p> <p>Comprehensive user manual for the MageGee K1 keyboard and mouse, detailing features, specifications, multimedia key functions, combination key instructions, and warranty information.</p>
	<p><a href="#">MAGEGEE MK-STAR75 Mechanical Keyboard User Guide</a></p> <p>This user guide provides comprehensive details for the MAGEGEE MK-STAR75 Mechanical Keyboard, covering its features like N-key rollover, ergonomic design, and cool lighting, along with multimedia and combination key functions. Specifications and after-sale service information are also included.</p>
	<p><a href="#">MageGee MK-BOX Mechanical Keyboard User Guide</a></p> <p>A comprehensive user guide for the MageGee MK-BOX Mechanical Keyboard, detailing its features, specifications, and combination key instructions. Includes information on magnetic switches, hot-swappable capabilities, RGB lighting, and driver usage.</p>
	<p><a href="#">MageGee MK-MINI PLUS Mechanical Keyboard User Guide and FCC Statement</a></p> <p>Comprehensive user guide for the MageGee MK-MINI PLUS Mechanical Keyboard, covering features, specifications, product quality assurance, and FCC compliance information. Includes instructions for wired and Bluetooth modes, key functions, and troubleshooting.</p>
	<p><a href="#">Magegee G-Tanker Wireless Gaming Headset User Guide</a></p> <p>Official user guide for the Magegee G-Tanker Wireless Gaming Headset, featuring Bluetooth 5.3, 50mm drivers, and detailed operation, maintenance, and specifications. Includes FCC compliance information.</p>