

Stiive U8I

Stiive Bluetooth Headphones User Manual

Model: U8I

INTRODUCTION

Welcome to the user manual for your Stiive Bluetooth Headphones. These wireless sports earbuds are designed for an immersive audio experience during your workouts, featuring Bluetooth 5.3 for stable connection, IPX7 waterproofing, and a long playtime. This manual provides detailed instructions to help you get the most out of your new headphones.



Image: Stiive Bluetooth Headphones, showcasing the earbuds and their compact carry case.

SETUP

1. Charging the Headphones

Before first use, ensure the headphones are fully charged. Connect the provided Micro USB cable to the charging port on the headphones and the other end to a USB power source. A full charge takes approximately 2 hours and provides up to 16 hours of playtime.

Long Battery Life



2 hours
charge time

up to
16 hours
play time



Image: Visual representation of the headphone's battery life, indicating 2 hours of charging for up to 16 hours of playtime.

2. Pairing with Your Device

1. Ensure the headphones are charged and powered on.
2. Activate Bluetooth on your smartphone or audio device.
3. Search for available Bluetooth devices. The headphones will appear as "Stiive U8I" or similar.
4. Select the headphones from the list to pair. Once paired, the headphones will automatically connect to previously paired devices when powered on.

Design for Workouts

Stable/Waterproof/Longer Playtime



IPX7
Waterproof



Bluetooth 5.3



HiFi Stereo
Sound



Built-in Mic



Hands-free
Call



16Hrs
Playtime



Elastic
Ear Hooks



Battery
Status Display

Image: Overview of key features including Bluetooth 5.3 connectivity, highlighting the stable and fast connection.

OPERATING INSTRUCTIONS

1. Basic Controls

The headphones feature intuitive controls for managing your audio and calls:

Function	Action
Play/Pause	Press the Multi-function Button (MFB) once.

Function	Action
Answer Call	Press the MFB once during an incoming call.
Reject Call	Press and hold the MFB for 2 seconds during an incoming call.
End Call	Press the MFB once during a call.
Next Song	Press the "+" button once.
Previous Song	Press the "-" button once.
Volume Up	Press and hold the "+" button.
Volume Down	Press and hold the "-" button.



Free Control

Adjust volume, skip tracks, and answer/end calls on your headphones



Play/Pause



Answer Call



Reject Call



Next/
Previous Song



Up/
Down Volume

Image: Detailed diagram illustrating the location and function of the control buttons on the headphones.

2. Audio Experience

Experience truly authentic sound and powerful bass with the dynamic drivers. The built-in noise-canceling microphone ensures clear voice capture, even in noisy environments, making calls clear during activities like driving, biking, or running.

Enhanced Sound with High Fidelity Stereo

Enjoy more immersive music with richer details
Bluetooth 5.3: no latency



Image: An exploded view highlighting the internal components responsible for the high-fidelity stereo sound.

MAINTENANCE

1. Cleaning and Care

- Gently wipe the headphones with a soft, dry cloth after each use.
- Do not use abrasive cleaners or solvents.
- Regularly check and clean the eartips to prevent wax buildup, which can affect sound quality.

2. Storage

When not in use, store your headphones in the provided carry bag to protect them from dust, dirt, and physical damage. Avoid storing them in extreme temperatures.



Image: The compact carry bag for the headphones, demonstrating its portability and ease of storage.

3. Water Resistance

The Stiive headphones feature an IPX7 waterproof rating and interior nano-coating technology. This means they can effectively withstand sweat or light rain, making them suitable for workouts. However, they are not designed for submersion in water.

IPX7 Waterproof

Withstand Light rain, accident splashes, sweat



Image: Close-up of the headphones with water droplets, emphasizing their IPX7 waterproof capability.

TROUBLESHOOTING

If you encounter any issues with your Stiive Bluetooth Headphones, please refer to the following common problems and solutions:

- **No Sound:** Ensure the headphones are charged, paired correctly, and the volume on both the headphones and your device is turned up.
- **Cannot Pair:** Make sure the headphones are in pairing mode (usually indicated by a flashing LED). Turn off Bluetooth on other nearby devices that might be trying to connect. Restart both

the headphones and your device.

- **Intermittent Connection:** Ensure you are within the Bluetooth range (10 meters/33 feet) of your device. Avoid obstacles that may interfere with the signal.
- **Charging Issues:** Use the original charging cable. Ensure the charging port is clean and free of debris. Try a different USB power source.
- **Poor Call Quality:** Ensure the microphone is not obstructed. Move to a quieter environment if there is excessive background noise.

SPECIFICATIONS







Detailed technical specifications for your Stiive Bluetooth Headphones:

Feature	Detail
Model Name	U8I
Connectivity Technology	Wireless (Bluetooth)
Bluetooth Version	5.3
Bluetooth Range	10 Meters
Water Resistance Level	IPX7 Water Resistant
Playtime	Up to 16 Hours
Charging Time	2 Hours
Audio Driver Type	Dynamic Driver
Included Components	Bluetooth headphones, Carry bag, Eartips, Micro USB cable, Wire clip, User manual
Item Weight	3.21 ounces
Product Dimensions	1.4 x 0.57 x 0.58 inches

WARRANTY AND SUPPORT

Stiive products are designed for quality and durability. For information regarding warranty coverage, technical support, or any product-related inquiries, please refer to the contact information provided on the product packaging or visit the official Stiive website. Please retain your proof of purchase for warranty claims.

Related Documents - U8I

 <p>Smart Watch User Manual LCZ01</p> <p>Thank you for purchasing this product. Please read this manual carefully before use.</p>	<p>Stiive LCZ01 Smart Watch User Manual</p> <p>Comprehensive user manual for the Stiive LCZ01 Smart Watch, covering setup, operation, features, troubleshooting, and safety guidelines. Learn how to use your smartwatch with the F Fit app.</p>
 <p>Fitness Tracker ID115Plus HR User Manual</p> <p>Thank you for purchasing this product. Please read this manual carefully before use.</p>	<p>ID115Plus HR Fitness Tracker User Manual</p> <p>Comprehensive user manual for the ID115Plus HR fitness tracker, covering setup, charging, wearing, app usage, pairing, FAQs, and safety instructions.</p>
 <p>A5 Pro Smart Watch Quick Start Guide - Setup and Safety Information</p>	<p>A5 Pro Smart Watch Quick Start Guide - Setup and Safety Information</p> <p>Concise guide for setting up and using the A5 Pro Smart Watch, including package contents, pairing instructions, controls, watch interfaces, and important safety information. Compatible with the Stiive App.</p>
 <p>Fitness Tracker Operation Manual ID130PlusHR</p> <p>Thank you for purchasing this product. Please read this manual carefully before use.</p>	<p>Fitness Tracker Operation Manual - ID130PlusHR</p> <p>Operation manual for the ID130PlusHR Fitness Tracker, covering product overview, touch instructions, charging, app connection, functions, precautions, FAQ, and technical specifications.</p>
 <p>Bluetooth Headphones User Manual U8I</p> <p>Thank you for purchasing our products. please read the user manual carefully before use.</p>	<p>Fitniv U8I Bluetooth Headphones User Manual</p> <p>User manual for the Fitniv U8I Bluetooth Headphones, covering package contents, features, wearing instructions, charging, pairing, controls, FAQs, specifications, and safety information.</p>
 <p>BOLOXA U8I Wireless Sports Earbuds User Manual</p>	<p>BOLOXA U8I Wireless Sports Earbuds User Manual</p> <p>Comprehensive user manual for BOLOXA U8I wireless sports earbuds, covering product overview, operations, Bluetooth connection, charging, troubleshooting, and safety information.</p>